



40x40x20 mm

San Ace 40 9GA type Low Power Consumption Fan

General Specifications

- Material Frame: Plastic (Flammability: UL 94V-0), Impeller: Plastic (Flammability: UL 94V-0)
- Expected life See the table below. (L10 life: 90% survival rate for continuous operation in free air at 60°C, rated voltage)
- Motor protection function Locked rotor burnout protection, Reverse polarity protection
For details, please refer to p. 547.
- Dielectric strength 50/60 Hz, 500 VAC, for 1 minute (between lead wire conductors and frame)
- Insulation resistance 10 MΩ or more with a 500 VDC megger (between lead wire conductors and frame)
- Sound pressure level (SPL) At 1 m away from the air inlet
- Storage temperature -30 to +70°C (Non-condensing)
- Lead wire ⊕Red ⊖Black (Sensor) Yellow (Control) Brown
- Mass 35 g

Specifications

The models listed below **have ribs and pulse sensors with PWM control function.**

Model no.	Rated voltage [V]	Operating voltage range [V]	PWM duty cycle* [%]	Rated current [A]	Rated input [W]	Rated speed [min ⁻¹]	Max. airflow [m ³ /min] [CFM]	Max. static pressure [Pa] [inchH ₂ O]	SPL [dB (A)]	Operating temperature [°C]	Expected life [h]
9GA0405P6H001**	5	4.5 to 5.5	100	0.35	1.75	12400	0.33 11.7	191 0.77	40	-20 to +70	40000/60°C
9GA0405P6F001**			100	0.18	0.9	8000	0.21 7.4	79.5 0.32	28		60000/60°C
9GA0412P6G001	12	10.2 to 13.8	100	0.23	2.76	16000	0.42 14.8	318 1.28	47		40000/60°C
			0	0.04	0.48	3800	0.1 3.5	17.9 0.07	14		60000/60°C
100			0.14	1.68	12400	0.33 11.7	191 0.77	40			
0			0.04	0.48	3800	0.1 3.5	17.9 0.07	14			
100			0.08	0.96	8000	0.21 7.4	79.5 0.32	28			
9GA0412P6F001			0	0.03	0.36	2200	0.06 2.1	6.0 0.02	10		
9GA0424P6G001**	24	20.4 to 27.6	100	0.13	3.12	16000	0.42 14.8	318 1.28	47		40000/60°C
9GA0424P6H001**			100	0.08	1.92	12400	0.33 11.7	191 0.77	40		60000/60°C
9GA0424P6F001**			100	0.04	0.96	8000	0.21 7.4	79.5 0.32	28		

* PWM frequency: 25 kHz ** Fan does not rotate when PWM duty cycle is 0%.

The following sensor and control options are available for selection.

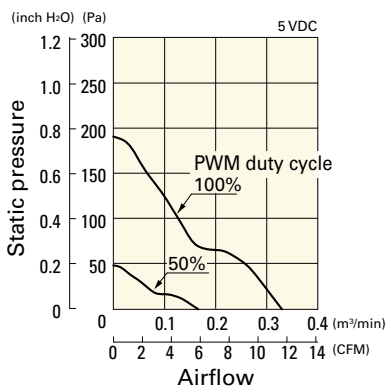
Available for all models. Without sensor Pulse sensor

Differs according to the model. Refer to the table on p. 570. Lock sensor

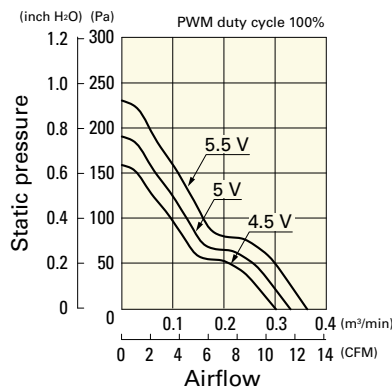
Airflow - Static Pressure Characteristics / PWM Duty - Speed Characteristics Example

9GA0405P6H001 With pulse sensor with PWM control function

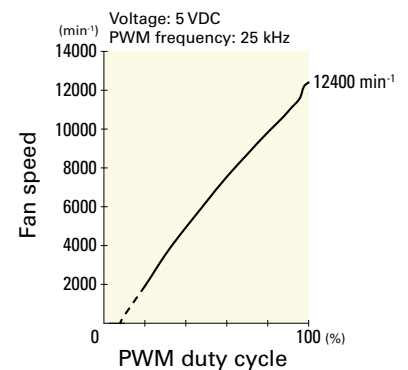
PWM duty cycle



Operating voltage range



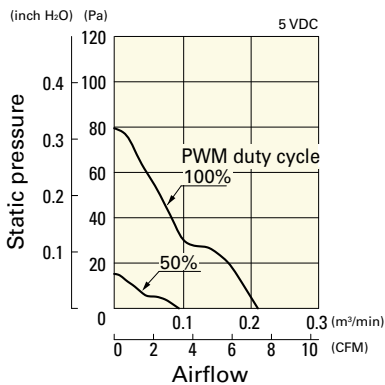
PWM duty - Speed characteristics example



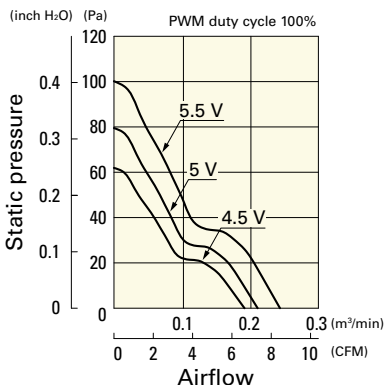
Airflow - Static Pressure Characteristics / PWM Duty - Speed Characteristics Example

9GA0405P6F001 With pulse sensor with PWM control function

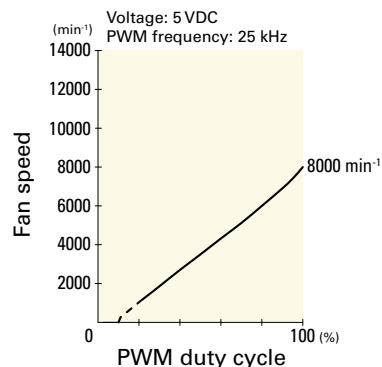
PWM duty cycle



Operating voltage range

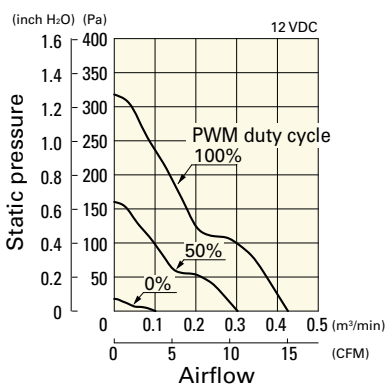


PWM duty - Speed characteristics example

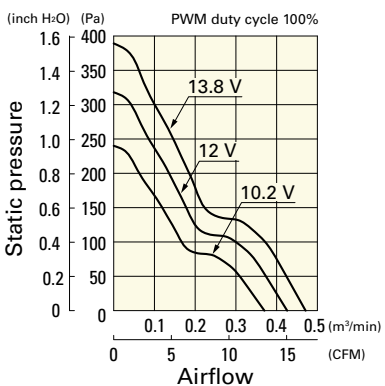


9GA0412P6G001 With pulse sensor with PWM control function

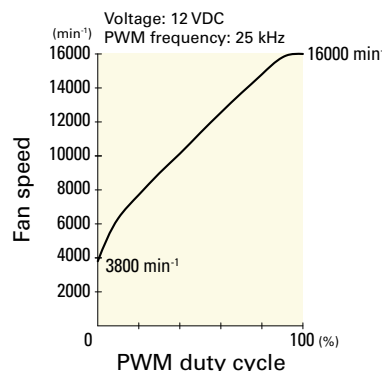
PWM duty cycle



Operating voltage range

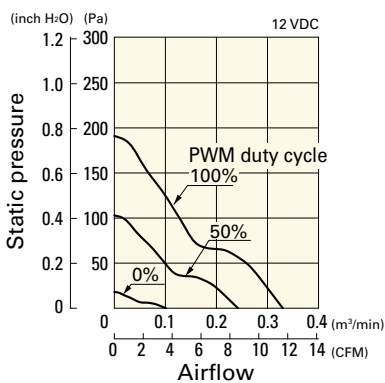


PWM duty - Speed characteristics example

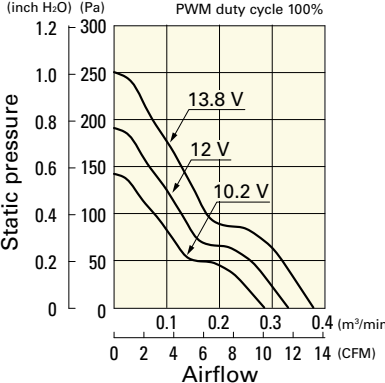


9GA0412P6H001 With pulse sensor with PWM control function

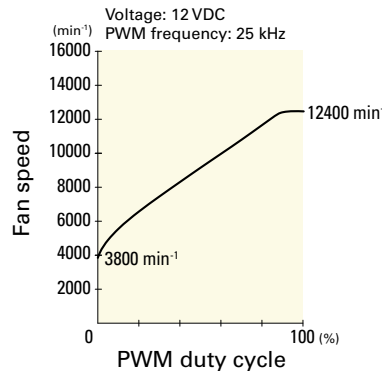
PWM duty cycle



Operating voltage range

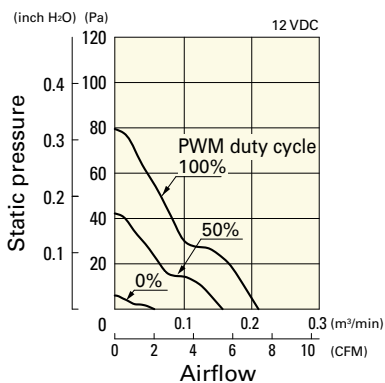


PWM duty - Speed characteristics example

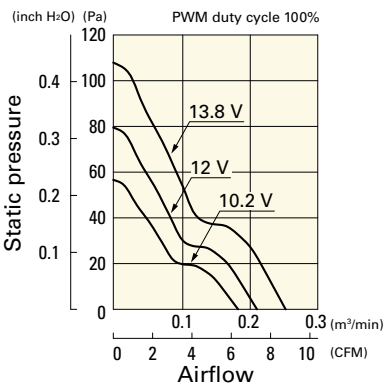


9GA0412P6F001 With pulse sensor with PWM control function

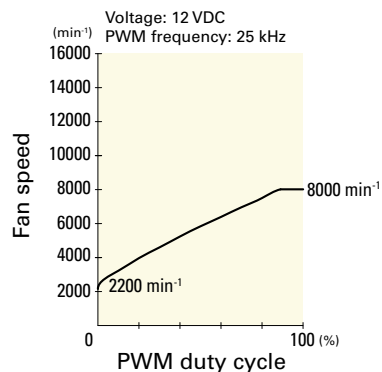
PWM duty cycle



Operating voltage range



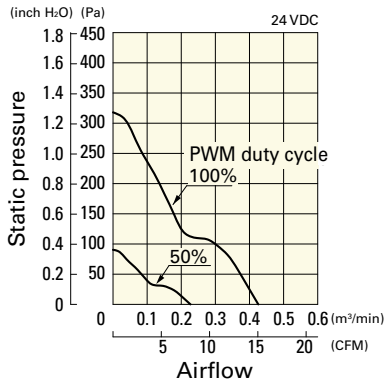
PWM duty - Speed characteristics example



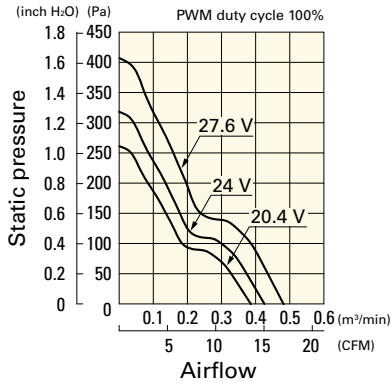
Airflow - Static Pressure Characteristics / PWM Duty - Speed Characteristics Example

9GA0424P6G001 With pulse sensor with PWM control function

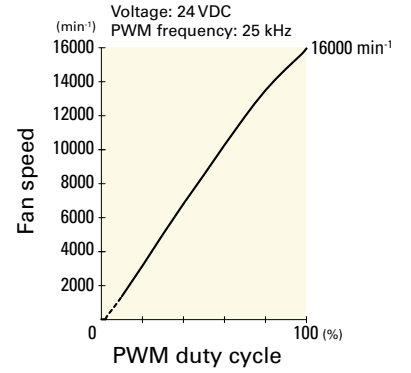
PWM duty cycle



Operating voltage range

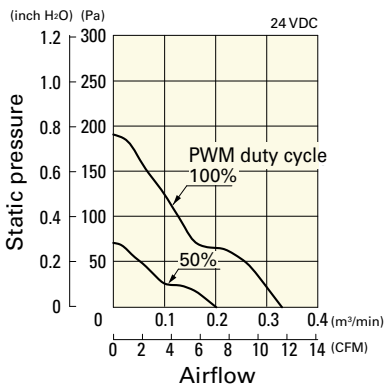


PWM duty - Speed characteristics example

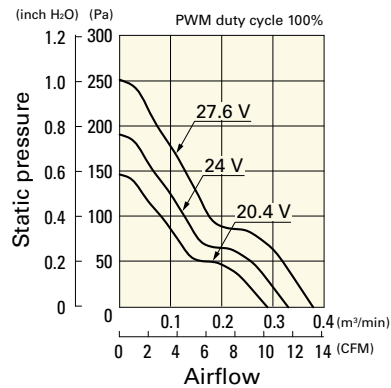


9GA0424P6H001 With pulse sensor with PWM control function

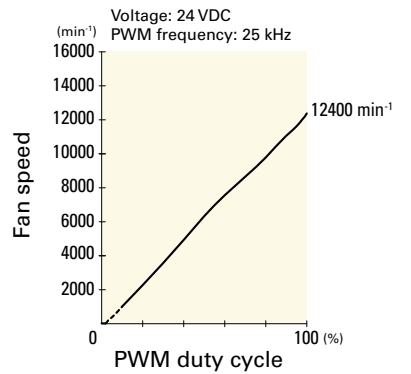
PWM duty cycle



Operating voltage range

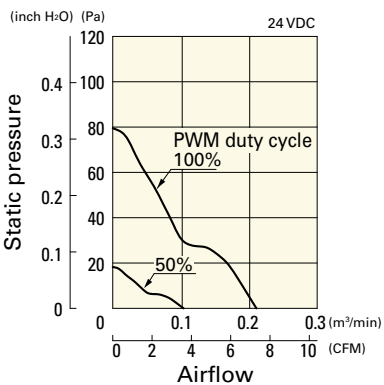


PWM duty - Speed characteristics example

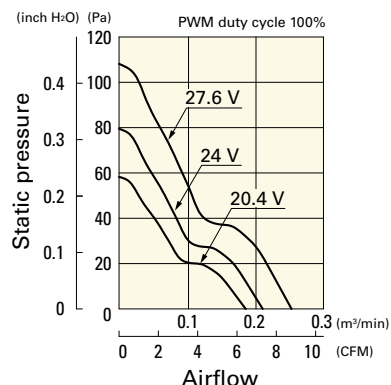


9GA0424P6F001 With pulse sensor with PWM control function

PWM duty cycle



Operating voltage range



PWM duty - Speed characteristics example

