

92x92x25 mm

San Ace 92 9GA type Low Power Consumption Fan



General Specifications

- Material Frame: Plastic (Flammability: UL 94V-0), Impeller: Plastic (Flammability: UL 94V-0)
- Expected life See the table below. (L10 life: 90% survival rate for continuous operation in free air at 60°C, rated voltage)
- Motor protection function Locked rotor burnout protection, Reverse polarity protection
For details, please refer to p. 547.
- Dielectric strength 50/60 Hz, 500 VAC, for 1 minute (between lead wire conductors and frame)
- Insulation resistance 10 MΩ or more with a 500 VDC megger (between lead wire conductors and frame)
- Sound pressure level (SPL) At 1 m away from the air inlet
- Storage temperature -30 to +70°C (Non-condensing)
- Lead wire ⊕Red ⊖Black (Sensor) Yellow (Control) Brown
(For models without PWM control function, there is no speed control wiring.)
- Mass 125 g

Specifications

The models listed below **have ribs and pulse sensors with PWM control function**. For models without ribs, append "1" to the end of model numbers.

Model no.	Rated voltage [V]	Operating voltage range [V]	PWM duty cycle* [%]	Rated current [A]	Rated input [W]	Rated speed [min ⁻¹]	Max. airflow [m ³ /min] [CFM]	Max. static pressure [Pa] [inchH ₂ O]	SPL [dB (A)]	Operating temperature [°C]	Expected life [h]	
9GA0912P4J03	12	10.2 to 13.8	100	0.39	4.68	5000	2.2 77.7	105 0.42	43	-20 to +70	60000/60°C	
			0	0.06	0.72	1500	0.65 23.3	9.4 0.04	14			
9GA0912P4G03			100	0.28	3.36	4400	1.93 68.2	81 0.33	39			
			0	0.06	0.72	1500	0.65 23.3	9.4 0.04	14			
9GA0912P4S03			100	0.2	2.4	3800	1.67 59.0	60.6 0.24	35			
			0	0.06	0.72	1500	0.65 23.3	9.4 0.04	14			
9GA0924P4J03		24	20.4 to 27.6	100	0.2	4.8	5000	2.2 77.7	105 0.42			43
				0	0.04	0.96	1500	0.65 23.3	9.4 0.04			14
9GA0924P4G03				100	0.15	3.6	4400	1.93 68.2	81 0.33			39
				0	0.04	0.96	1500	0.65 23.3	9.4 0.04			14
9GA0924P4S03				100	0.12	2.88	3800	1.67 59.0	60.6 0.24			35
				0	0.04	0.96	1500	0.65 23.3	9.4 0.04			14

* PWM frequency: 25 kHz

The following sensor and control options are available for selection.

Available for all models. **Without sensor** **Pulse sensor**

Differs according to the model. Refer to the table on p. 572. **Lock sensor**

The models listed below **have ribs and pulse sensors**. For models without ribs, append "1" to the end of model numbers.

Model no.	Rated voltage [V]	Operating voltage range [V]	Rated current [A]	Rated input [W]	Rated speed [min ⁻¹]	Max. airflow [m ³ /min] [CFM]	Max. static pressure [Pa] [inchH ₂ O]	SPL [dB (A)]	Operating temperature [°C]	Expected life [h]	
9GA0912H401	12	10.2 to 13.8	0.19	2.28	3300	1.45 51.2	45.6 0.18	31	-20 to +70	60000/60°C	
9GA0912F401			0.14	1.68	2800	1.23 43.5	32.9 0.13	28			
9GA0912M401			0.11	1.32	2400	1.05 37.1	24 0.096	24			
9GA0912L401			0.09	1.08	2000	0.87 30.7	16.7 0.067	21			
9GA0912W401			7 to 16	0.19	2.28	3300	1.45 51.2	45.6 0.18			31
			20.4 to 27.6	0.09	2.16	3300	1.45 51.2	45.6 0.18			31
9GA0924H401		24	16 to 27.6	0.08	1.92	2800	1.23 43.5	32.9 0.13			28
9GA0924F401			14 to 27.6	0.05	1.2	2400	1.05 37.1	24 0.096			24
9GA0924M401			0.03	0.72	2000	0.87 30.7	16.7 0.067	21			
9GA0924L401			12 to 28.8	0.09	2.16	3300	1.45 51.2	45.6 0.18			31
9GA0924W401			20.4 to 27.6	0.09	2.16	3300	1.45 51.2	45.6 0.18			31
			16 to 27.6	0.08	1.92	2800	1.23 43.5	32.9 0.13			28

The following sensor and control options are available for selection.

Available for all models. **Without sensor** **Lock sensor**

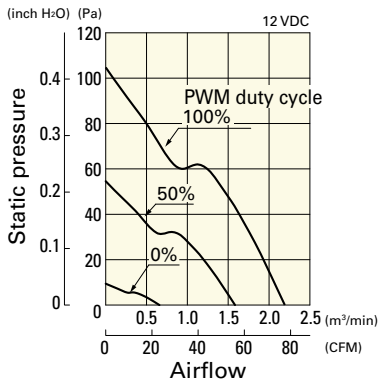
Airflow - Static Pressure Characteristics / PWM Duty - Speed Characteristics Example

DC

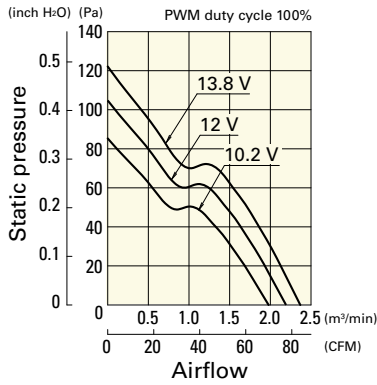
DC Fan 92 mm sq.

9GA0912P4J03 With pulse sensor with PWM control function

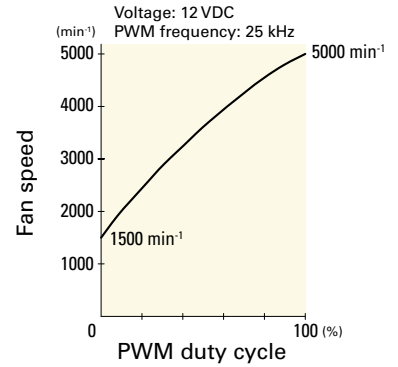
PWM duty cycle



Operating voltage range

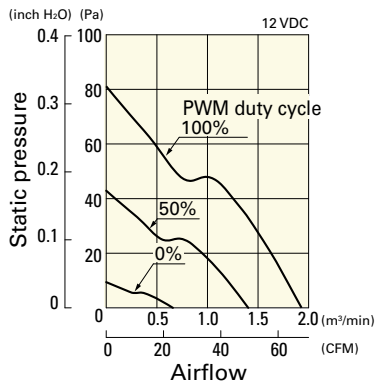


PWM duty - Speed characteristics example

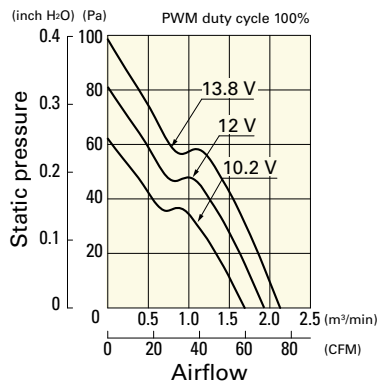


9GA0912P4G03 With pulse sensor with PWM control function

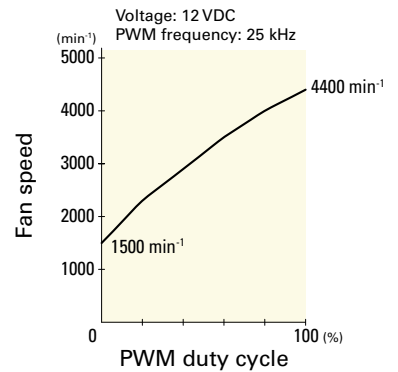
PWM duty cycle



Operating voltage range

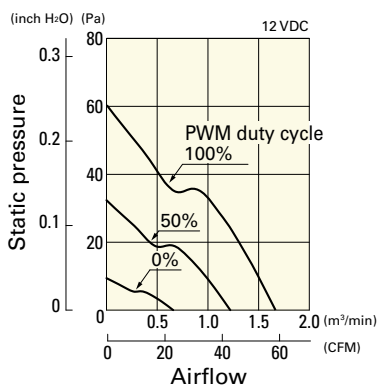


PWM duty - Speed characteristics example

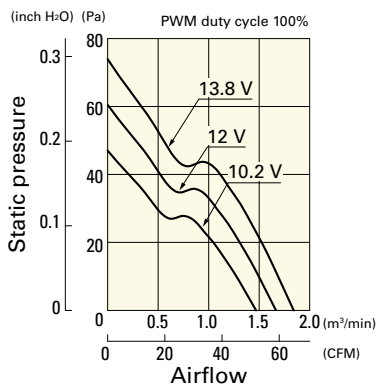


9GA0912P4S03 With pulse sensor with PWM control function

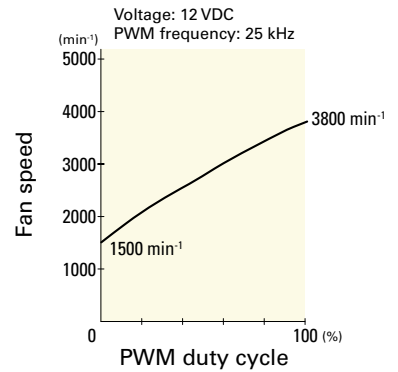
PWM duty cycle



Operating voltage range

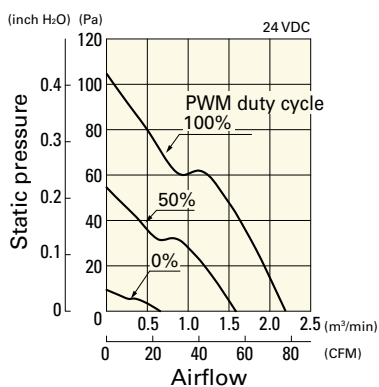


PWM duty - Speed characteristics example

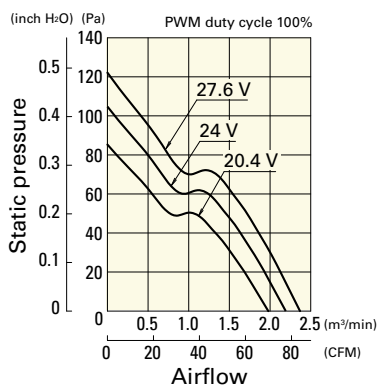


9GA0924P4J03 With pulse sensor with PWM control function

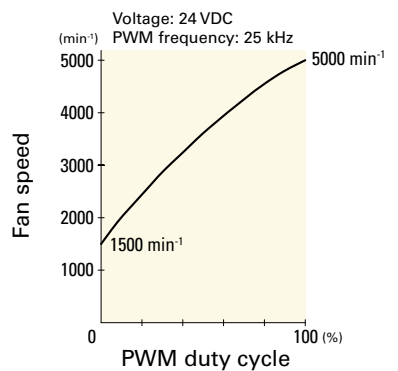
PWM duty cycle



Operating voltage range



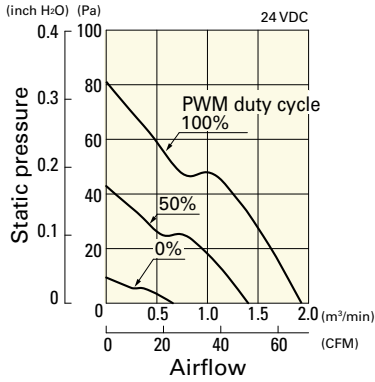
PWM duty - Speed characteristics example



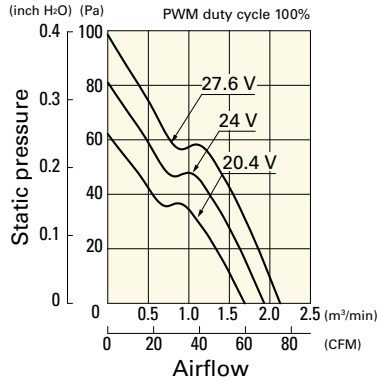
Airflow - Static Pressure Characteristics / PWM Duty - Speed Characteristics Example

9GA0924P4G03 With pulse sensor with PWM control function

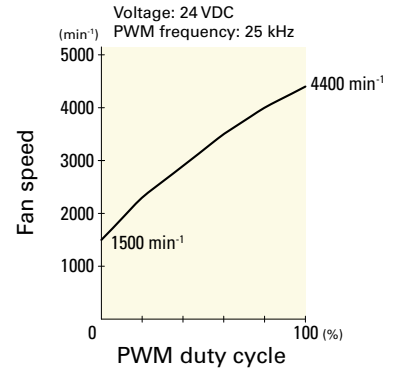
PWM duty cycle



Operating voltage range

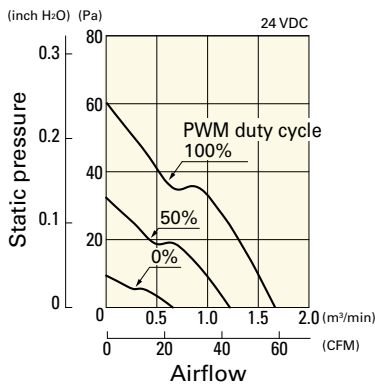


PWM duty - Speed characteristics example

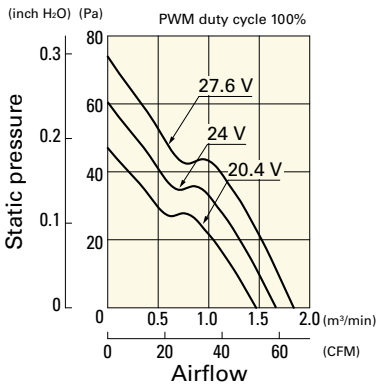


9GA0924P4S03 With pulse sensor with PWM control function

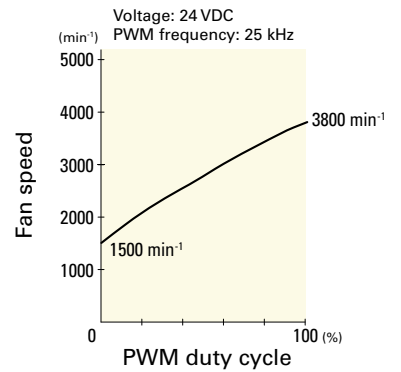
PWM duty cycle



Operating voltage range

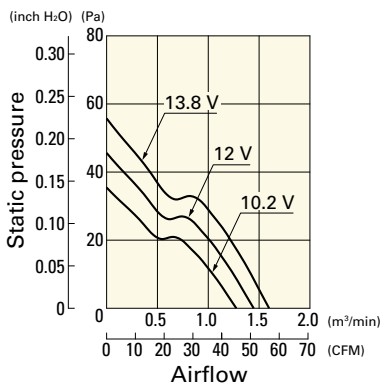


PWM duty - Speed characteristics example



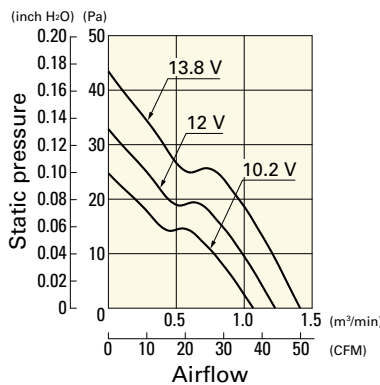
9GA0912H401 With pulse sensor

Operating voltage range



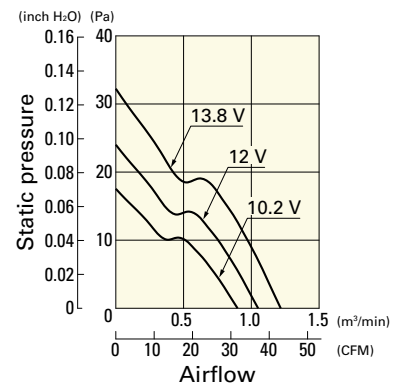
9GA0912F401 With pulse sensor

Operating voltage range



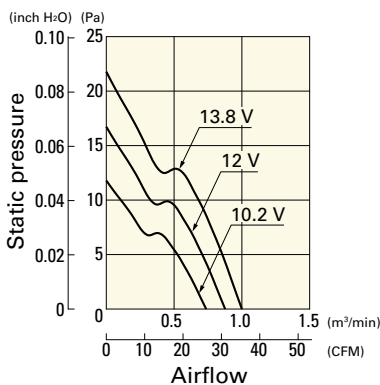
9GA0912M401 With pulse sensor

Operating voltage range



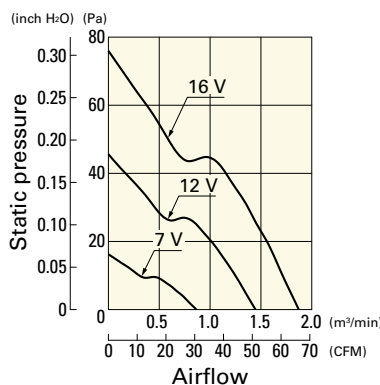
9GA0912L401 With pulse sensor

Operating voltage range



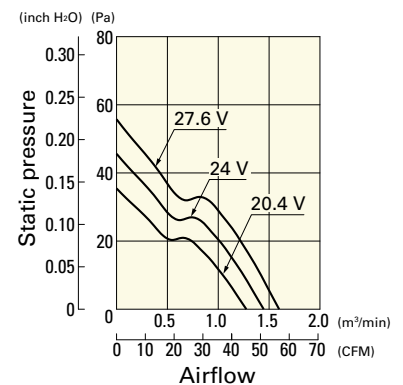
9GA0912W401 With pulse sensor

Operating voltage range



9GA0924H401 With pulse sensor

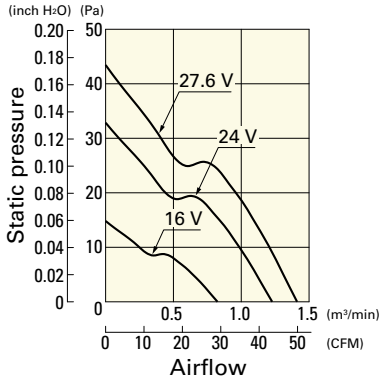
Operating voltage range



Airflow - Static Pressure Characteristics

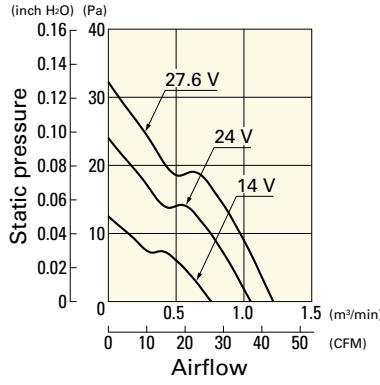
9GA0924F401 With pulse sensor

Operating voltage range



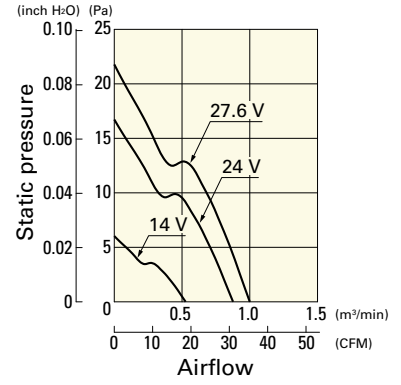
9GA0924M401 With pulse sensor

Operating voltage range



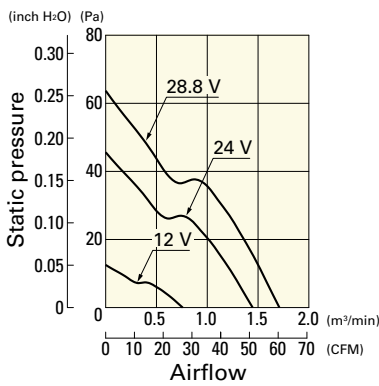
9GA0924L401 With pulse sensor

Operating voltage range

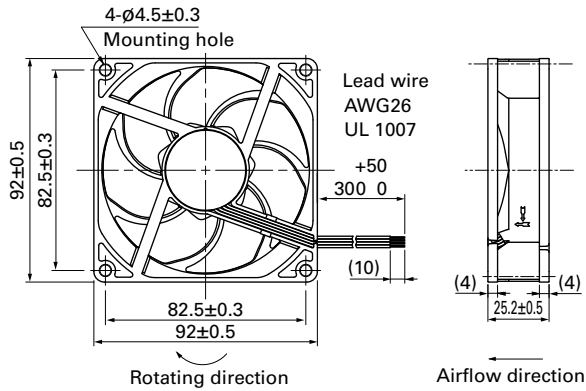


9GA0924W401 With pulse sensor

Operating voltage range



Dimensions (unit: mm) (With ribs)



Reference Dimensions of Mounting Holes and Vent Opening (unit: mm)

