



# 120×120×38 mm

San Ace 120L 9GL type

## General Specifications

- Material ..... Frame: Aluminum, Impeller: Plastic (Flammability: UL 94V-1)
- Expected life ..... See the table below. (L10 life: 90% survival rate for continuous operation in free air at 60°C, rated voltage)
- Motor protection function ..... Locked rotor burnout protection, Reverse polarity protection  
For details, please refer to p. 547.
- Dielectric strength ..... 50/60 Hz, 500 VAC, for 1 minute (between lead wire conductors and frame)
- Insulation resistance ..... 10 MΩ or more with a 500 VDC megger (between lead wire conductors and frame)
- Sound pressure level (SPL) ..... At 1 m away from the air inlet
- Storage temperature ..... -30 to +70°C (Non-condensing)
- Lead wire ..... ⊕Red ⊖Black or Blue (Sensor) Yellow
- Mass ..... 370 g

## Specifications

The models listed below **have pulse sensors**.

Model no.	Rated voltage [V]	Operating voltage range [V]	Rated current [A]	Rated input [W]	Rated speed [min <sup>-1</sup> ]	Max. airflow [m <sup>3</sup> /min] [CFM]	Max. static pressure [Pa] [inchH <sub>2</sub> O]	SPL [dB (A)]	Operating temperature [°C]	Expected life [h]
9GL1212G101	12	10.2 to 13.8	0.98	11.8	3600	3.88 137	135 0.542	49	-20 to +70	80000/60°C
9GL1212E101			0.61	7.32	3100	3.34 118	100 0.402	46		
9GL1212H101		7 to 13.8	0.38	4.56	2600	2.8 99	70.4 0.283	39		
9GL1212F101			0.28	3.36	2280	2.45 87	54.2 0.218	36		
9GL1212M101			0.21	2.52	1950	2.1 74	39.6 0.159	32		
9GL1224G101	24	20.4 to 27.6	0.5	12.0	3600	3.88 137	135 0.542	49		80000/60°C
9GL1224E101			0.34	8.16	3100	3.34 118	100 0.402	46		
9GL1224H101		14 to 27.6	0.22	5.28	2600	2.8 99	70.4 0.283	39		
9GL1224F101			0.16	3.84	2280	2.45 87	54.2 0.218	36		
9GL1224M101			0.11	2.64	1950	2.1 74	39.6 0.159	32		
9GL1248G101	48	40.8 to 55.2	0.25	12.0	3600	3.88 137	135 0.542	49	80000/60°C	
9GL1248E101			0.17	8.16	3100	3.34 118	100 0.402	46		
9GL1248H101			0.11	5.28	2600	2.8 99	70.4 0.283	39		
9GL1248F101			0.09	4.32	2280	2.45 87	54.2 0.218	36		
9GL1248M101			0.07	3.36	1950	2.1 74	39.6 0.159	32		

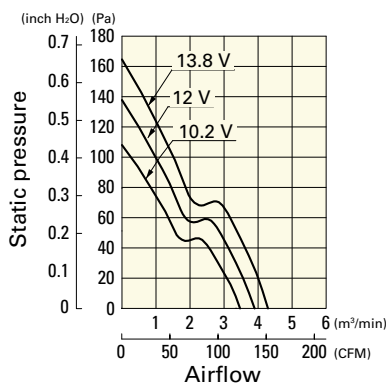
The following sensor and control options are available for selection.

Available for all models. **Without sensor** **Lock sensor**

## Airflow - Static Pressure Characteristics

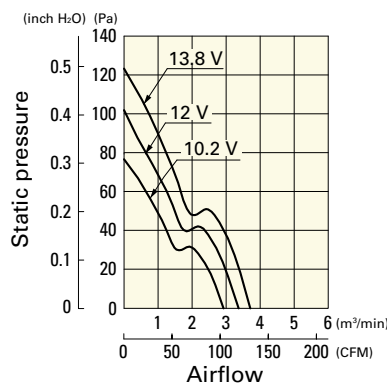
9GL1212G101 With pulse sensor

Operating voltage range



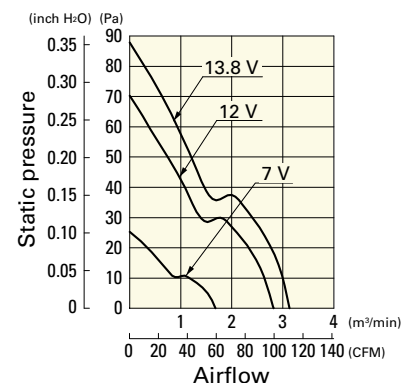
9GL1212E101 With pulse sensor

Operating voltage range



9GL1212H101 With pulse sensor

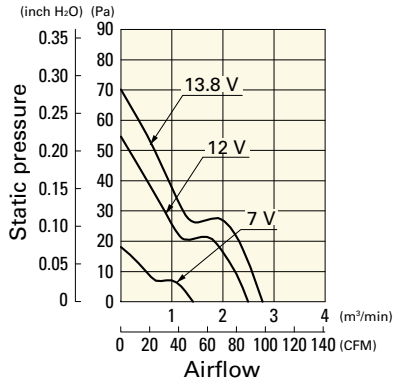
Operating voltage range



# Airflow - Static Pressure Characteristics

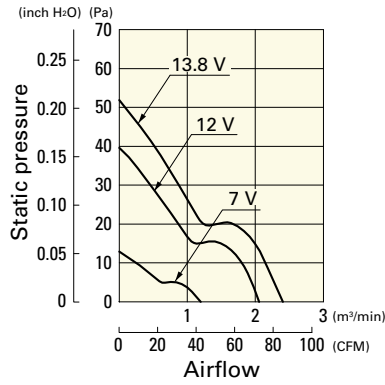
**9GL1212F101** With pulse sensor

Operating voltage range



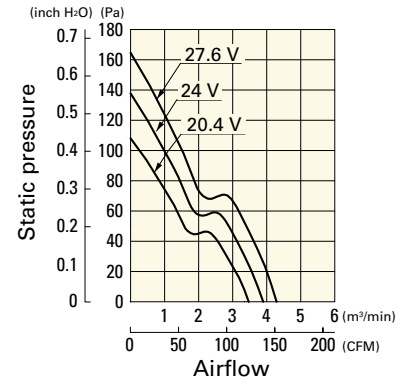
**9GL1212M101** With pulse sensor

Operating voltage range



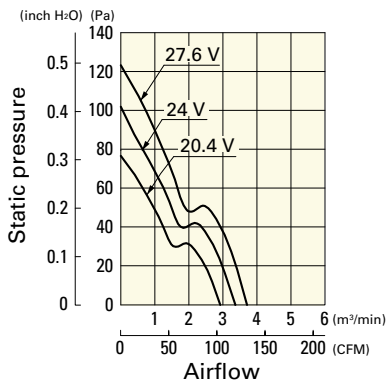
**9GL1224G101** With pulse sensor

Operating voltage range



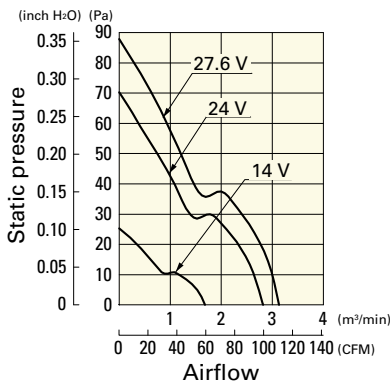
**9GL1224E101** With pulse sensor

Operating voltage range



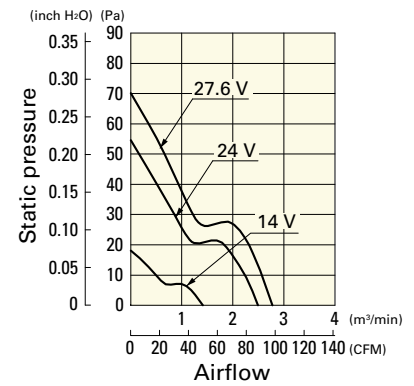
**9GL1224H101** With pulse sensor

Operating voltage range



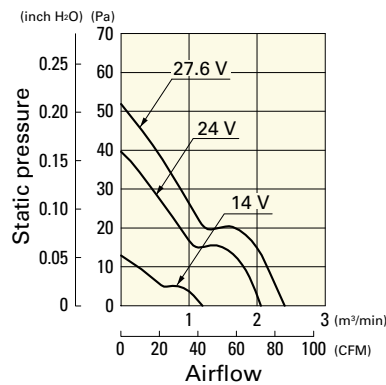
**9GL1224F101** With pulse sensor

Operating voltage range



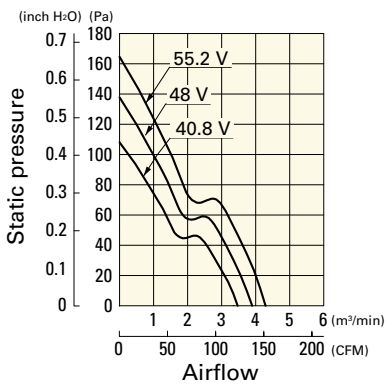
**9GL1224M101** With pulse sensor

Operating voltage range



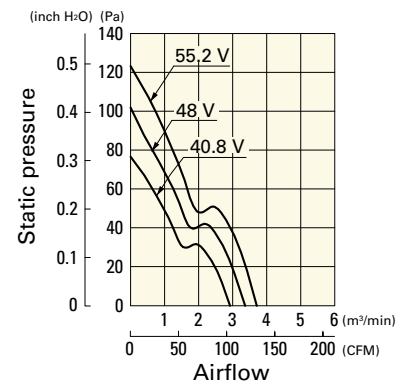
**9GL1248G101** With pulse sensor

Operating voltage range



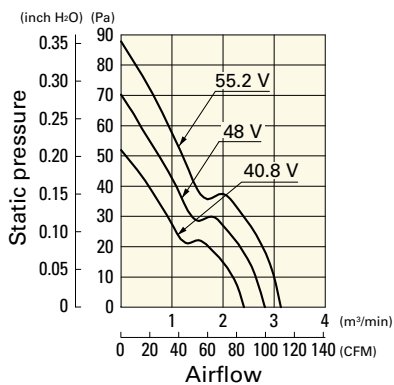
**9GL1248E101** With pulse sensor

Operating voltage range



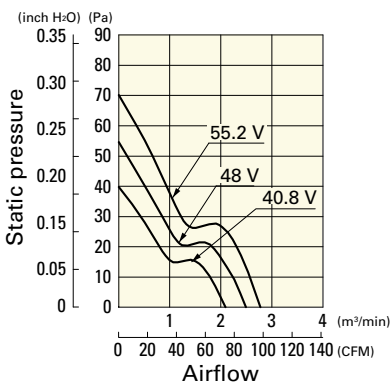
**9GL1248H101** With pulse sensor

Operating voltage range



**9GL1248F101** With pulse sensor

Operating voltage range



**9GL1248M101** With pulse sensor

Operating voltage range

