



# 80×80×38 mm

San Ace 80 9GV type

## General Specifications

- Material ..... Frame: Plastic (Flammability: UL 94V-0), Impeller: Plastic (Flammability: UL 94V-1)
- Expected life ..... See the table below. (L10 life: 90% survival rate for continuous operation in free air at 60°C, rated voltage)
- Motor protection function ..... Locked rotor burnout protection, Reverse polarity protection  
For details, please refer to p. 547.
- Dielectric strength ..... 50/60 Hz, 500 VAC, for 1 minute (between lead wire conductors and frame)
- Insulation resistance ..... 10 MΩ or more with a 500 VDC megger (between lead wire conductors and frame)
- Sound pressure level (SPL) ..... At 1 m away from the air inlet
- Storage temperature ..... -30 to +70°C (Non-condensing)
- Lead wire ..... ⊕Red ⊖Black (Sensor) Yellow (Control) Brown
- Mass ..... 220 g

## Specifications

The models listed below **have ribs and pulse sensors with PWM control function.** For models without ribs, append "1" to the end of model numbers.

Model no.	Rated voltage [V]	Operating voltage range [V]	PWM duty cycle* [%]	Rated current [A]	Rated input [W]	Rated speed [min <sup>-1</sup> ]	Max. airflow [m <sup>3</sup> /min] [CFM]	Max. static pressure [Pa] [inchH <sub>2</sub> O]	SPL [dB (A)]	Operating temperature [°C]	Expected life [h]			
9GV0812P1G03	12	10.8 to 13.2	100	3.8	45.6	10200	3.9 138.0	490.0 1.97	65	-20 to +70	40000/60°C			
			0	0.32	3.84	3000	1.15 40.6	42.4 0.17	34					
9GV0812P1H03			10.2 to 13.8	100	3.0	36.0	9700	3.7 131.0	440.0 1.77			63		
				0	0.2	2.4	2900	1.11 39.2	39.0 0.16			34		
9GV0812P1F03				10.2 to 13.8	100	1.5	18	8000	3.05 108.0			301.0 1.21	58	
					0	0.12	1.44	2400	0.92 32.0			27.1 0.11	26	
9GV0812P1M03		10.2 to 13.8			100	0.75	9	6000	2.29 81.0			169.0 0.68	51	
					0	0.09	1.08	1700	0.65 23.0			13.6 0.05	19	
9GV0824P1G03			24		20.4 to 27.6	100	1.6	38.4	10200			3.9 138.0	490.0 1.97	65
						0	0.3	7.2	4700			1.79 63.2	104.0 0.41	44
9GV0848P1G03			48	40.8 to 55.2	100	0.84	40.32	10200	3.9 138.0			490.0 1.97	65	
					0	0.15	7.2	4700	1.79 63.2			104.0 0.41	44	

\* PWM frequency: 25 kHz

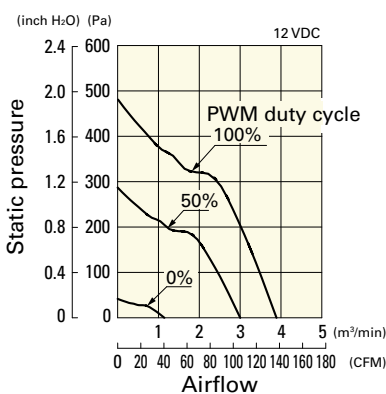
The following sensor and control options are available for selection.

Differs according to the model. Refer to the table on p. 574. Without sensor Pulse sensor

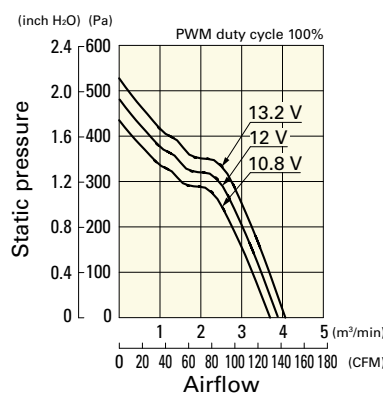
## Airflow - Static Pressure Characteristics / PWM Duty - Speed Characteristics Example

**9GV0812P1G03** With pulse sensor with PWM control function

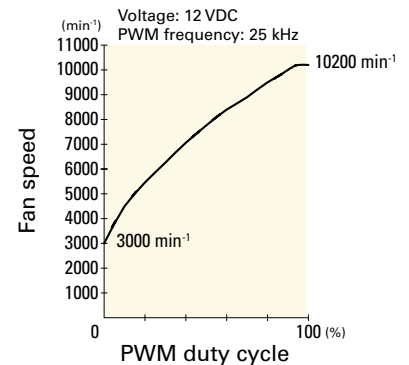
PWM duty cycle



Operating voltage range



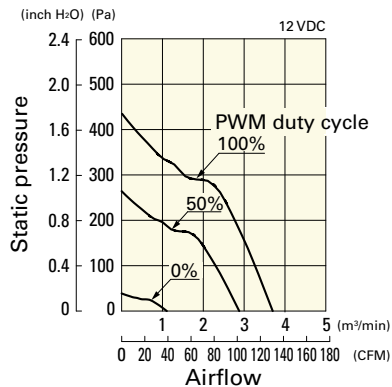
PWM duty - Speed characteristics example



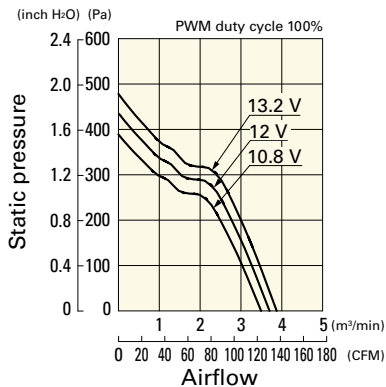
### Airflow - Static Pressure Characteristics / PWM Duty - Speed Characteristics Example

**9GV0812P1H03** With pulse sensor with PWM control function

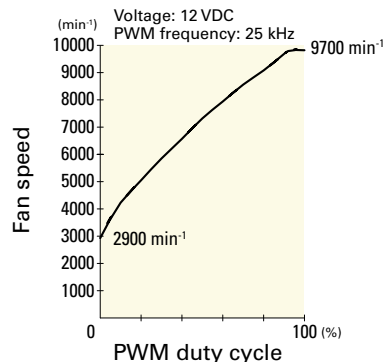
PWM duty cycle



Operating voltage range

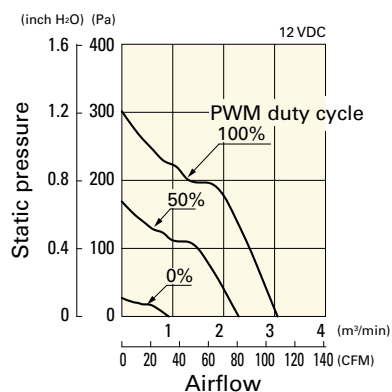


PWM duty - Speed characteristics example

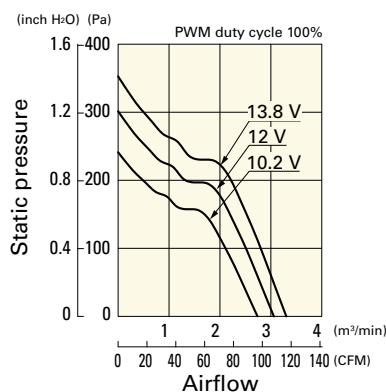


**9GV0812P1F03** With pulse sensor with PWM control function

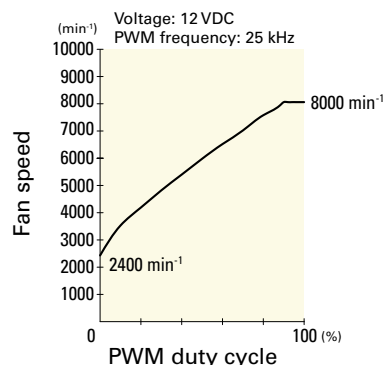
PWM duty cycle



Operating voltage range

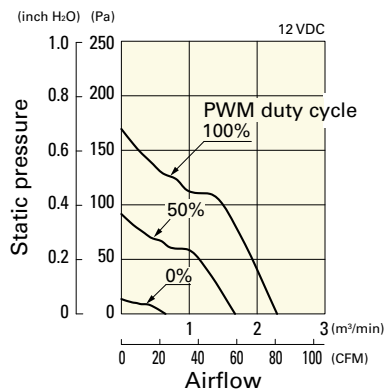


PWM duty - Speed characteristics example

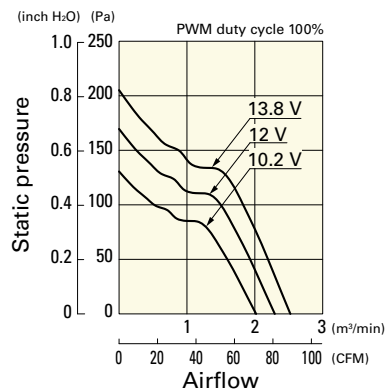


**9GV0812P1M03** With pulse sensor with PWM control function

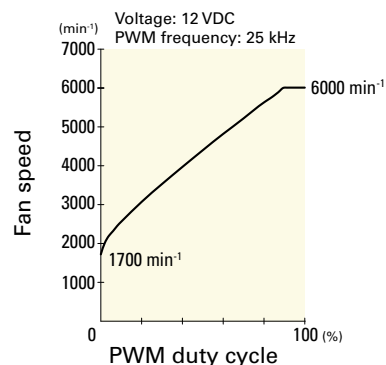
PWM duty cycle



Operating voltage range

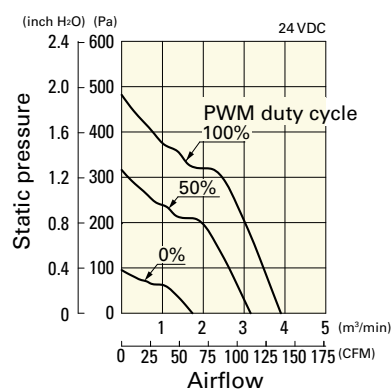


PWM duty - Speed characteristics example

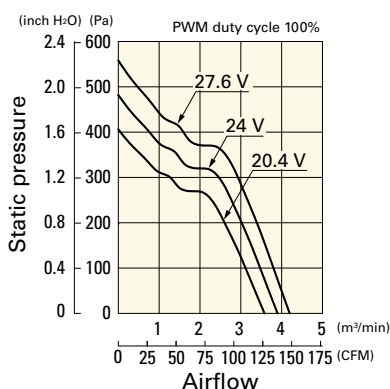


**9GV0824P1G03** With pulse sensor with PWM control function

PWM duty cycle



Operating voltage range



PWM duty - Speed characteristics example

