



80×80×38 mm

San Ace 80 9HV type

General Specifications

- Material Frame: Plastic (Flammability: UL 94V-0), Impeller: Plastic (Flammability: UL 94V-0)
- Expected life See the table below. (L10 life: 90% survival rate for continuous operation in free air at 60°C, rated voltage)
- Motor protection function Locked rotor burnout protection, Reverse polarity protection
For details, please refer to p. 547.
- Dielectric strength 50/60 Hz, 500 VAC, for 1 minute (between lead wire conductors and frame)
- Insulation resistance 10 MΩ or more with a 500 VDC megger (between lead wire conductors and frame)
- Sound pressure level (SPL) At 1 m away from the air inlet
- Storage temperature -30 to +70°C (Non-condensing)
- Lead wire ⊕Red ⊖Black (Sensor) Yellow (Control) Brown
- Mass 230 g

Specifications

The models listed below **have ribs and pulse sensors with PWM control function.** For models without ribs, append "1" to the end of model numbers.

Model no.	Rated voltage [V]	Operating voltage range [V]	PWM duty cycle* [%]	Rated current [A]	Rated input [W]	Rated speed [min ⁻¹]	Max. airflow [m ³ /min] [CFM]	Max. static pressure [Pa] [inchH ₂ O]	SPL [dB (A)]	Operating temperature [°C]	Expected life [h]
9HV0812P1G601	12	10.8 to 13.2	100	3.4	40.8	14900	3.7 130.7	1000 4.0	69	-20 to +70	40000/60°C (70000/40°C)
			0	0.25	3	4400	1.06 37.5	87.2 0.35	40		
9HV0824P1G003**	24	21.6 to 26.4	100	1.7	40.8	14900	3.7 130.7	1000 4.0	69		
9HV0848P1G001	48	36 to 57	100	0.85	40.8	14900	3.7 130.7	1000 4.0	69	-10 to +70	
			0	0.13	6.24	4400	1.06 37.5	87.2 0.35	40		

* PWM frequency: 25 kHz ** Fan does not rotate when PWM duty cycle is 0%. Model no. for a ribless frame model is 9HV0824P1G0011.

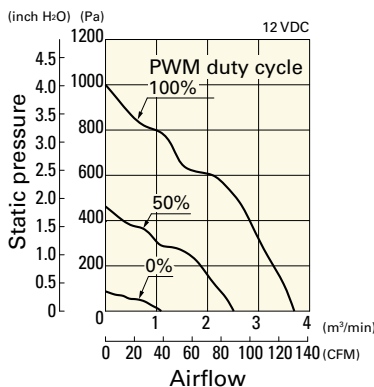
The following sensor and control options are available for selection.

Differs according to the model. Refer to the table on p. 575. Without sensor Pulse sensor Lock sensor

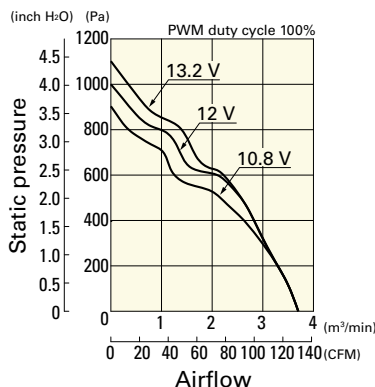
Airflow - Static Pressure Characteristics / PWM Duty - Speed Characteristics Example

9HV0812P1G601 With pulse sensor with PWM control function

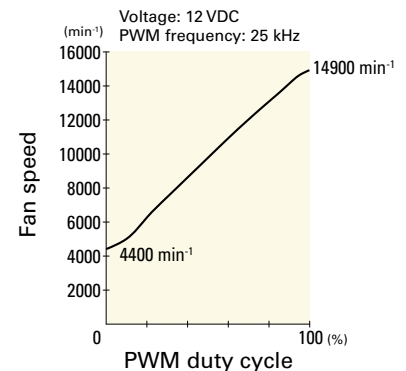
PWM duty cycle



Operating voltage range



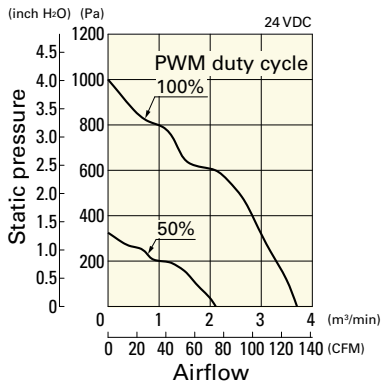
PWM duty - Speed characteristics example



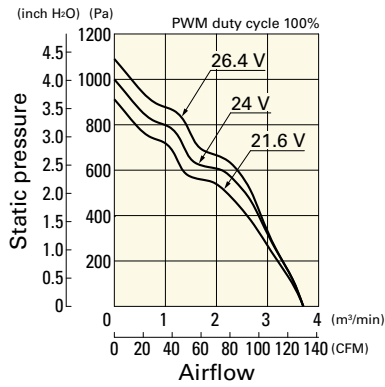
Airflow - Static Pressure Characteristics / PWM Duty - Speed Characteristics Example

9HV0824P1G003 With pulse sensor with PWM control function

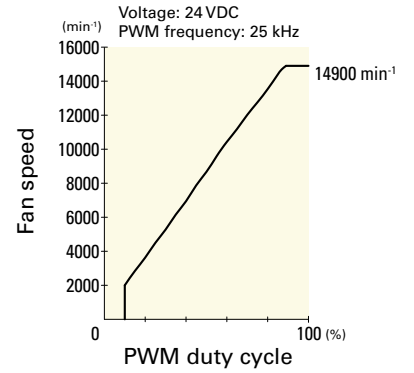
PWM duty cycle



Operating voltage range

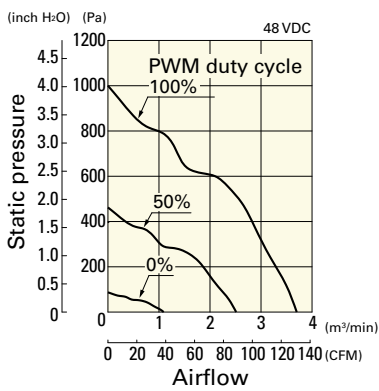


PWM duty - Speed characteristics example

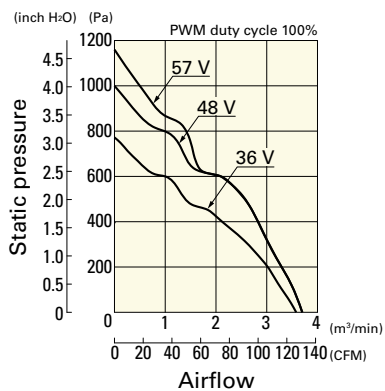


9HV0848P1G001 With pulse sensor with PWM control function

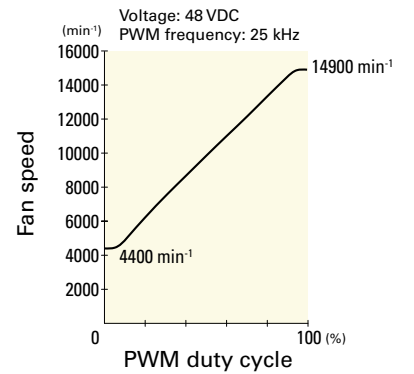
PWM duty cycle



Operating voltage range



PWM duty - Speed characteristics example



Dimensions (unit: mm) (With ribs)

