



# 60×60×25 mm

San Ace 60 9S type Silent Fan

## General Specifications

- Material ..... Frame: Plastic (Flammability: UL 94V-0), Impeller: Plastic (Flammability: UL 94V-1)
- Expected life ..... See the table below. (L10 life: 90% survival rate for continuous operation in free air at 60°C, rated voltage)
- Motor protection function ..... Locked rotor burnout protection, Reverse polarity protection  
For details, please refer to p. 547.
- Dielectric strength ..... 50/60 Hz, 500 VAC, for 1 minute (between lead wire conductors and frame)
- Insulation resistance ..... 10 MΩ or more with a 500 VDC megger (between lead wire conductors and frame)
- Sound pressure level (SPL) ..... At 1 m away from the air inlet
- Storage temperature ..... -30 to +70°C (Non-condensing)
- Lead wire ..... ⊕Red ⊖Black (Sensor) Yellow
- Mass ..... 55 g

## Specifications

The models listed below **have ribs and pulse sensors**. For models without ribs, append "1" to the end of model numbers.

Model no.	Rated voltage [V]	Operating voltage range [V]	Rated current [A]	Rated input [W]	Rated speed [min <sup>-1</sup> ]	Max. airflow [m <sup>3</sup> /min] [CFM]	Max. static pressure [Pa] [inchH <sub>2</sub> O]	SPL [dB (A)]	Operating temperature [°C]	Expected life [h]
9S0612S401	12	5.0 to 13.8	0.2	2.4	5000	0.74 26.1	65.7 0.26	31	-10 to +70	40000/60°C
9S0612H401			0.11	1.32	3900	0.58 20.5	40.0 0.16	24		
9S0612F401		6.0 to 13.8	0.08	0.96	3300	0.49 17.3	29.3 0.12	20		
9S0612M401			0.07	0.84	2700	0.4 14.1	19.7 0.08	16		

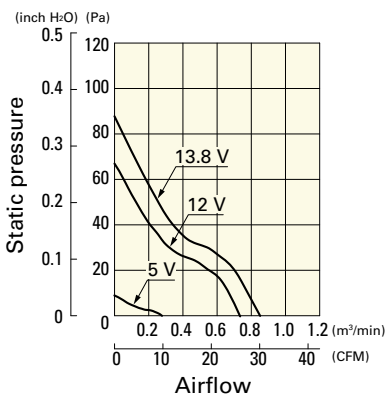
The following sensor and control options are available for selection.

Differs according to the model. Refer to the table on p. 577. **Without sensor** **Lock sensor** **PWM control**

## Airflow - Static Pressure Characteristics

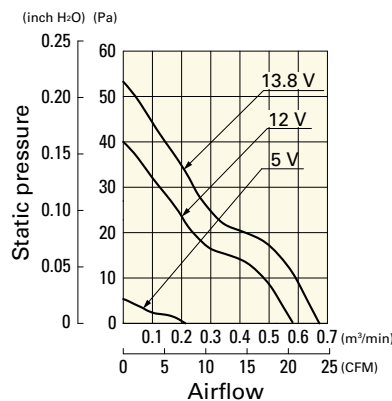
**9S0612S401** With pulse sensor

Operating voltage range



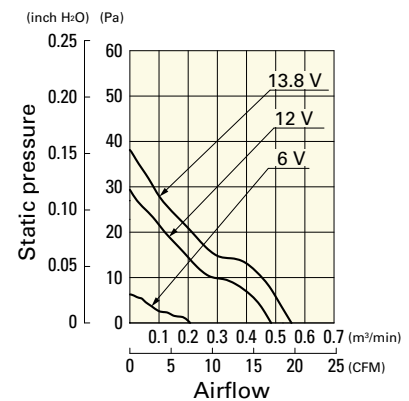
**9S0612H401** With pulse sensor

Operating voltage range



**9S0612F401** With pulse sensor

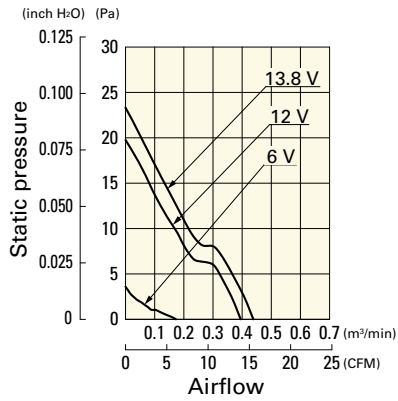
Operating voltage range



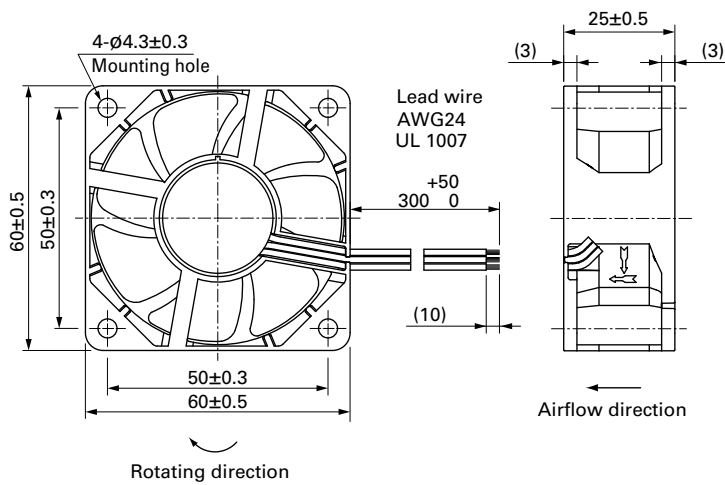
## Airflow - Static Pressure Characteristics

**9S0612M401** With pulse sensor

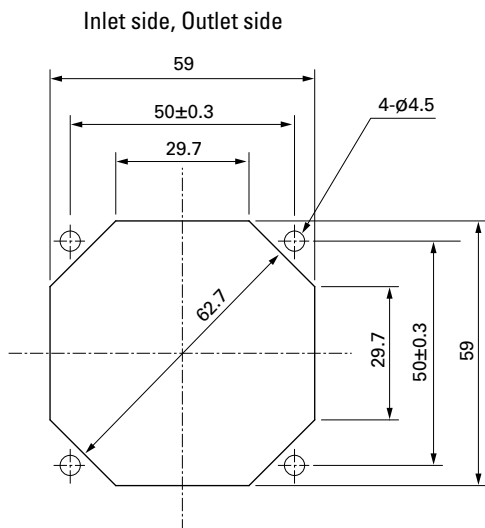
Operating voltage range



## Dimensions (unit: mm) (With ribs)



## Reference Dimensions of Mounting Holes and Vent Opening (unit: mm)



## Options

Finger guards

page: p. 532

Model no.: 109-139E, 109-139H

Resin finger guards

page: p. 539

Model no.: 109-1003G

Resin filter kits

page: p. 540

Model no.: 109-1003F13 (13PPI), 109-1003F20 (20PPI),  
109-1003F30 (30PPI), 109-1003F40 (40PPI)