


80×80×25 mm

San Ace 80 9S type Silent Fan  Model 9S0812H401 is not TÜV certified.



General Specifications

- Material Frame: Plastic (Flammability: UL 94V-0), Impeller: Plastic (Flammability: UL 94V-1)
- Expected life See the table below. (L10 life: 90% survival rate for continuous operation in free air at 60°C, rated voltage)
- Motor protection function Locked rotor burnout protection, Reverse polarity protection
For details, please refer to p. 547.
- Dielectric strength 50/60 Hz, 500 VAC, for 1 minute (between lead wire conductors and frame)
- Insulation resistance 10 MΩ or more with a 500 VDC megger (between lead wire conductors and frame)
- Sound pressure level (SPL) At 1 m away from the air inlet
- Storage temperature -30 to +70°C (Non-condensing)
- Lead wire ⊕Red ⊖Black (Sensor) Yellow
- Mass 75 g

Specifications

The models listed below **have ribs and pulse sensors.** For models without ribs, append "1" to the end of model numbers.

Model no.	Rated voltage [V]	Operating voltage range [V]	Rated current [A]	Rated input [W]	Rated speed [min ⁻¹]	Max. airflow [m ³ /min] [CFM]	Max. static pressure [Pa] [inchH ₂ O]	SPL [dB (A)]	Operating temperature [°C]	Expected life [h]
9S0812H401	12	5.0 to 13.2	0.23	2.76	3400	1.12 39.5	52.15 0.2	31	-10 to +70	40000/60°C
9S0812F401		5.0 to 13.8	0.11	1.32	2800	0.93 32.8	35.5 0.143	24		
9S0812M401			0.08	0.96	2500	0.83 29.3	27.5 0.11	22		
9S0812L401		6.0 to 13.8	0.05	0.6	2000	0.66 23.3	18.1 0.073	16		
9S0824M401	24	10 to 26.4	0.06	1.44	2500	0.83 29.3	27.5 0.11	22		
9S0824L401			0.04	0.96	2000	0.66 23.3	18.1 0.073	16		

The following sensor and control options are available for selection.

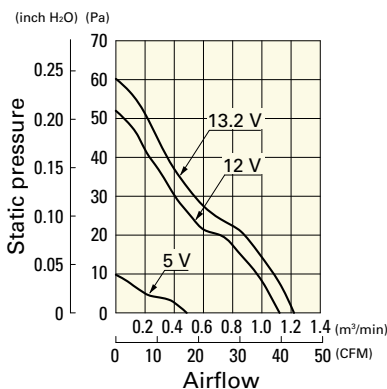
Available for all models. **Lock sensor**

Differs according to the model. Refer to the table on p. 577. **Without sensor** **PWM control**

Airflow - Static Pressure Characteristics

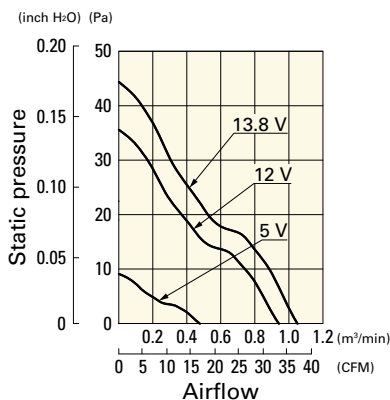
9S0812H401 With pulse sensor

Operating voltage range



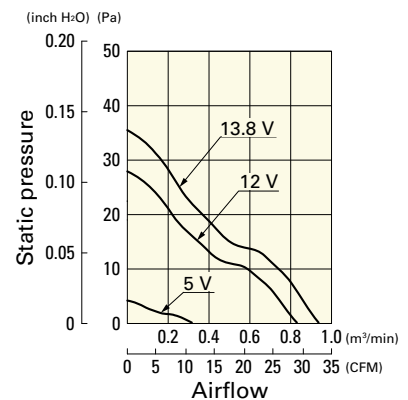
9S0812F401 With pulse sensor

Operating voltage range



9S0812M401 With pulse sensor

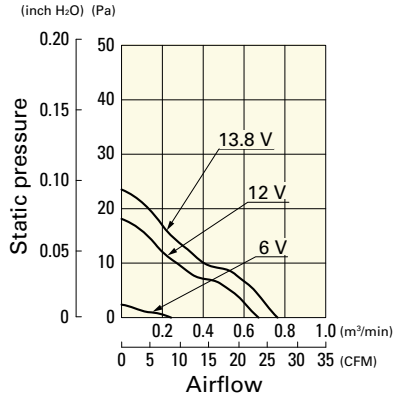
Operating voltage range



Airflow - Static Pressure Characteristics

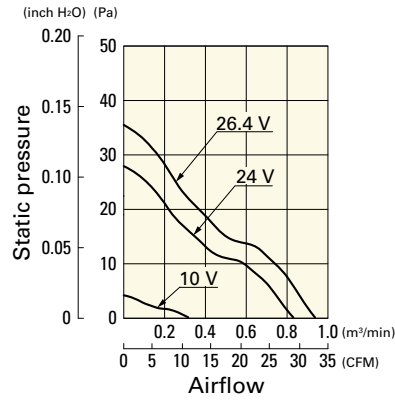
9S0812L401 With pulse sensor

Operating voltage range



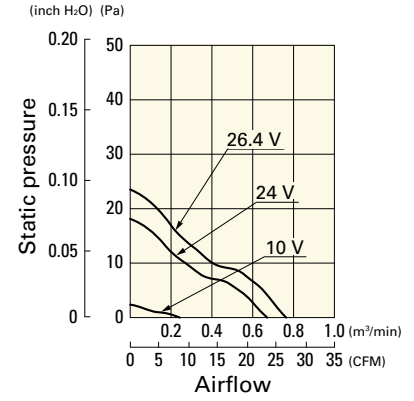
9S0824M401 With pulse sensor

Operating voltage range

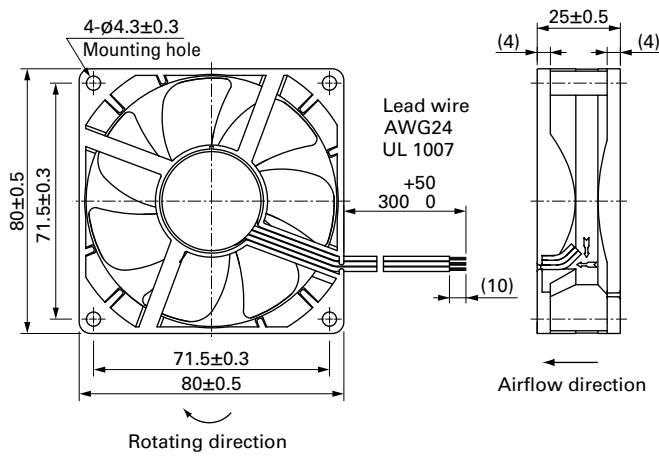


9S0824L401 With pulse sensor

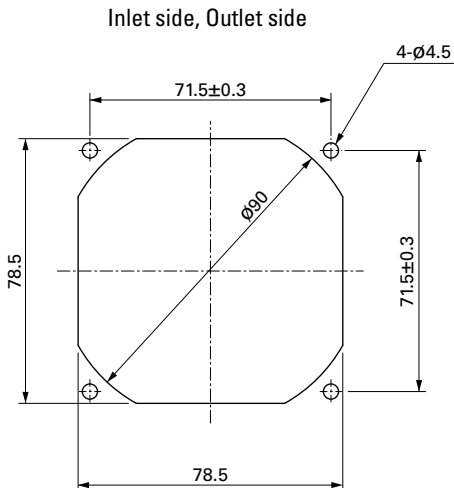
Operating voltage range



Dimensions (unit: mm) (With ribs)



Reference Dimensions of Mounting Holes and Vent Opening (unit: mm)



Options

Finger guards

page: p. 532

Model no.: 109-049E, 109-049H, 109-049C

Resin finger guards

page: p. 539

Model no.: 109-1002G

Resin filter kits

page: p. 540

Model no.: 109-1002F13 (13PPI), 109-1002F20 (20PPI),
109-1002F30 (30PPI), 109-1002F40 (40PPI)