

92x92x25 mm

San Ace 92 9S type Silent Fan 



General Specifications

- Material Frame: Plastic (Flammability: UL 94V-0), Impeller: Plastic (Flammability: UL 94V-1)
- Expected life See the table below. (L10 life: 90% survival rate for continuous operation in free air at 60°C, rated voltage)
- Motor protection function Locked rotor burnout protection, Reverse polarity protection
For details, please refer to p. 547.
- Dielectric strength 50/60 Hz, 500 VAC, for 1 minute (between lead wire conductors and frame)
- Insulation resistance 10 MΩ or more with a 500 VDC megger (between lead wire conductors and frame)
- Sound pressure level (SPL) At 1 m away from the air inlet
- Storage temperature -30 to +70°C (Non-condensing)
- Lead wire ⊕Red ⊖Black (Sensor) Yellow
- Mass 100 g

Specifications

The models listed below **have ribs and pulse sensors.** For models without ribs, append "1" to the end of model numbers.

Model no.	Rated voltage [V]	Operating voltage range [V]	Rated current [A]	Rated input [W]	Rated speed [min ⁻¹]	Max. airflow [m ³ /min] [CFM]	Max. static pressure [Pa] [inchH ₂ O]	SPL [dB (A)]	Operating temperature [°C]	Expected life [h]
9S0912F401	12	5.0 to 13.8	0.14	1.68	2650	1.26 44.5	30.0 0.12	27	-10 to +70	40000/60°C
9S0912M401			0.11	1.32	2250	1.07 37.8	21.6 0.087	22		
9S0912L401		6.0 to 13.8	0.07	0.84	1750	0.83 29.3	13.1 0.053	17		
9S0924F401	24	14 to 26.4	0.09	2.16	2650	1.26 44.5	30.0 0.12	27		
9S0924M401			0.07	1.68	2250	1.07 37.8	21.6 0.087	22		
9S0924L401			0.04	0.96	1750	0.83 29.3	13.1 0.053	17		

The following sensor and control options are available for selection.

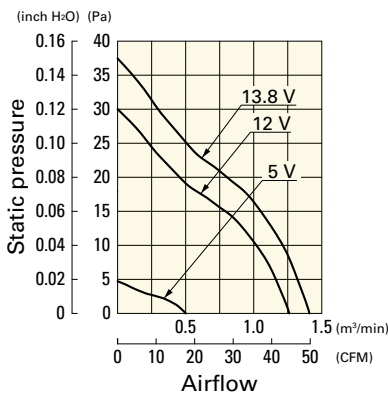
Available for all models. **Without sensor**

Differs according to the model. Refer to the table on pp. 577 to 578. **Lock sensor** **PWM control**

Airflow - Static Pressure Characteristics

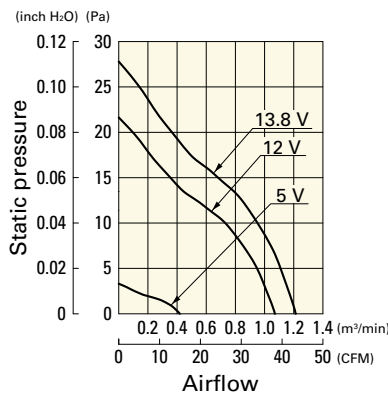
9S0912F401 With pulse sensor

Operating voltage range



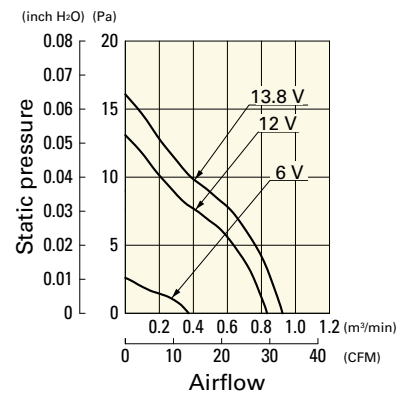
9S0912M401 With pulse sensor

Operating voltage range



9S0912L401 With pulse sensor

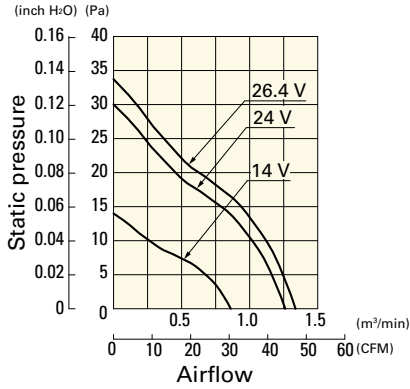
Operating voltage range



Airflow - Static Pressure Characteristics

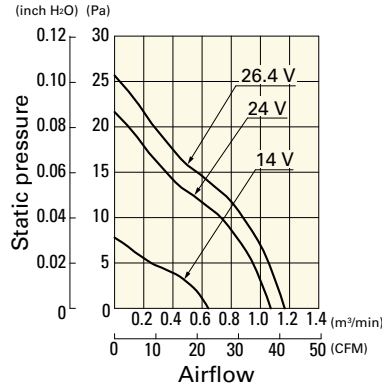
9S0924F401 With pulse sensor

Operating voltage range



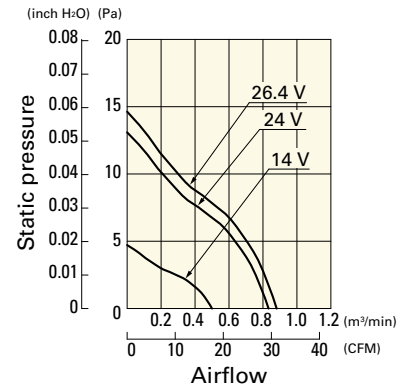
9S0924M401 With pulse sensor

Operating voltage range

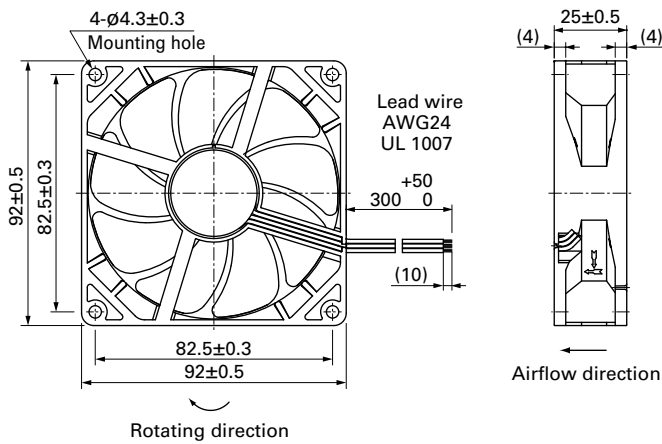


9S0924L401 With pulse sensor

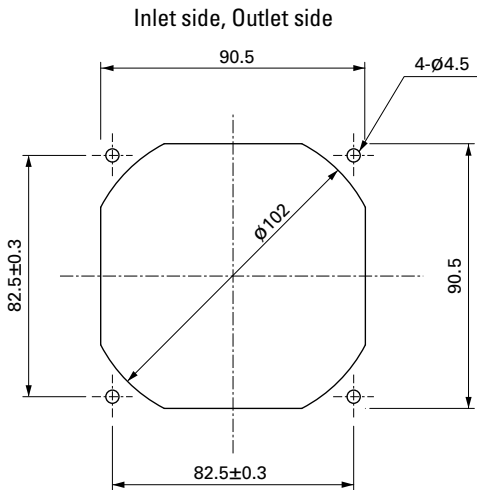
Operating voltage range



Dimensions (unit: mm) (With ribs)



Reference Dimensions of Mounting Holes and Vent Opening (unit: mm)



Options

Finger guards

page: p. 532

Model no.: 109-099E, 109-099H, 109-099C

Resin finger guards

page: p. 539

Model no.: 109-1001G

Resin filter kits

page: p. 540

Model no.: 109-1001F13 (13PPI), 109-1001F20 (20PPI),
109-1001F30 (30PPI), 109-1001F40 (40PPI)