

# 92x92x25 mm

San Ace 92 9S type Silent Fan 



## General Specifications

- Material ..... Frame: Plastic (Flammability: UL 94V-0), Impeller: Plastic (Flammability: UL 94V-1)
- Expected life ..... See the table below. (L10 life: 90% survival rate for continuous operation in free air at 60°C, rated voltage)
- Motor protection function ..... Locked rotor burnout protection, Reverse polarity protection  
For details, please refer to p. 547.
- Dielectric strength ..... 50/60 Hz, 500 VAC, for 1 minute (between lead wire conductors and frame)
- Insulation resistance ..... 10 MΩ or more with a 500 VDC megger (between lead wire conductors and frame)
- Sound pressure level (SPL) ..... At 1 m away from the air inlet
- Storage temperature ..... -30 to +70°C (Non-condensing)
- Lead wire ..... ⊕Red ⊖Black (Sensor) Yellow
- Mass ..... 100 g

## Specifications

The models listed below **have ribs and pulse sensors.** For models without ribs, append "1" to the end of model numbers.

Model no.	Rated voltage [V]	Operating voltage range [V]	Rated current [A]	Rated input [W]	Rated speed [min <sup>-1</sup> ]	Max. airflow [m <sup>3</sup> /min] [CFM]	Max. static pressure [Pa] [inchH <sub>2</sub> O]	SPL [dB (A)]	Operating temperature [°C]	Expected life [h]
<b>9S0912F401</b>	12	5.0 to 13.8	0.14	1.68	2650	1.26 44.5	30.0 0.12	27	-10 to +70	40000/60°C
<b>9S0912M401</b>			0.11	1.32	2250	1.07 37.8	21.6 0.087	22		
<b>9S0912L401</b>		6.0 to 13.8	0.07	0.84	1750	0.83 29.3	13.1 0.053	17		
<b>9S0924F401</b>	24	14 to 26.4	0.09	2.16	2650	1.26 44.5	30.0 0.12	27		
<b>9S0924M401</b>			0.07	1.68	2250	1.07 37.8	21.6 0.087	22		
<b>9S0924L401</b>			0.04	0.96	1750	0.83 29.3	13.1 0.053	17		

The following sensor and control options are available for selection.

Available for all models. **Without sensor**

Differs according to the model. Refer to the table on pp. 577 to 578. **Lock sensor** **PWM control**

## Airflow - Static Pressure Characteristics

**9S0912F401** With pulse sensor

Operating voltage range



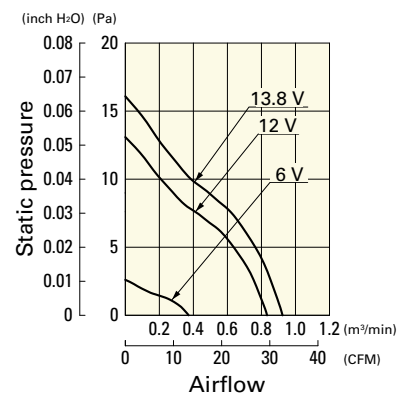
**9S0912M401** With pulse sensor

Operating voltage range



**9S0912L401** With pulse sensor

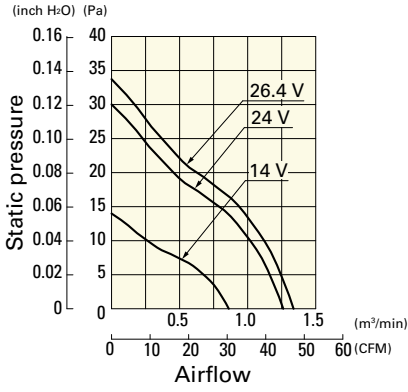
Operating voltage range



## Airflow - Static Pressure Characteristics

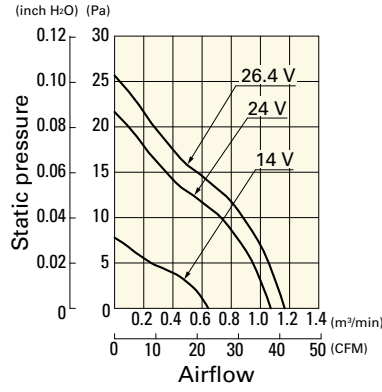
**9S0924F401** With pulse sensor

Operating voltage range



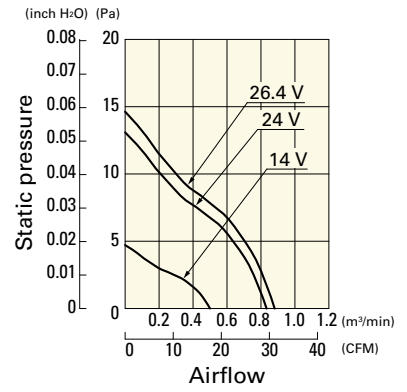
**9S0924M401** With pulse sensor

Operating voltage range

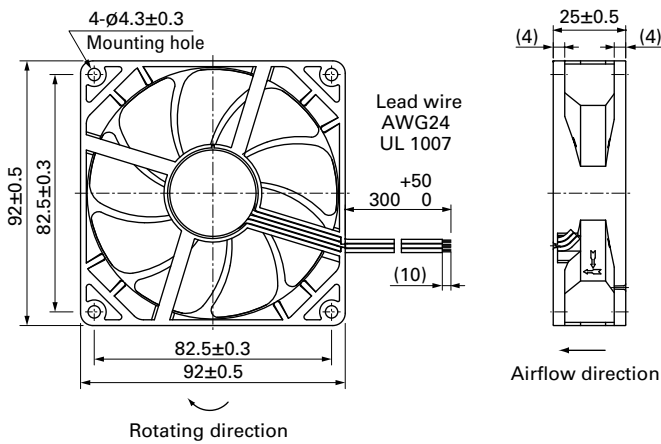


**9S0924L401** With pulse sensor

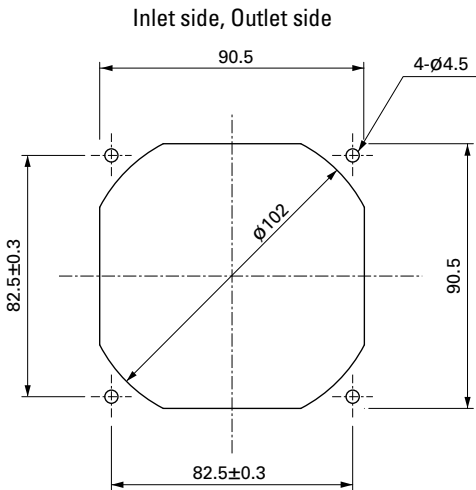
Operating voltage range



## Dimensions (unit: mm) (With ribs)



## Reference Dimensions of Mounting Holes and Vent Opening (unit: mm)



## Options

Finger guards

page: p. 532

Model no.: 109-099E, 109-099H, 109-099C

Resin finger guards

page: p. 539

Model no.: 109-1001G

Resin filter kits

page: p. 540

Model no.: 109-1001F13 (13PPI), 109-1001F20 (20PPI),  
109-1001F30 (30PPI), 109-1001F40 (40PPI)