



# 60×60×25 mm

San Ace 60W 9WP type

## General Specifications

- Material ..... Frame: Plastic (Flammability: UL 94V-0), Impeller: Plastic (Flammability: UL 94V-1)
- Expected life ..... See the table below. (L10 life: 90% survival rate for continuous operation in indoor free air at 60°C, rated voltage)
- Motor protection function ..... Locked rotor burnout protection, Reverse polarity protection  
For details, please refer to p. 547.
- Dielectric strength ..... 50/60 Hz, 500 VAC, for 1 minute (between lead wire conductors and frame)
- Insulation resistance ..... 10 MΩ or more with a 500 VDC megger (between lead wire conductors and frame)
- Sound pressure level (SPL) ..... At 1 m away from the air inlet
- Storage temperature ..... -30 to +70°C (Non-condensing)
- Lead wire ..... ⊕Red ⊖Black (Sensor) Yellow
- Mass ..... 110 g
- Ingress protection ..... IP68

## Specifications

The models listed below **have ribs and pulse sensors**. For models without ribs, append "1" to the end of model numbers.

| Model no.   | Rated voltage [V] | Operating voltage range [V] | Rated current [A] | Rated input [W] | Rated speed [min <sup>-1</sup> ] | Max. airflow [m <sup>3</sup> /min] [CFM] | Max. static pressure [Pa] [inchH <sub>2</sub> O] | SPL [dB (A)] | Operating temperature [°C] | Expected life [h] |
|-------------|-------------------|-----------------------------|-------------------|-----------------|----------------------------------|--|--|--------------|----------------------------|-------------------|
| 9WP0612G401 | 12                | 10.2 to 13.2                | 0.21              | 2.52            | 5600                             | 0.78 27.5                                | 87.3 0.351                                       | 39           | -20 to +60                 | 40000/60°C        |
| 9WP0612D401 |                   |                             | 0.21              | 2.52            | 5150                             | 0.72 25                                  | 73.5 0.3   | 37           |                            |                   |
| 9WP0612H401 |                   | 10.2 to 13.8                | 0.11              | 1.32            | 3800                             | 0.53 18.7                                | 40.2 0.161                                       | 28           |                            |                   |
| 9WP0624J401 | 24                | 21.6 to 26.4                | 0.2               | 4.8             | 7600                             | 1.06 37.1                                | 155.0 0.622                                      | 44           | -20 to +60                 | 40000/60°C        |
| 9WP0624G401 |                   |                             | 0.13              | 3.12            | 5600                             | 0.78 27.5                                | 87.3 0.351                                       | 39           |                            |                   |
| 9WP0624H401 |                   | 20.4 to 27.6                | 0.06              | 1.44            | 3800                             | 0.53 18.7                                | 40.2 0.161                                       | 28           |                            |                   |
| 9WP0648H401 | 48                | 40 to 53                    | 0.04              | 1.92            | 3800                             | 0.53 18.7                                | 40.2 0.161                                       | 28           | -20 to +70                 | 60000/60°C        |

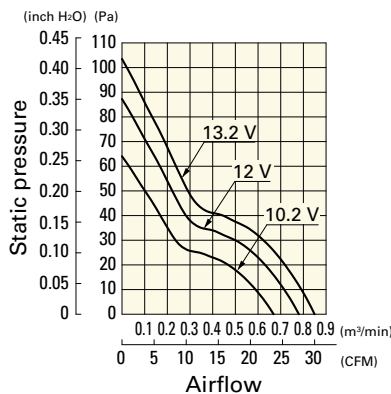
The following sensor and control options are available for selection.

Differs according to the model. Refer to the table on p. 580. **Without sensor** **Lock sensor** **PWM control**

## Airflow - Static Pressure Characteristics

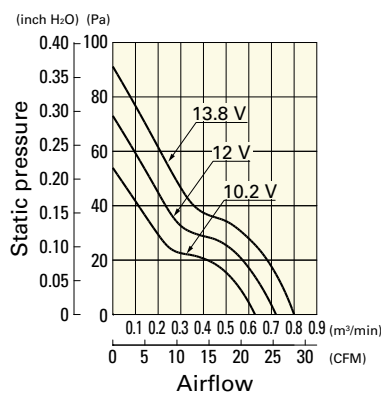
9WP0612G401 With pulse sensor

Operating voltage range



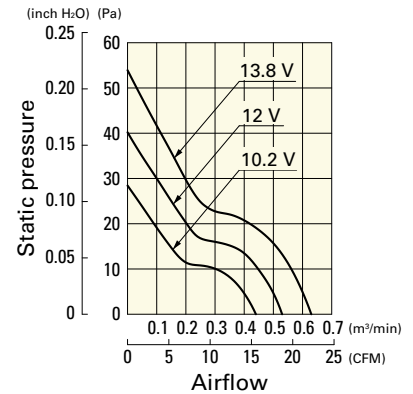
9WP0612D401 With pulse sensor

Operating voltage range



9WP0612H401 With pulse sensor

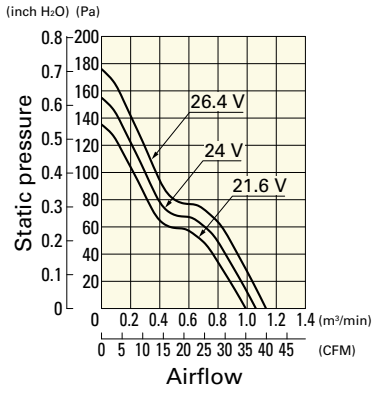
Operating voltage range



## Airflow - Static Pressure Characteristics

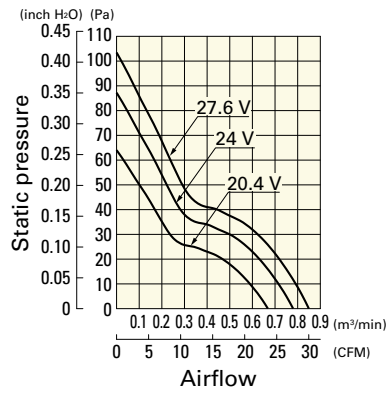
**9WP0624J401** With pulse sensor

Operating voltage range



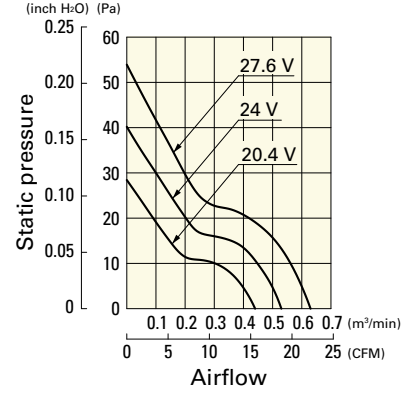
**9WP0624G401** With pulse sensor

Operating voltage range



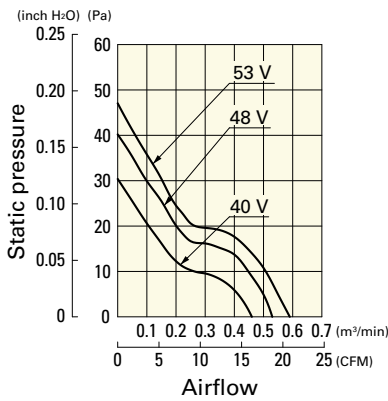
**9WP0624H401** With pulse sensor

Operating voltage range



**9WP0648H401** With pulse sensor

Operating voltage range



## Dimensions (unit: mm) (With ribs)

