



60×60×25 mm

San Ace 60W 9WP type

General Specifications

- Material Frame: Plastic (Flammability: UL 94V-0), Impeller: Plastic (Flammability: UL 94V-1)
- Expected life See the table below. (L10 life: 90% survival rate for continuous operation in indoor free air at 60°C, rated voltage)
- Motor protection function Locked rotor burnout protection, Reverse polarity protection
For details, please refer to p. 547.
- Dielectric strength 50/60 Hz, 500 VAC, for 1 minute (between lead wire conductors and frame)
- Insulation resistance 10 MΩ or more with a 500 VDC megger (between lead wire conductors and frame)
- Sound pressure level (SPL) At 1 m away from the air inlet
- Storage temperature -30 to +70°C (Non-condensing)
- Lead wire ⊕Red ⊖Black (Sensor) Yellow
- Mass 110 g
- Ingress protection IP68

Specifications

The models listed below **have ribs and pulse sensors**. For models without ribs, append "1" to the end of model numbers.

Model no.	Rated voltage [V]	Operating voltage range [V]	Rated current [A]	Rated input [W]	Rated speed [min ⁻¹]	Max. airflow [m ³ /min] [CFM]	Max. static pressure [Pa] [inchH ₂ O]	SPL [dB (A)]	Operating temperature [°C]	Expected life [h]
9WP0612G401	12	10.2 to 13.2	0.21	2.52	5600	0.78 27.5	87.3 0.351	39	-20 to +60	40000/60°C
9WP0612D401			0.21	2.52	5150	0.72 25	73.5 0.3	37		
9WP0612H401			0.11	1.32	3800	0.53 18.7	40.2 0.161	28		
9WP0624J401	24	21.6 to 26.4	0.2	4.8	7600	1.06 37.1	155.0 0.622	44	-20 to +60	40000/60°C
9WP0624G401			0.13	3.12	5600	0.78 27.5	87.3 0.351	39		
9WP0624H401			0.06	1.44	3800	0.53 18.7	40.2 0.161	28		
9WP0648H401	48	40 to 53	0.04	1.92	3800	0.53 18.7	40.2 0.161	28	-20 to +70	60000/60°C

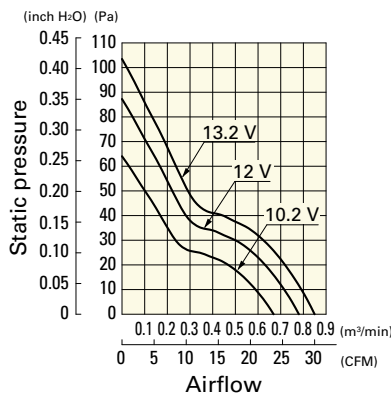
The following sensor and control options are available for selection.

Differs according to the model. Refer to the table on p. 580. **Without sensor** **Lock sensor** **PWM control**

Airflow - Static Pressure Characteristics

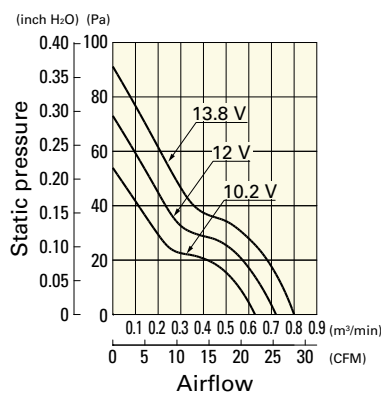
9WP0612G401 With pulse sensor

Operating voltage range



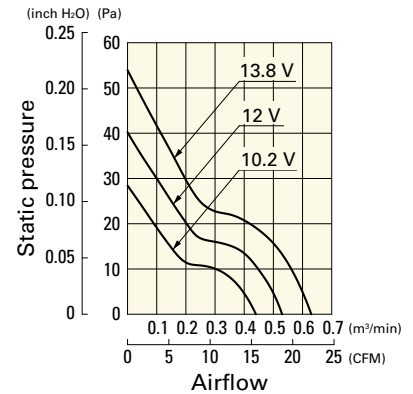
9WP0612D401 With pulse sensor

Operating voltage range



9WP0612H401 With pulse sensor

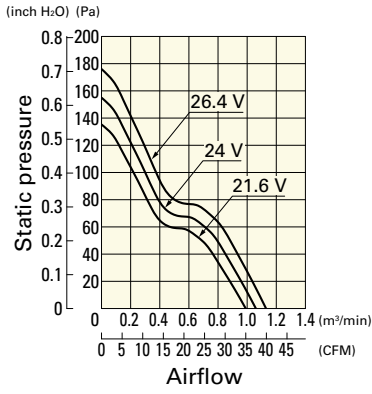
Operating voltage range



Airflow - Static Pressure Characteristics

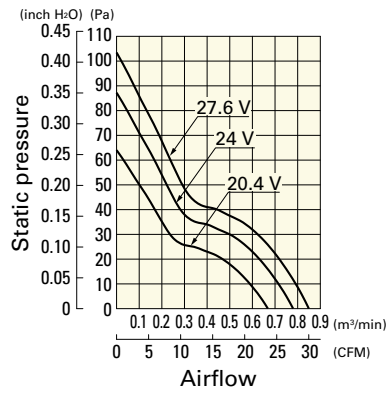
9WP0624J401 With pulse sensor

Operating voltage range



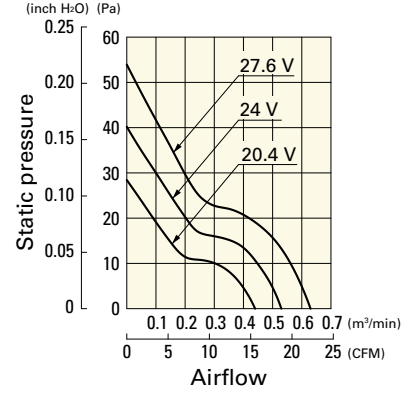
9WP0624G401 With pulse sensor

Operating voltage range



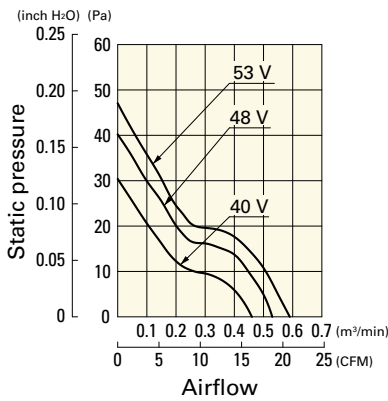
9WP0624H401 With pulse sensor

Operating voltage range



9WP0648H401 With pulse sensor

Operating voltage range



Dimensions (unit: mm) (With ribs)

