



92x92x25 mm

San Ace 92W 9WP type

General Specifications

- Material Frame: Plastic (Flammability: UL 94V-0), Impeller: Plastic (Flammability: UL 94V-0)
- Expected life See the table below. (L10 life: 90% survival rate for continuous operation in indoor free air at 60°C, rated voltage)
- Motor protection function Locked rotor burnout protection, Reverse polarity protection
For details, please refer to p. 547.
- Dielectric strength 50/60 Hz, 500 VAC, for 1 minute (between lead wire conductors and frame)
- Insulation resistance 10 MΩ or more with a 500 VDC megger (between lead wire conductors and frame)
- Sound pressure level (SPL) At 1 m away from the air inlet
- Storage temperature -30 to +70°C (Non-condensing)
- Lead wire ⊕Red ⊖Black or Blue (Sensor) Yellow
- Mass 120 g
- Ingress protection IP68

Specifications

The models listed below **have ribs and pulse sensors**. For models without ribs, append "1" to the end of model numbers.

Model no.	Rated voltage [V]	Operating voltage range [V]	Rated current [A]	Rated input [W]	Rated speed [min ⁻¹]	Max. airflow [m ³ /min] [CFM]	Max. static pressure [Pa] [inchH ₂ O]	SPL [dB (A)]	Operating temperature [°C]	Expected life [h]
9WP0912S401	12	6 to 13.8	0.27	3.24	3550	1.66 58.6	56.1 0.225	39	-20 to +70	40000/60°C
9WP0912F401			0.14	1.68	2650	1.24 43.8	32.2 0.129	30		
9WP0924G401	24	12 to 27.6	0.19	4.56	3900	1.76 62.2	66.5 0.267	43		
9WP0924S401			0.15	3.6	3550	1.66 58.6	56.1 0.225	39		
9WP0924H401			0.1	2.4	3150	1.45 51.2	44 0.177	33		
9WP0924F401			0.08	1.92	2650	1.24 43.8	32.2 0.129	30		
9WP0924B401			0.05	1.2	2000	0.9 31.8	18.0 0.072	23		

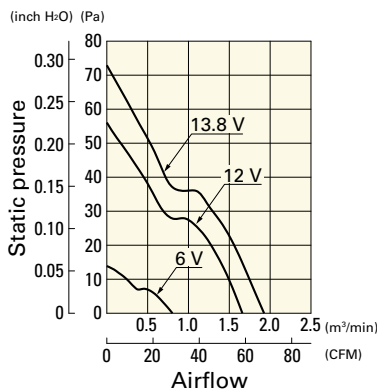
The following sensor and control options are available for selection.

Differs according to the model. Refer to the table on p. 580. Without sensor Lock sensor

Airflow - Static Pressure Characteristics

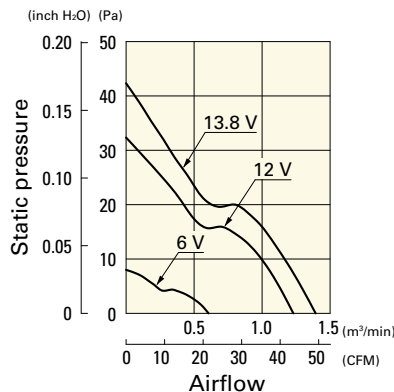
9WP0912S401 With pulse sensor

Operating voltage range



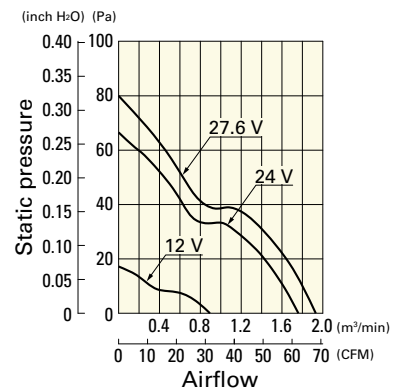
9WP0912F401 With pulse sensor

Operating voltage range



9WP0924G401 With pulse sensor

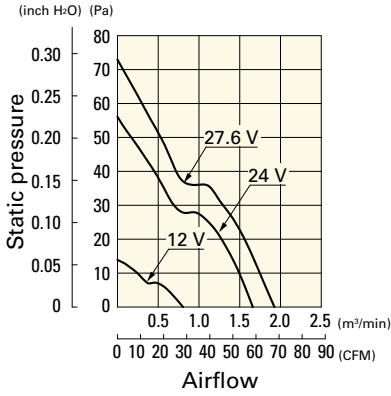
Operating voltage range



Airflow - Static Pressure Characteristics

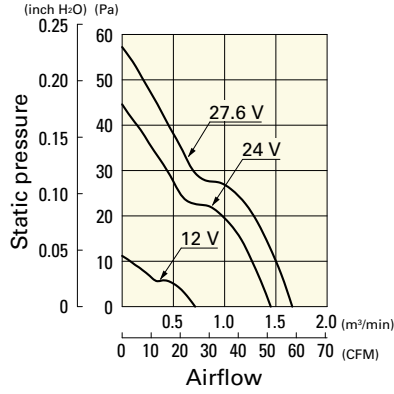
9WP0924S401 With pulse sensor

Operating voltage range



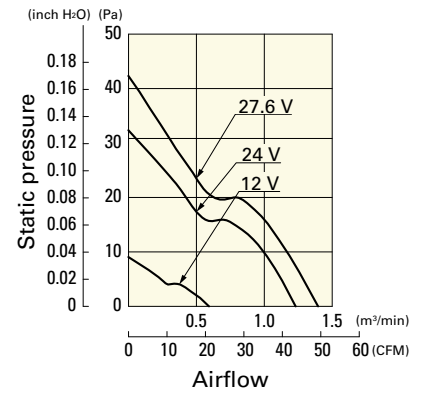
9WP0924H401 With pulse sensor

Operating voltage range



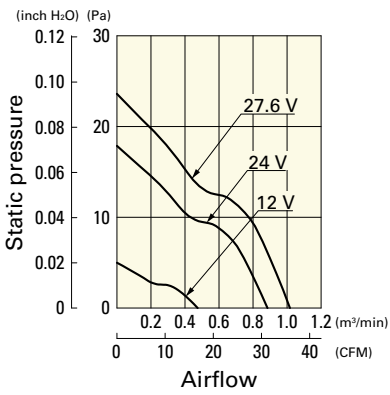
9WP0924F401 With pulse sensor

Operating voltage range



9WP0924B401 With pulse sensor

Operating voltage range



Dimensions (unit: mm) (With ribs)

