



XLR - SEALED SERIES

NEW PRODUCT BULLETIN 604

SWITCHCRAFT®

A HEICO COMPANY

Please visit www.switchcraft.com for the most up-to-date product specifications.

XLR - SEALED SERIES

NEW PRODUCT BULLETIN 604



Cord

In-Line

Panel

FEATURES & BENEFITS

- Panel connector sealed to IP68
NEMA 250 (6P) unmated
- Mated pairs sealed to IP66
- Cable, panel & cable to cable options
- Silver or Gold plated contacts
- RoHS Compliant

APPLICATIONS

- Outdoor communications equipment
- Audio Applications
- Instrumentation
- Stage Lighting

XLR - SEALED SERIES

NEW PRODUCT BULLETIN 604

SEALED AAA SERIES XLR CORD CONNECTORS-FEMALE ONLY



CONTACTS AS VIEWED FACING CORD CONNECTORS

SEALED AAA SERIES XLR IN-LINE CONNECTORS-MALE ONLY




CONTACTS AS VIEWED FACING IN-LINE CONNECTORS

ALL DIMENSIONS ARE REFERENCE ONLY

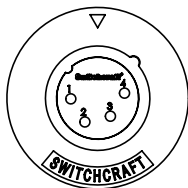
XLR - SEALED SERIES

NEW PRODUCT BULLETIN 604

SEALED AAA SERIES XLR PANEL-MOUNT CONNECTORS - MALE ONLY



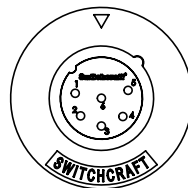
3 PIN



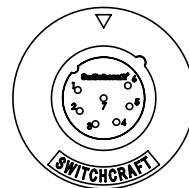
4 PIN



5 PIN



6 PIN



7 PIN

CONTACTS AS VIEWED FACING PANEL-MOUNT CONNECTORS

ALL DIMENSIONS ARE REFERENCE ONLY

Please visit www.switchcraft.com for the most up-to-date product specifications.

XLR - SEALED SERIES

NEW PRODUCT BULLETIN 604

SPECIFICATIONS

MECHANICAL SPECIFICATIONS

Life:	1000 minimum insertion / withdrawal cycles
Wire Sizes:	14-26 AWG
Operating Forces:	Insertion: 8lb. nominal, 10lb. maximum Withdrawal: 5lb. nominal, 7lb. maximum

ELECTRICAL SPECIFICATIONS

Voltage Rating:	125 VRMS
Current Rating:	15A with 14 AWG wiring 12A with 16 AWG wiring 10A with 18 AWG wiring 8A with 20 AWG wiring 6A with 22 AWG wiring 4A with 24 AWG wiring 3A with 26 AWG wiring
Insulation Resistance:	1000 M Ω minimum, initial
Contact Resistance:	50 m Ω maximum
Dielectric Withstanding Voltage:	1000 V (rms)
Capacitance:	\leq 3 pF between contacts \leq 6 pF between contacts and shell

ENVIRONMENTAL SPECIFICATIONS

Operating Temperature Rating:	-40°C to +65°C (-40°F to +149°F)
Moisture Resistance:	Mil-Std 202G Method 106G
Insulation Resistance:	Mil-Std 202G Method 302 condition B
Thermal Shock:	Mil-Std 202G Method 107G
Salt Atmosphere (Corrosion):	Mil-Std 202G Method 101E condition B
Weathertight Ratings:	Panel, Cord & In-Line Connectors: IP66 when mated Panel-Mount Connectors: IP68, NEMA 250(6P) unmated

MATERIAL SPECIFICATIONS

Shell:	Die-cast Zinc Alloy, Nickel or Black finish
Insulator Insert:	Thermoplastic, Green
Contacts, Pins or Sockets:	Copper Alloy, Silver or Gold plated
Ground Spring Terminal:	Copper Alloy, Tin plated
Latch:	Die-cast Zinc Alloy, Nickel plated
Handle:	Die-cast Zinc Alloy, Nickel plated or Black Finish Black Thermoplastic option available
Cable Clamp:	Thermoplastic, Black
Seal Boot, Ring, Cable Strain Relief:	Elastomer