

# DATA SHEET

## INDUCTOR

Chip Bead

ABPY Series

RoHS compliant & Halogen Free



**Chip Bead ABPY Series** **Automotive  
AEC-Q200**

RoHS Compliant  
Halogen Free  
REACH Compliant



- Noise  
Suppression
- Shield
- Multilayer
- Ferrite
- High  
Current

**Part Numbering**

A	BPY	00	100505	300	Y	00
Grade	Series Name	Control Code	Dimensions Code (mm)	Impedance (Ω)	Tolerance	Internal Code
			100505 1.0x0.5x0.5	300 30	Y ±25%	
			160808 1.6x0.8x0.8	121 120		
			201209 2.0x1.25x0.9	102 1000		
			321611 3.2x1.6x1.1			

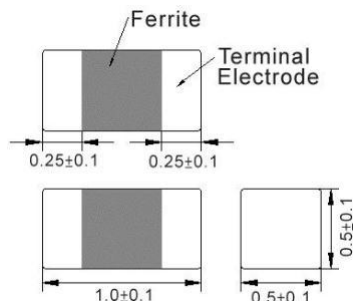
This specification applies to Multilayer Chip ferrite Bead for Automotive Electronics based on AEC-Q200 except for Power train and Safety.

## Chip Bead ABPY Series

**Automotive**  
**AEC-Q200**

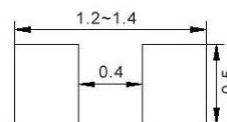
### ABPY00100505 Type

#### ■ Dimensions



unit:mm

#### ■ Recommended Land Pattern



unit:mm

#### ■ Electrical Characteristics

Part No.	Impedance	Test Freq.	RDC	Rated Current
	( $\Omega$ )		( $\Omega$ )Max.	(mA)Max.
ABPY00100505100Y00	10	100 MHz,200 mV	0.030	2000
ABPY00100505300Y00	30	100 MHz,200 mV	0.050	1700
ABPY00100505600Y00	60	100 MHz,200 mV	0.075	1500
ABPY00100505121Y00	120	100 MHz,200 mV	0.090	1400
ABPY00100505181Y00	180	100 MHz,200 mV	0.140	900
ABPY00100505221Y00	220	100 MHz,200 mV	0.180	1100
ABPY00100505601Y00	600	100 MHz,200 mV	0.340	700
ABPY00100505102Y00	1000	100 MHz,200 mV	0.490	500

**Note: When ordering, please specify tolerance code. Tolerance: Y=±25%**

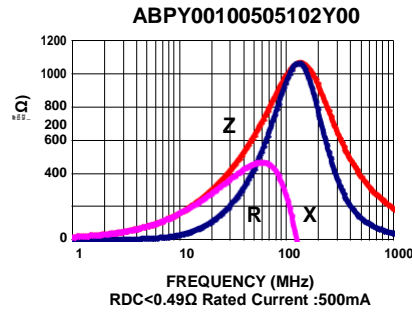
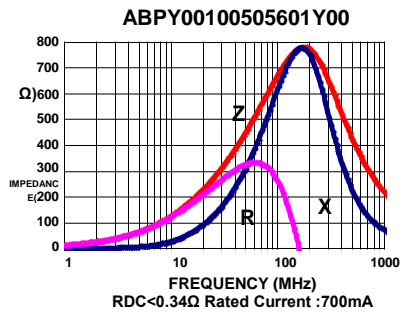
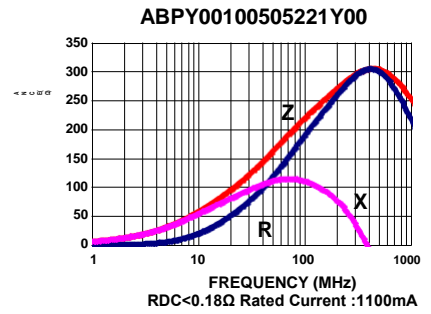
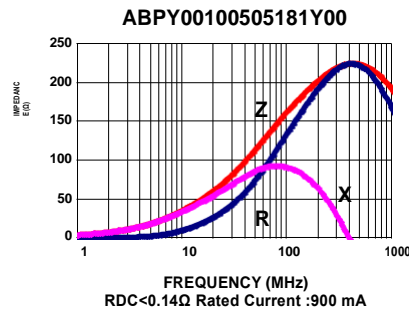
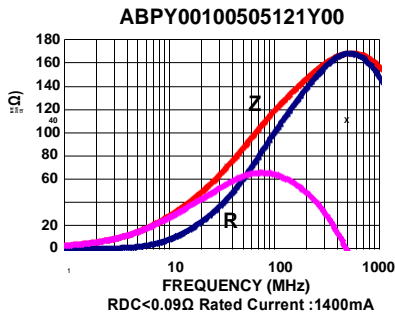
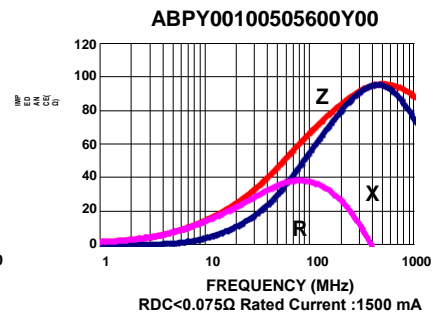
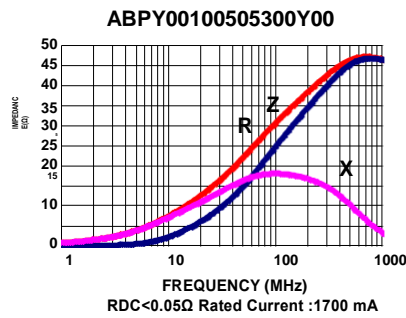
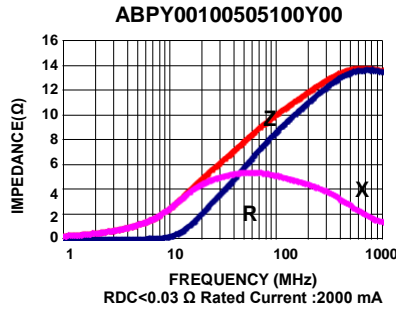
- Operating temperature range - 40°C ~ 125°C
- Rate Current : Applied the current to coils, the temperature rise shall not be more than 30°C
- Measure Equipment:  
Z: HP4291A  
RDC: HP4338B or CHEN HWA 502

**Chip Bead ABPY Series**

**Automotive  
AEC-Q200**

**ABPY00100505 Type**

**Characteristics Graph**

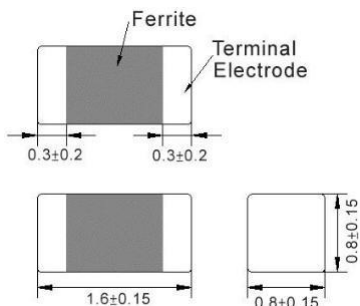


## Chip Bead ABPY Series

**Automotive  
AEC-Q200**

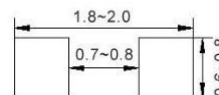
### ABPY00160808 Type

#### ■ Dimensions



unit:mm

#### ■ Recommended Land Pattern



unit:mm

#### ■ Electrical Characteristics

Part No.	Impedance	Test Freq.	RDC	Rated Current
	( $\Omega$ )		( $\Omega$ )Max.	(mA)Max.
ABPY00160808100Y00	10	100 MHz,200 mV	0.020	4000
ABPY00160808300Y00	30	100 MHz,200 mV	0.030	3000
ABPY00160808600Y00	60	100 MHz,200 mV	0.040	3000
ABPY00160808800Y00	80	100 MHz,200 mV	0.050	2500
ABPY00160808121Y00	120	100 MHz,200 mV	0.080	2500
ABPY00160808181Y00	180	100 MHz,200 mV	0.090	2000
ABPY00160808221Y00	220	100 MHz,200 mV	0.100	2000
ABPY00160808301Y00	300	100 MHz,200 mV	0.120	1500
ABPY00160808471Y00	470	100 MHz,200 mV	0.150	1500
ABPY00160808601Y00	600	100 MHz,200 mV	0.200	1000
ABPY00160808102Y00	1000	100 MHz,200 mV	0.250	800

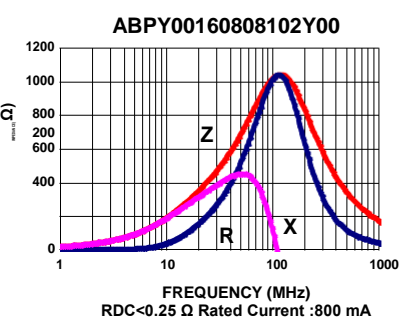
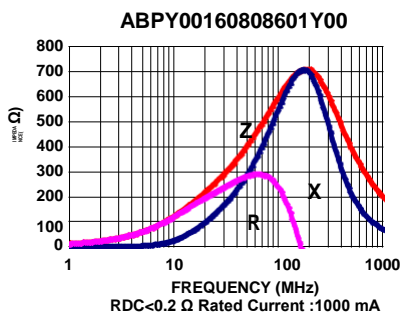
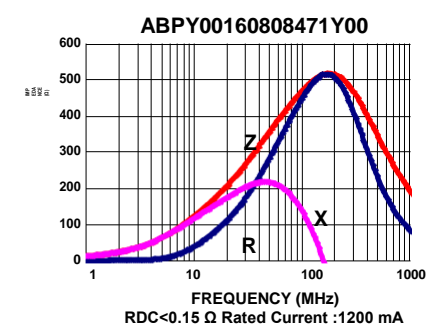
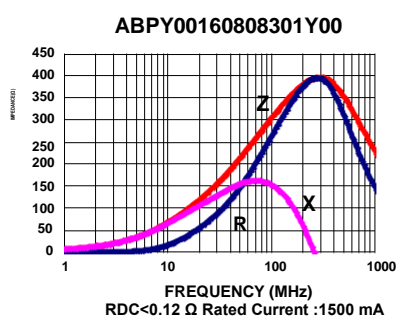
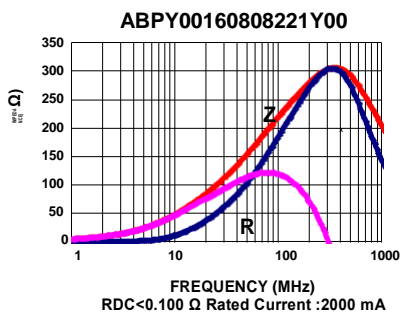
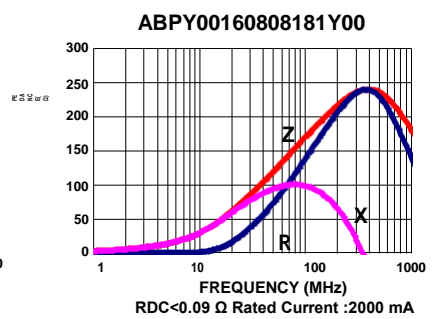
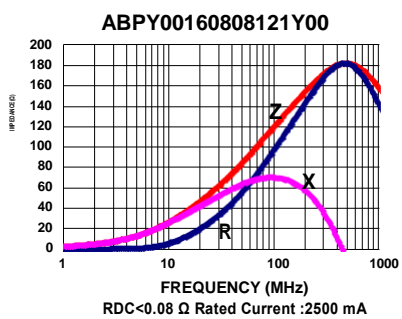
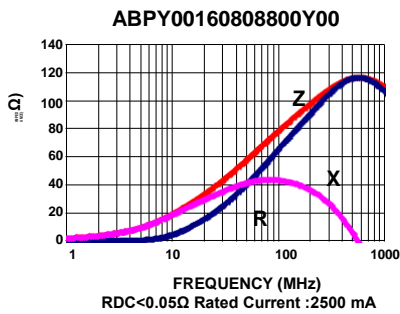
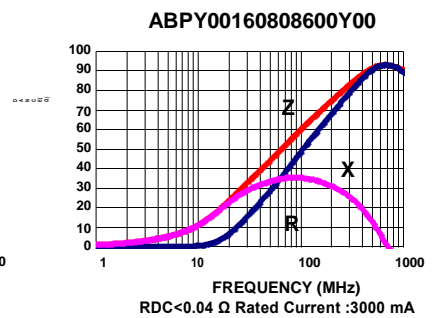
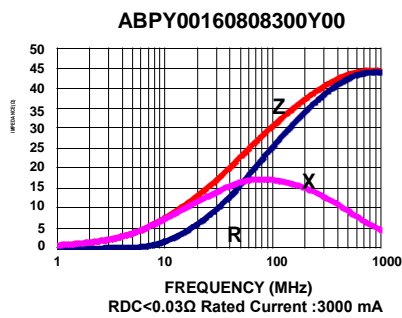
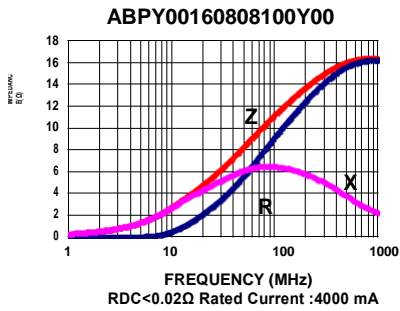
**Note: When ordering, please specify tolerance code. Tolerance: Y=±25%**

1. Operating temperature range - 40°C ~ 125°C
2. Rate Current : Applied the current to coils, the temperature rise shall not be more than 30°C
3. Measure Equipment:  
Z: HP4291A  
RDC: HP4338B or CHEN HWA 502

**Chip Bead ABPY Series** **Automotive**  
**AEC-Q200**

**ABPY00160808 Type**

**Characteristics Graph**

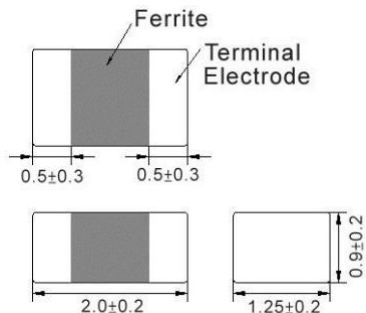


**Chip Bead ABPY Series**

**Automotive  
AEC-Q200**

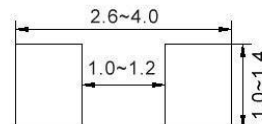
**ABPY00201209 Type**

**■ Dimensions**



unit:mm

**■ Recommended Land Pattern**



unit:mm

**■ Electrical Characteristics**

Part No.	Impedance ( $\Omega$ )	Test Freq.	RDC ( $\Omega$ )Max.	Rated Current (mA)Max.
ABPY00201209100Y00	10	100 MHz,200 mV	0.010	6000
ABPY00201209300Y00	30	100 MHz,200 mV	0.015	4000
ABPY00201209600Y00	60	100 MHz,200 mV	0.030	3000
ABPY00201209800Y00	80	100 MHz,200 mV	0.040	3000
ABPY00201209121Y00	120	100 MHz,200 mV	0.040	3000
ABPY00201209201Y00	200	100 MHz,200 mV	0.050	2500
ABPY00201209221Y00	220	100 MHz,200 mV	0.080	2000
ABPY00201209301Y00	300	100 MHz,200 mV	0.080	2000
ABPY00201209471Y00	470	100 MHz,200 mV	0.100	2000
ABPY00201209601Y00	600	100 MHz,200 mV	0.100	2000
ABPY00201209102Y00	1000	100 MHz,200 mV	0.120	1500

**Note: When ordering, please specify tolerance code. Tolerance: Y=±25% , T=±30%**

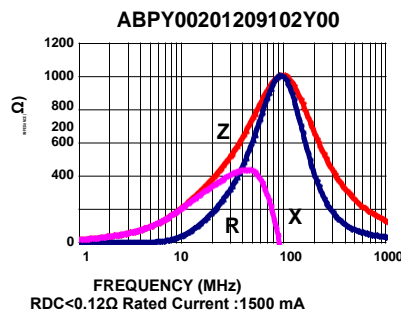
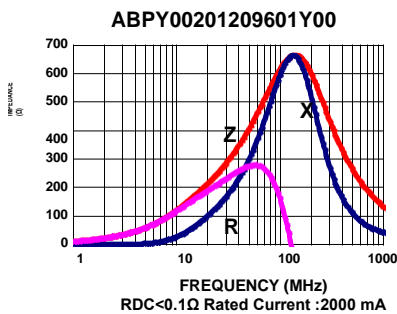
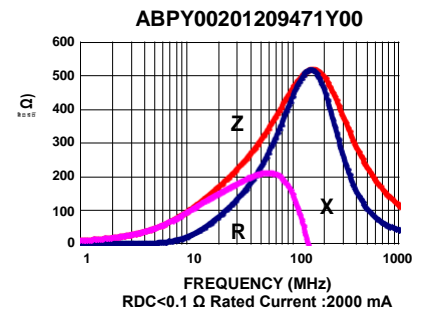
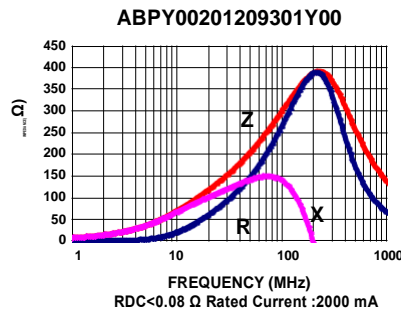
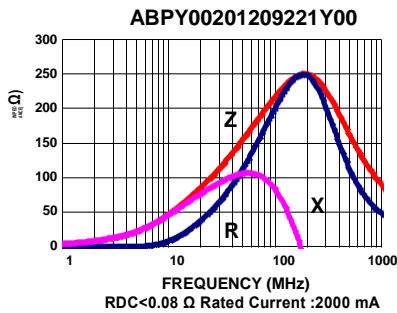
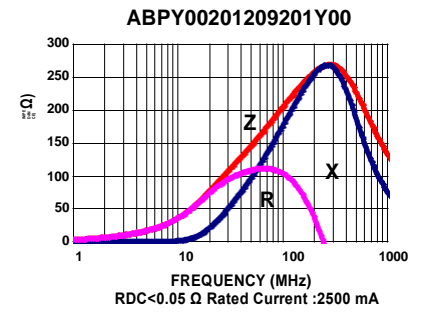
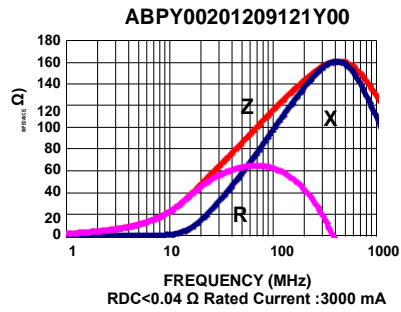
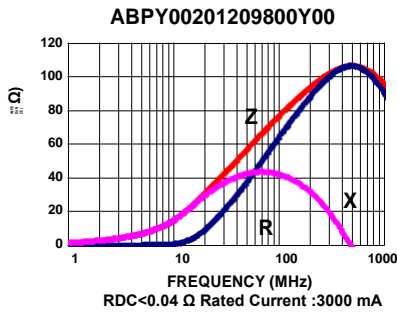
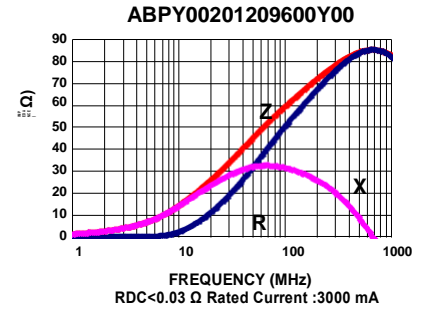
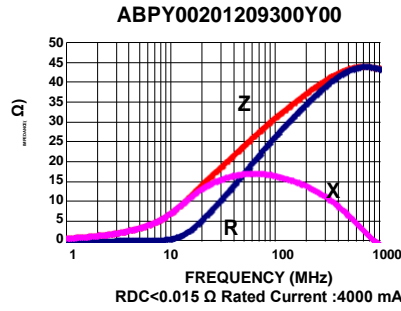
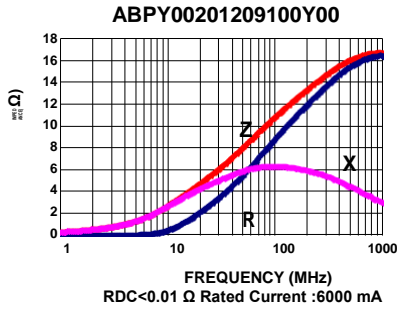
1. Operating temperature range - 40°C ~ 125°C
2. Rate Current : Applied the current to coils, the temperature rise shall not be more than 30°C
3. Measure Equipment:  
Z: HP4291A  
RDC: HP4338B or CHEN HWA 502

**Chip Bead ABPY Series**

**Automotive  
AEC-Q200**

**ABPY00201209 Type**

**Characteristics Graph**



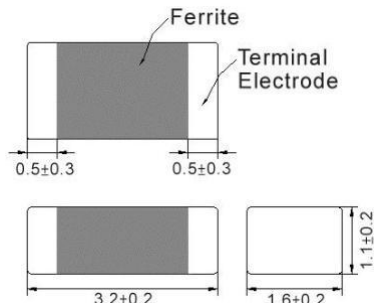


**Chip Bead ABPY Series**

**Automotive  
AEC-Q200**

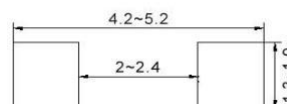
**ABPY00321611 Type**

**■ Dimensions**



unit:mm

**■ Recommended Land Pattern**



unit:mm

**■ Electrical Characteristics**

Part No.	Impedance ( $\Omega$ )	Test Freq.	RDC ( $\Omega$ )Max.	Rated Current (mA)Max.
ABPY00321611300Y00	30	100 MHz,200 mV	0.015	4000
ABPY00321611600Y00	60	100 MHz,200 mV	0.020	4000
ABPY00321611121Y00	120	100 MHz,200 mV	0.030	3000
ABPY00321611221Y00	220	100 MHz,200 mV	0.050	2000
ABPY00321611301Y00	300	100 MHz,200 mV	0.060	2000
ABPY00321611601Y00	600	100 MHz,200 mV	0.100	2000

**Note: When ordering, please specify tolerance code. Tolerance: Y=±25%**

1. Operating temperature range - 40°C ~ 125°C
2. Rate Current : Applied the current to coils, the temperature rise shall not be more than 30°C
3. Measure Equipment:  
Z: HP4291A  
RDC: HP4338B or CHEN HWA 502

**Chip Bead ABPY Series**

**Automotive  
AEC-Q200**

**ABPY00321611 Type**

**Characteristics Graph**

