



**Chip Bead ABSY/ABBK Series**

**Automotive  
AEC-Q200**

RoHS Compliant  
Halogen Free  
REACH Compliant



Noise  
Suppression

Shield

Multilayer

Ferrite

General  
Signal line

**Part Numbering**

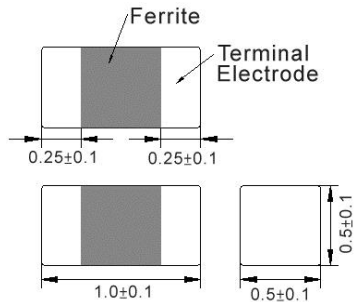
A	BBK	00	100505	400	Y	00
Grade	Series Name	Control Code	Dimensions Code (mm)	Impedance (Ω)	Tolerance	Internal Code
	BSY		100505 1.0x0.5x0.5	300 30	Y ±25%	
	BBK		160808 1.6x0.8x0.8	121 120		
			201209 2.0x1.25x0.9	102 1000		
			321611 3.2x1.6x1.1			

This specification applies to Multilayer Chip ferrite Bead for Automotive Electronics based on AEC-Q200 except for Power train and Safety.



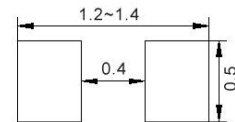
**ABSY00100505 Type**

**■ Dimensions**



unit:mm

**■ Recommended Land Pattern**



unit:mm

**■ Electrical Characteristics**

Part No.	Impedance (Ω)	Test Freq.	RDC (Ω)Max.	Rated Current (mA)Max.
ABSY00100505100Y00	10	100 MHz,200 mV	0.025	1000
ABSY00100505190Y00	19	100 MHz,200 mV	0.10	500
ABSY00100505220Y00	22	100 MHz,200 mV	0.15	500
ABSY00100505300Y00	30	100 MHz,200 mV	0.20	500
ABSY00100505330Y00	33	100 MHz,200 mV	0.20	500
ABSY00100505400Y00	40	100 MHz,200 mV	0.20	500
ABSY00100505470Y00	47	100 MHz,200 mV	0.20	500
ABSY00100505500Y00	50	100 MHz,200 mV	0.20	500
ABSY00100505600Y00	60	100 MHz,200 mV	0.20	500
ABSY00100505700Y00	70	100 MHz,200 mV	0.15	600
ABSY00100505800Y00	80	100 MHz,200 mV	0.20	500
ABSY00100505101Y00	100	100 MHz,200 mV	0.25	500
ABSY00100505121Y00	120	100 MHz,200 mV	0.19	550
ABSY00100505151Y00	150	100 MHz,200 mV	0.40	400
ABSY00100505181Y00	180	100 MHz,200 mV	0.40	400
ABSY00100505221Y00	220	100 MHz,200 mV	0.29	450
ABSY00100505241Y00	240	100 MHz,200 mV	0.40	400
ABSY00100505301Y00	300	100 MHz,200 mV	0.50	300
ABSY00100505471Y00	470	100 MHz,200 mV	0.50	300
ABSY00100505481Y00	480	100 MHz,200 mV	0.50	300
ABSY00100505601Y00	600	100 MHz,200 mV	0.52	300
ABSY00100505102Y00	1000	100 MHz,200 mV	0.65	300

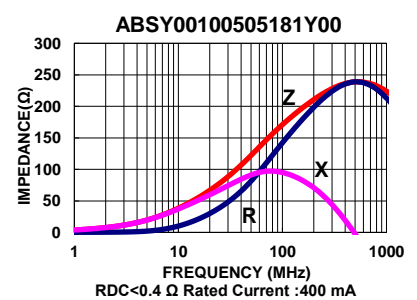
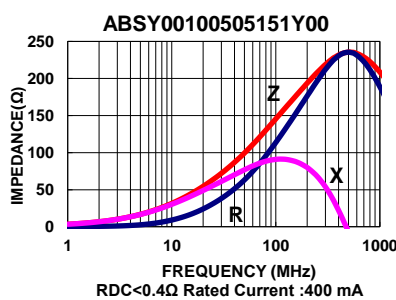
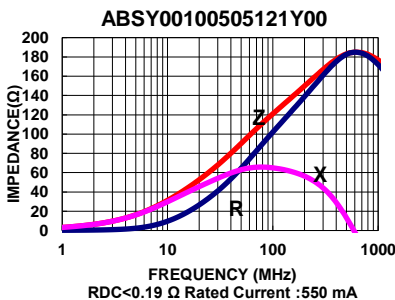
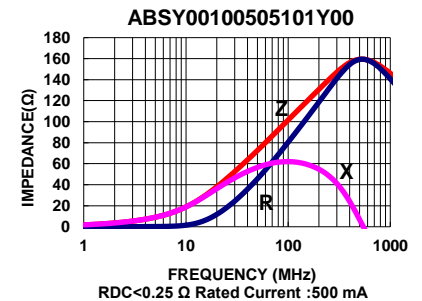
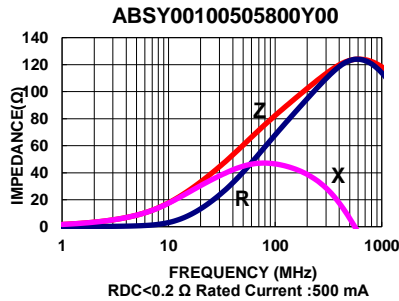
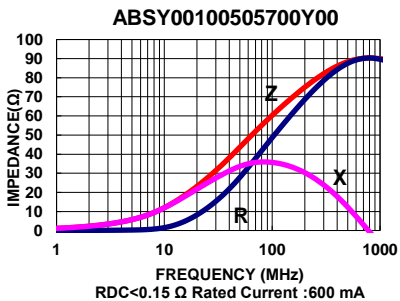
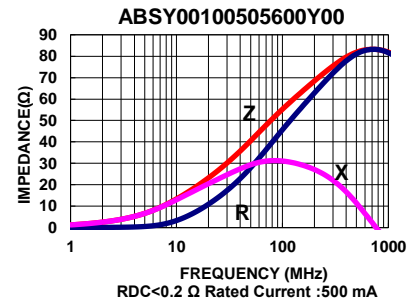
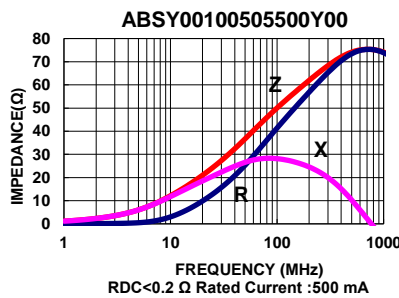
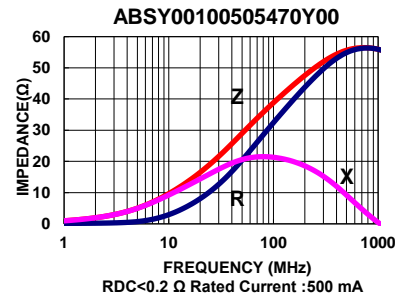
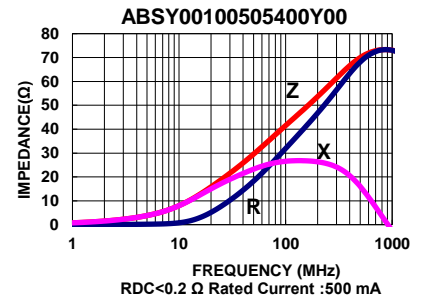
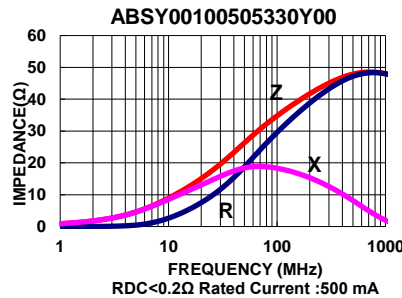
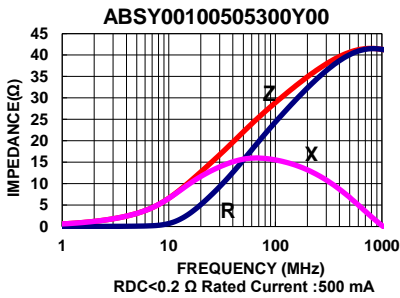
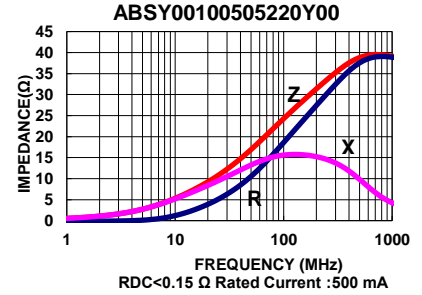
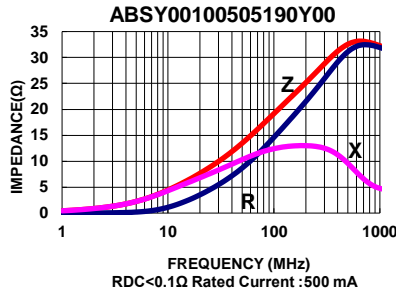
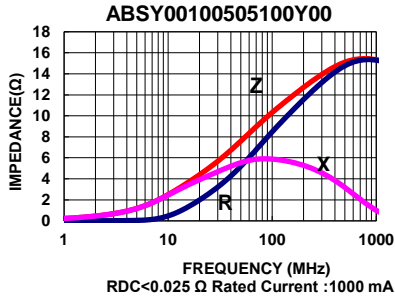
**Note: When ordering, please specify tolerance code. Tolerance: Y=±25%**

1. Operating temperature range - 55°C ~ 125°C
2. Rate Current : Applied the current to coils, the temperature rise shall not be more than 30°C
3. Measure Equipment:  
Z: HP4291A  
RDC: HP4338B or CHEN HWA 502



**ABSY00100505 Type**

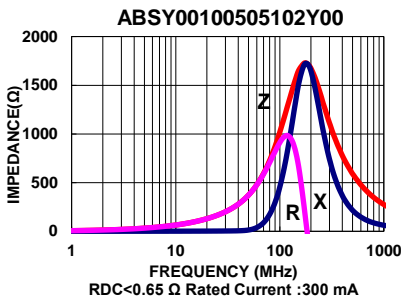
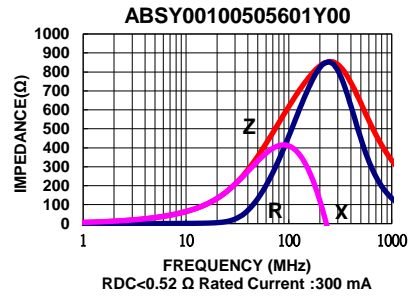
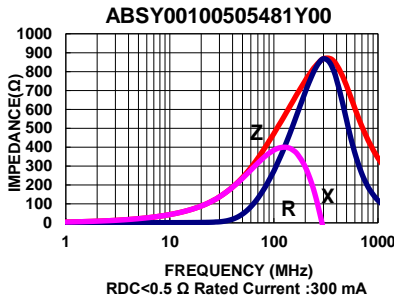
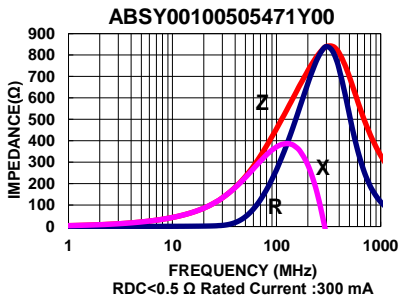
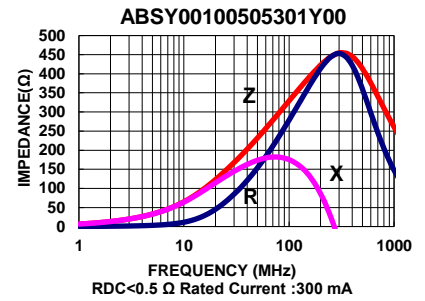
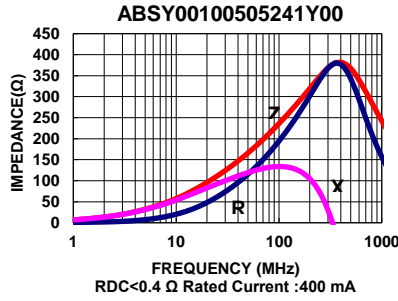
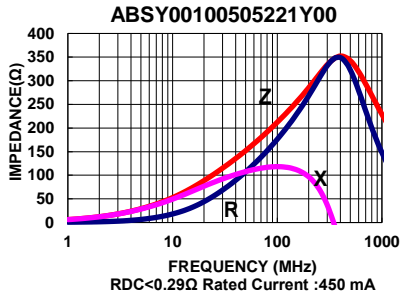
**Characteristics Graph**





ABSY00100505 Type

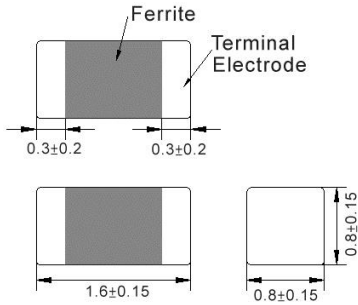
Characteristics Graph





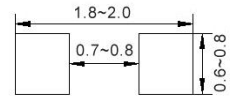
**ABBK00160808 Type**

**■ Dimensions**



unit:mm

**■ Recommended Land Pattern**



unit:mm

**■ Electrical Characteristics**

Part No.	Impedance ( $\Omega$ )	Test Freq.	RDC ( $\Omega$ )Max.	Rated Current (mA)Max.
ABBK00160808100Y00	10	100 MHz,200 mV	0.05	500
ABBK00160808300Y00	30	100 MHz,200 mV	0.10	400
ABBK00160808600Y00	60	100 MHz,200 mV	0.10	400
ABBK00160808800Y00	80	100 MHz,200 mV	0.15	400
ABBK00160808121Y00	120	100 MHz,200 mV	0.25	400
ABBK00160808181Y00	180	100 MHz,200 mV	0.30	300
ABBK00160808221Y00	220	100 MHz,200 mV	0.30	300
ABBK00160808301Y00	300	100 MHz,200 mV	0.40	300
ABBK00160808471Y00	470	100 MHz,200 mV	0.50	300
ABBK00160808601Y00	600	100 MHz,200 mV	0.50	300
ABBK00160808102Y00	1000	100 MHz,200 mV	0.60	300

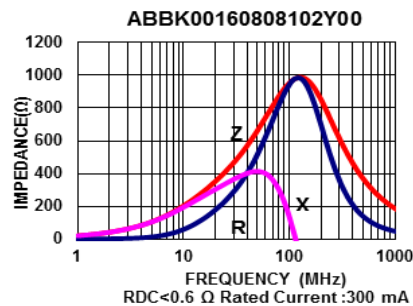
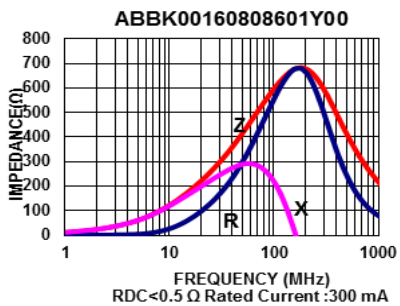
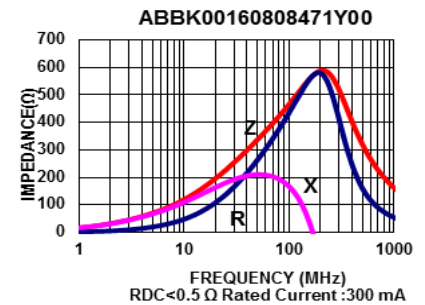
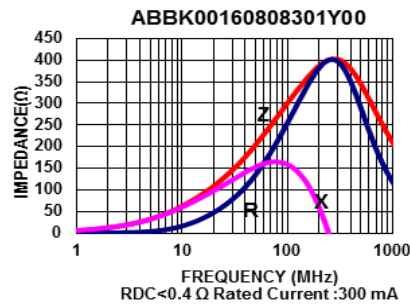
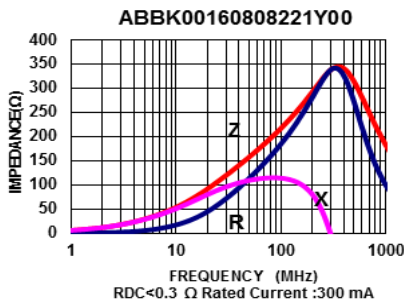
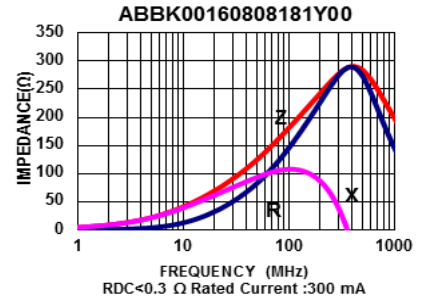
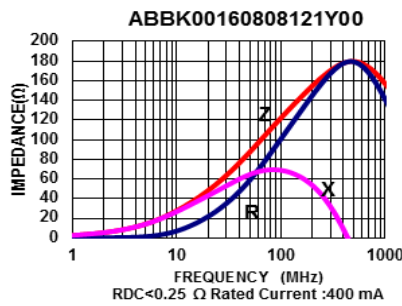
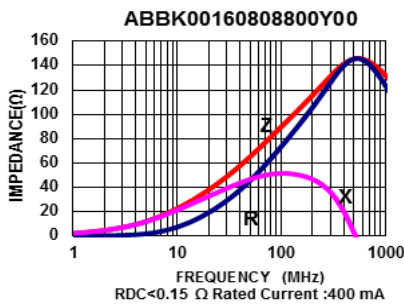
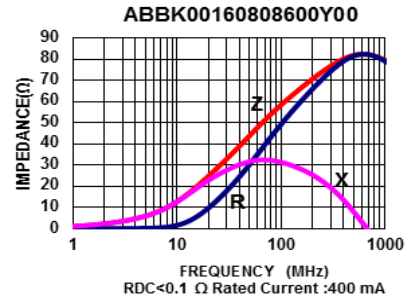
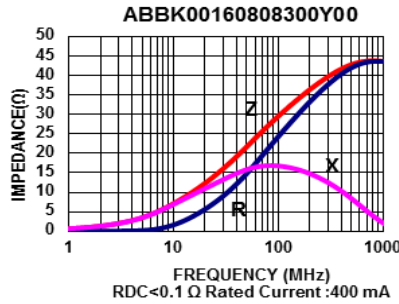
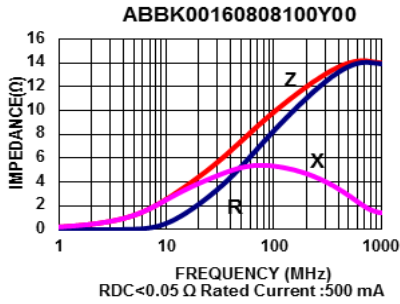
**Note: When ordering, please specify tolerance code. Tolerance: Y $\pm$ 25%**

1. Operating temperature range - 55°C ~ 125°C
2. Rate Current : Applied the current to coils, the temperature rise shall not be more than 30°C
3. Measure Equipment:  
Z: HP4291A  
RDC: HP4338B or CHEN HWA 502



**ABBK00160808 Type**

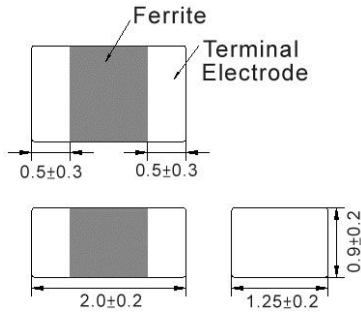
**Characteristics Graph**





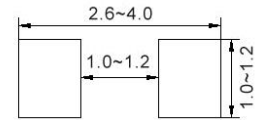
**ABBK00201209 Type**

**■ Dimensions**



unit:mm

**■ Recommended Land Pattern**



unit:mm

**■ Electrical Characteristics**

Part No.	Impedance (Ω)	Test Freq.	RDC (Ω)Max.	Rated Current (mA)Max.
ABBK00201209600Y00	60	100 MHz,200 mV	0.15	500
ABBK00201209800Y00	80	100 MHz,200 mV	0.15	500
ABBK00201209121Y00	120	100 MHz,200 mV	0.25	300
ABBK00201209201Y00	200	100 MHz,200 mV	0.30	300
ABBK00201209221Y00	220	100 MHz,200 mV	0.30	300
ABBK00201209301Y00	300	100 MHz,200 mV	0.30	300
ABBK00201209471Y00	470	100 MHz,200 mV	0.40	300
ABBK00201209601Y00	600	100 MHz,200 mV	0.40	300
ABBK00201209102Y00	1000	100 MHz,200 mV	0.50	200

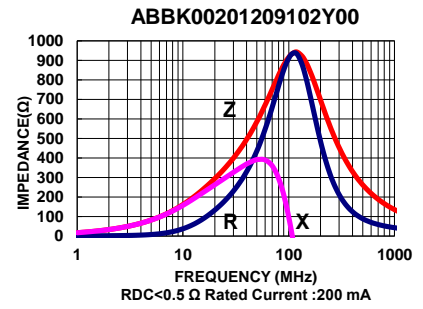
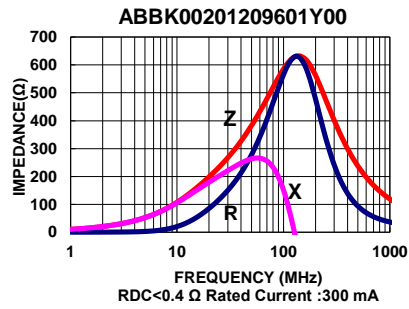
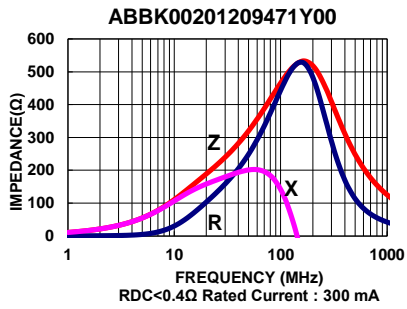
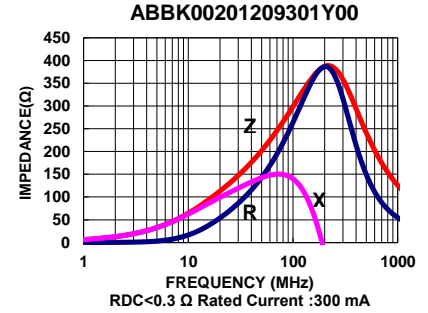
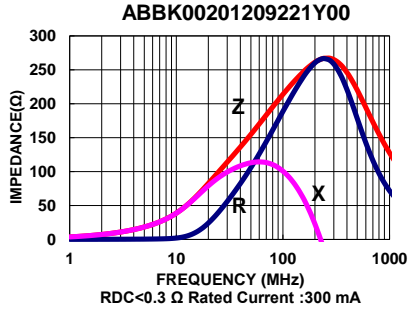
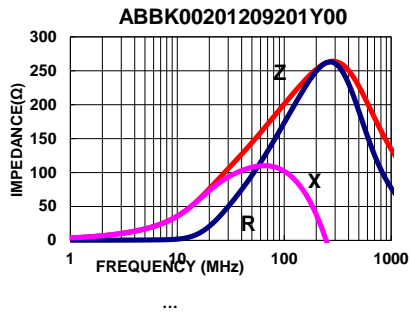
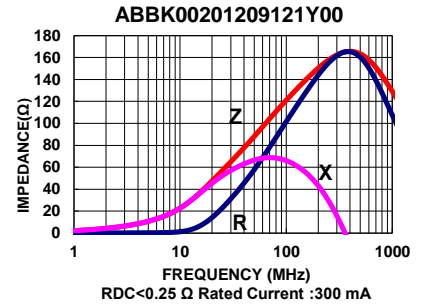
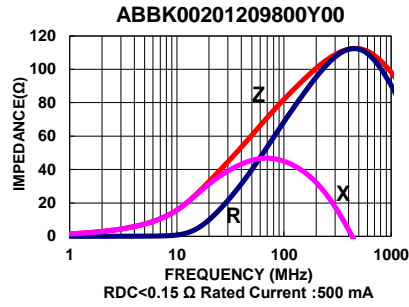
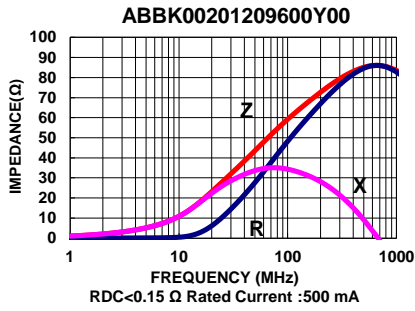
**Note: When ordering, please specify tolerance code. Tolerance: Y=±25%**

1. Operating temperature range - 55°C ~ 125°C
2. Rate Current : Applied the current to coils, the temperature rise shall not be more than 30°C
3. Measure Equipment:  
Z: HP4291A  
RDC: HP4338B or CHEN HWA 502



ABBK00201209 Type

Characteristics Graph

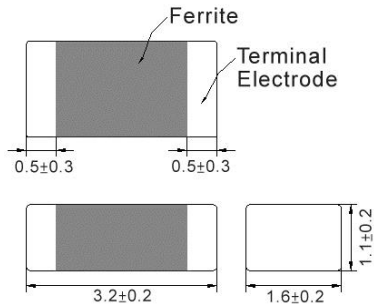






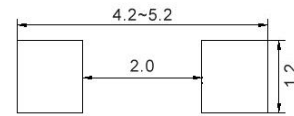
**ABBK00321611 Type**

**■ Dimensions**



unit:mm

**■ Recommended Land Pattern**



unit:mm

**■ Electrical Characteristics**

Part No.	Impedance ( $\Omega$ )	Test Freq.	RDC ( $\Omega$ )Max.	Rated Current (mA)Max.
ABBK00321611121Y00	120	100 MHz,200 mV	0.15	500
ABBK00321611221Y00	220	100 MHz,200 mV	0.20	400
ABBK00321611301Y00	300	100 MHz,200 mV	0.20	400
ABBK00321611601Y00	600	100 MHz,200 mV	0.30	400

**Note: When ordering, please specify tolerance code. Tolerance: Y $\pm$ 25%**

1. Operating temperature range - 55°C ~ 125°C
2. Rate Current : Applied the current to coils, the temperature rise shall not be more than 30°C
3. Measure Equipment:  
Z: HP4291A  
RDC: HP4338B or CHEN HWA 502



ABBK00321611 Type

■ Characteristics Graph

