

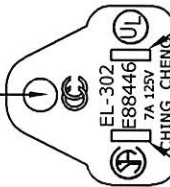
1829 ± 25

4

2, 3

1

GROUNDING CONDUCTOR (GREEN)



\* PLUG EL - 302 CERTIFICATE :  
 NEUTRAL CONDUCTOR (WHITE)  
 LIVE CONDUCTOR (BLACK)



\* NOTES:


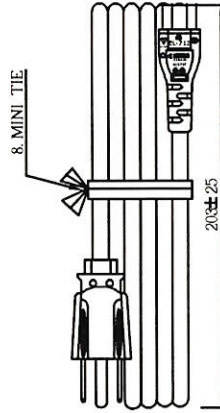
- 1). PLUG : EL-302 7A 125V COLOR BLACK  
ATTACHMENT D/N : EL-302 IPC.
- 2). CABLE : SVT 18A WG x 3C 60° C COLOR BLACK  
UL FILE NO. E162604 IPC.
- 3). CONNECTOR : EL-712 7A 125V COLOR BLACK  
ATTACHMENT D/N : EL-712

MARKING : (UL) SVT E162604 3x18A WG(0.824mm<sup>2</sup>) V-W-I 75°C 300V CHING CHENG  
 CSA TYPE LL61597 SVT 3x0.824mm<sup>2</sup>(18A WG) 60° C 300V FT2  
 IPC.

\*CONNECTOR EL-712 CERTIFICATE:

(N)	(D)	(FI)
(UL)	(S)	(S)
(E88446)	(UL)	(UL)
(N15757)	(N15757)	(KH 54027)

NO	NAME	MATERIAL LIST	Q'TY	UNIT	REMARK
1	BLADE	EL-302	3	PC.	RoHS COMPLIANCE
2	INSERT HOOD	CT-207-1 COLOR BLACK	1	PC.	RoHS COMPLIANCE
3	PLUG BODY	PVC COMPOUND : CC-9DP-50P COLOR BLACK UL FILE E202490	20	G.	RoHS COMPLIANCE
4	CABLE	SVT 18 AWGx3C 60° C COLOR BLACK	1829	mm.	RoHS COMPLIANCE
5	CONNECTOR	PVC COMPOUND : CC-9DP-50P COLOR BLACK UL FILE E202490	23	G.	RoHS COMPLIANCE
6	TERMINAL	EL-712	3	PC.	RoHS COMPLIANCE
7	INSERT HOOD	CODE : 712	1	PC.	RoHS COMPLIANCE
8	MINI TIE	MINI TIE COLOR BLACK	1	PC.	RoHS COMPLIANCE



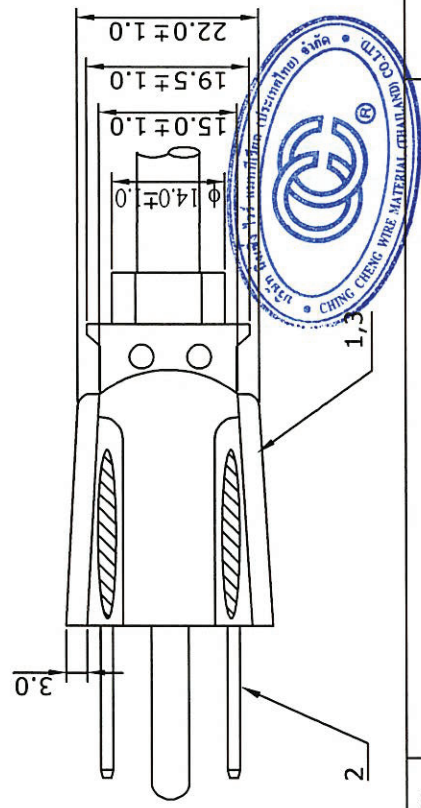
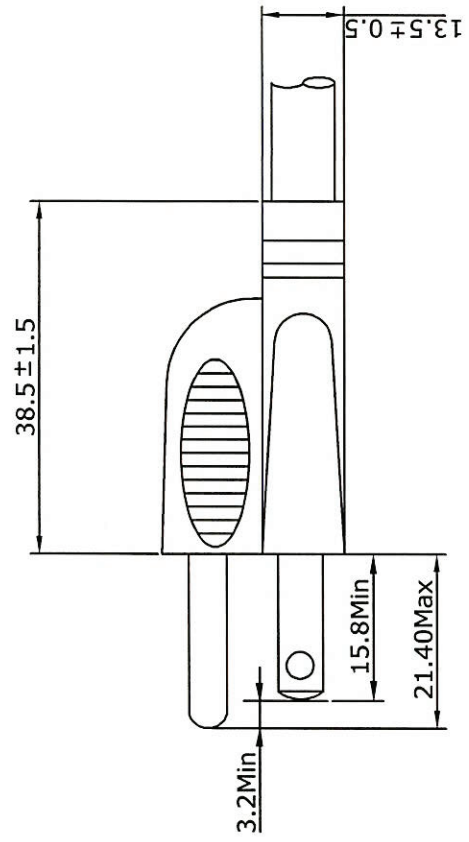
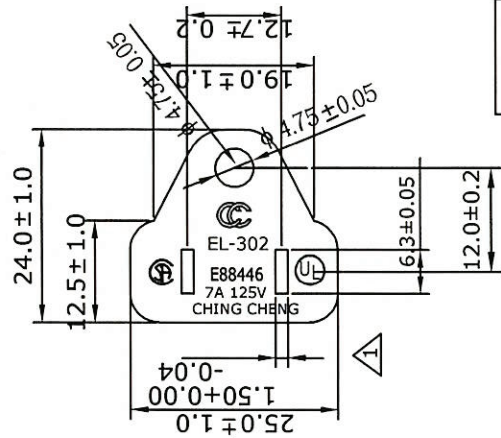
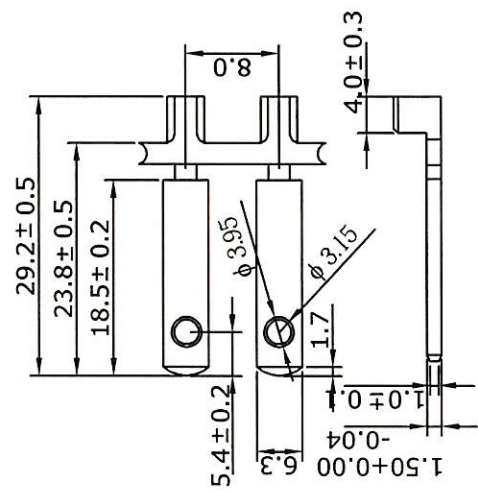
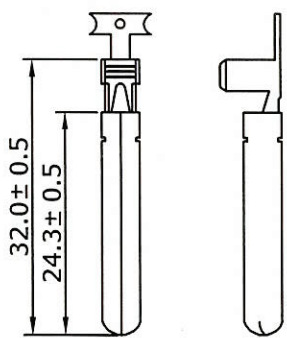
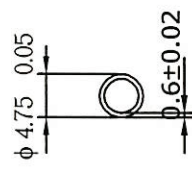
*Ed. Chong*  
*Wib Nang 16-Jan-2020*  
*16-Jan-2020*

REVISION	16-01-2020	Update UL certificate of EL-302+EL-712 from 10A 125V to 7A 125V
DATE		
CUSTOMER : PHIHONG	UNIT : mm.	SCALE :
TITLE : AC POWER CORD ASSY	DWG. NO. : CC-302+712	DATE : Jan 16, 2020
REV : 01		

APPROVED BY  
 CHECKED BY  
 DRAWING BY  
 CUSTOMER NUMBER  
 FACTORY NUMBER

AC30MNA-R  
 EL-302 +EL712

CHING CHENG WIRE MATERIAL (THAILAND) CO.,LTD.

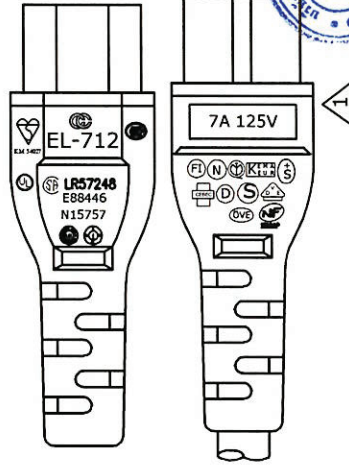
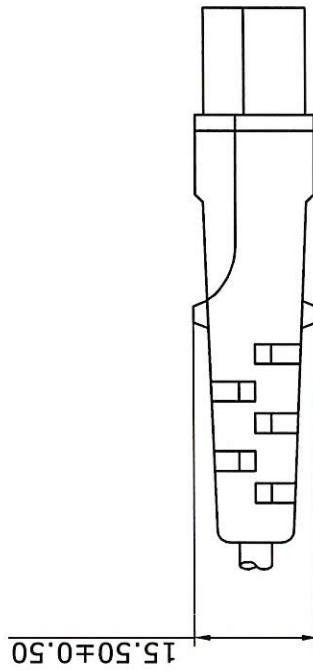
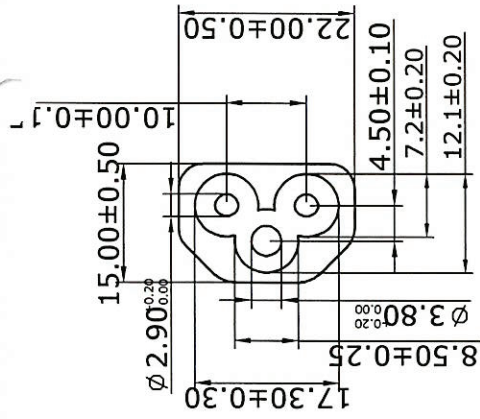
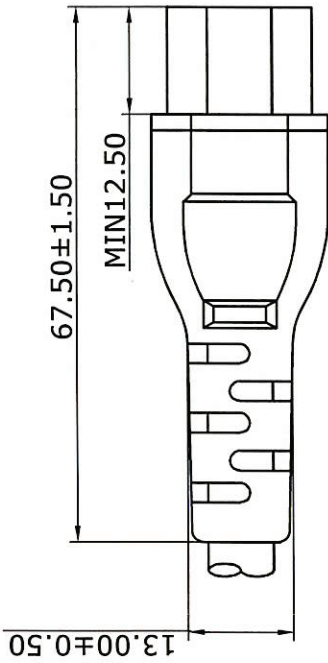


\* NOTES :  
 PLUG : EL-302 DIMENSION  
 1). PVC BODY : CC-9DP- 50P COLOR BLACK  
 UL FILE NO. : E202490  
 2). TERMINAL : EL-302  
 UL FILE NO. E166519  
 3). HOOD : CT-207-1(BK)

REVISION	DATE	DESCRIPTION	CHECK
△ 1	16-01-2020	Update UL certificate of EL-302+EL-712 from 10A 125V to 7A 125V	
Customer:	PHIHONG	APPROVED BY	<i>Jed. Chang</i> 24 APR 2020
TITLE :	EL - 302 PLUG	CHECKED BY	<i>Witthay 16-Jan-2020</i>
		DESIGNED BY	
		DRAWING BY	<i>15-Jan-2020</i>
		DATE :	Jan 16, 2020
		SCALE :	mm.
		UNIT :	mm.

PLUG INJECTION TOLERANCES :	10.0 BELOW	± 0.2
	10.1 -- 20.0	± 0.3
	20.1 -- 40.0	± 0.4
	40.1 -- 60.0	± 0.5

CHING CHENG WIRE MATERIAL (THAILAND) CO.,LTD.



\* NOTES :  
 PLUG : EL-712 DIMENSION  
 1). PVC BODY : CC-9DP- 50P COLOR BLACK  
 2). TERMINAL : EL-712

△	REVISION	16-01-2020	Update UL certificate of EL-302+EL-712 from 10A 125V to 7A 125V	CHECK
	DATE			
	Customer: PHIHONG		APPROVED BY <i>Ed. Chang</i> 24 APR 2020	
	DWG. NO. : EL-712		CHECKED BY <i>Aut Wang</i> 16-Jan-2020	
			DESIGNED BY	
			DRAWING BY	
	SCALE:		DATE : Jan 16,2020	PART NO : EL-712
	UNIT:	mm.		

PLUG INJECTION TOLERANCES :	10.0 BELOW	± 0.2
	10.1 -- 20.0	± 0.3
	20.1 -- 40.0	± 0.4
	40.1 -- 60.0	± 0.5

CHING CHENG WIRE MATERIAL (THAILAND) CO.,LTD.

# CHING CHENG WIRE MATERIAL (THAILAND) CO.,LTD.

## SPECIFICATION

### 1). SCOPE:

THIS SPECIFICATION IS APPLIED TO MEET UL AND CSA REQUIREMENT FOR SAFETY THE POWER SUPPLY CORD CONFORMING TO UL AND CSA REGISTERIED. REFERENCE STANDARD :

UL NO. : 62,498,817

CSA NO.: C22.2 ,NO 21,42,49

FILE NO.

UL : E88446 ,E162604

CSA : LR57248 , LL61597

### 2). CONSTRUCTION AND DIMENSIONS:

IN ACCORDINGWITH THE FOLLOWING TABLES AND ATTACHED DRAWING:

TABLE 1

	CAT NO.	RATING		APPROVED NO.
		A	V	
ATTACHMENT PLUG CAP	EL-302	7	125	UL & CSA
CONNEDTOR BODY	EL-712	7	125	UL & CSA
PVC FLEXIBLE CORD	SVT 18AWG X 3C 60°C	7	300	UL & CSA

TABLE

CONDUCTOR		PVC INSULATION			PVC JACKET	
NOMINAL AREA	CONSTRUCTION	MIN.THICK	AVG.THICK	OD	MIN.THICK	OD
	PCS/mm	mm	mm	mm	mm	mm
18 /3	41 /0.160	0.33	0.38	2.05±0.05	0.61	6.3 ± 0.10

#### 2-1. CABLE MARKING : SVT 18AWGX3C 60°C

(UL) SVT E162604 18AWGX3C VW-1 75°C 300V CHING CHENG

CSA TYPE LL61597 SVT 18AWGX3C 60°C 300V FT2

3). CHARACTERISTIC :

3-1. INSULATION RESISTANCE :

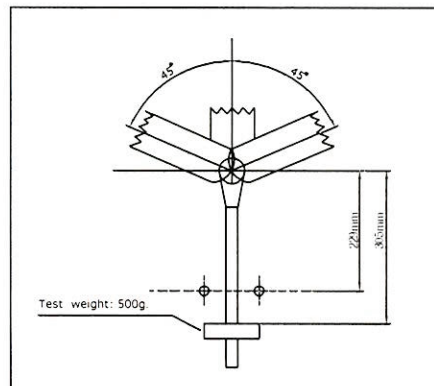
THE INSULATION RESISTANCE SHALL BE NOT LESS 100 MEGAOHMS MEASURE BY MAGEETO MEGAOHMS METER WHICH HAS OPEN- CIRCUIT OUTPUT OF 500 VDC AT TERPERATURE OF 25°C.

3-2. DIELECTRIC STRENGTH :

THE PLUG OR CONNECTOR SHALL BE CAPABLE OF WITHSTANDING 3000 V AC AND CUT-OFF CURRENT MAX. 1 mA. FOR EACH CONNECTOR WITHOUT BREAKDOWN FOR A PERIOD OF 1 SEC.

3-3. BENDING TEST :

THE SPECIMEN SHALL BE CAPABLE OF WITHSTANDING APPLY 2500 TIMES AND BENDING TO 45° OF RIGHT AND LEFT-HAND SIDE WITH A RATE OF APPROXMATE 30 TIME PER MINUTE AND CORD SHALL BE APPLIED A WEIGHT OF 0.5 Kgs. AFTER THIS TESTED THE SPECIMEN SHALL NOT DAMAGE.



3-4 MOISTURE RESISTANCE :

PUT SPECIMEN INTO A HUMIDITY CABINET CONTAINING AIR WITH A RELATIVE HUMIDITY MAINTAINED BETWEEN 91% AND 95% THE TEMPERATURE OF 40°C ± 2 FOR 168 HOURS. AFTER THIS TESTED THE SPECIMENS SHALL NOT DAMAGE.

3-5 HEAT RESISTANCE :

KEEP SPECIMEN AT 100°C ± 2 CIRCULATING OVEN FOR 1 HOURS. THE SPECIMENS IS CLAMPED BETWEEN STEEL JAWS HAVING A CYLINDRICAL FACE OF 25 mm RADIUS A WIDTH OF 15 mm AND A LENGTH OF 50 mm. THE CORNER ARE ROUDED WITH A RADIUS OF 25 mm. THE SPECIMEN IS CLAMPED IN SUCH A WAY THAT THE JAWS PRESS AGAINST IT IN THE AREA WHERE IT IS GRIPPED IN NORMAL USD. THE CENTER LINE OF THE JAWS. AFETR JAWS ARE REMOVED AND THE SPECIMEN SHALL SHOW NOT DAMAGE WITHIN THE MEANING OF THIS STANDARD.

3-6 SECURITY OF BLADES :

3-6-1. ON THE BLADES & CONNECTORS.

EACH BLADE SHALL BE CAPABLE OF WITHSTANDING A PULL OF 20 LBS FOR 2 MINUTES. CAN NOT BREAKING.

3-6-2. ON BLADES & MOULDING.

EACH BLADE SHALL BE CAPABLE OF WITHSTANDING A PULL OF 20 LBS FOR 2 MINUTES. BLADE CAN NOT PULL OVER 2.4 mm.

3-6-3. ON BLADE & MOULDING.

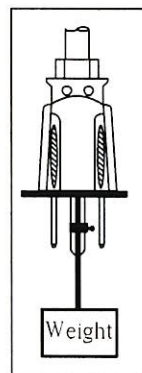
EACH WIRE SHALL BE CAPABLE OF WITHSTANDING A PULL OF 30 LBS FOR 2 MINUTES NO DIFFERENCE.

3-6-4. SECURITY OF BLADES TESTED :

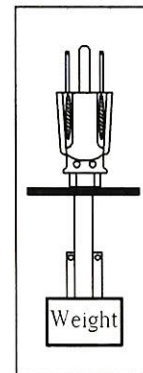
THE FITTINGS SHALL BE SECURITY SUPPORTED BY A FLAT MOUNTED HORIZONTALLY. A STRAIGHT PULL OF THE SPECIMEN WEIGHT SHALL BE APPLIED FOR A SPECIMEN TIMES.

\* AT AFTER, A PULL SHALL BE APPLIED TO EACH POLARIZE BLADE INDEPENDENTLY AND THE BOTH BLADES AT ONCE.

Between an attachment  
Plug and Blade



Between an attachment  
Plug and Flexible cord.



3-7. ABRUPT :

EACH CORD SET OF POWER SUPPLY CORD SHALL BE OF WITHSTANDING ABRUPT STRIKING STEEL YARD WEIGHT 3 LBS ON THE WIRE IN 10 INCH ABRUPT PULL 20 TIMS. CAN NOT BREAKOUT.

3.8. FLAMMABILITY BY VW-1 :

A VERTICAL SPECIMEN OF THE FINISHED WIRE SHALL NOT BE FLAMED LONGER THAN 1 MINUTE. FOLLOWING FIVE 15 SEC. APPLICATION OF FLAME. THE PERIOD BETWEEN APPLICATION IS : (1) 15 SEC. IF THE SPECIMEN FLAMED CEASES WITHIN 15 SEC. OR (2) THE DURATION OF THE SPECIMEN FLAME, IF THE SPECIMEN FLAMED PERSISTE LONGER THAN 15 SEC. THE SPECIMEN SHALL NOT IGNITE COMBUSTIBLE MATERIALS IN IT'S VICINITY OR DAMAGE MORE THAN 25% OF THE INDICATOR GLAG DURING BETWEEN OR AFTER APPLICATION.