

Multilayer Ferrite Chip Bead (High Current)

ACML-0402HC



RoHS/RoHS II Compliant



1.00 x 0.50 x 0.50mm

FEATURES:

- Multilayer monolithic structure yields high reliability
- Unique terminal electrode design ensures high rated current
- High impedance over a wide frequency range

APPLICATIONS:

- Noise suppression for computers and peripheral devices, DVD cameras, LCD TVs, communication equipments, OA equipments, etc.
- Reduces noise in ultra high speed circuits as well

STANDARD SPECIFICATIONS:

Operating Temperature: -55°C ~ +125°C

Storage Temperature: -55°C to +125°C

Part Number ACML-0402HC- Impedance Code	Impedance	Frequency	DC resistance	Rated Current
Units	$\Omega \pm 25\%$	MHz	Ω max	mA max
Symbol	Z	F	R _{DC}	I _R
ACML-0402HC-100	10	100	0.045	2000
ACML-0402HC-300	30	100	0.035	2200
ACML-0402HC-330	33	100	0.035	2200
ACML-0402HC-600	60	100	0.075	1500
ACML-0402HC-800	80	100	0.070	1500
ACML-0402HC-121	120	100	0.090	1300
ACML-0402HC-221	220	100	0.160	900
ACML-0402HC-301	300	100	0.200	600
ACML-0402HC-471	470	100	0.300	500
ACML-0402HC-601	600	100	0.340	500

Test Conditions and Equipments

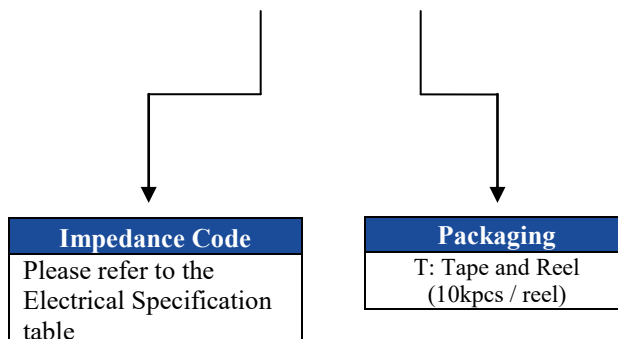
I_R: Rated current applied when the chip surface temperature rise just 40°C against chip surface temperature.
Electric power supplier, Electric current meter, Thermometer.

Z: Impedance Analyzer HP4291 or equivalent, 50mV.

DCR: LCR Meter HP4263A or equivalent

OPTIONS AND PART IDENTIFICATION:


ACML-0402HC- -



Multilayer Ferrite Chip Bead (High Current)

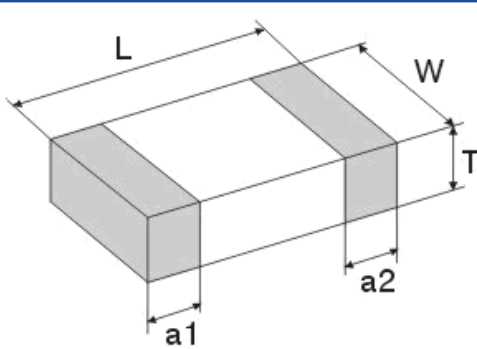
ACML-0402HC

 RoHS/RoHS II Compliant



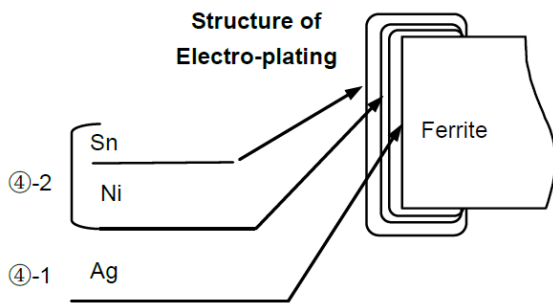
1.00 x 0.50 x 0.50mm

OUTLINE DIMENSIONS:



L	W	T	a1, a2
1.00±0.15	0.50±0.15	0.50±0.15	0.25±0.10

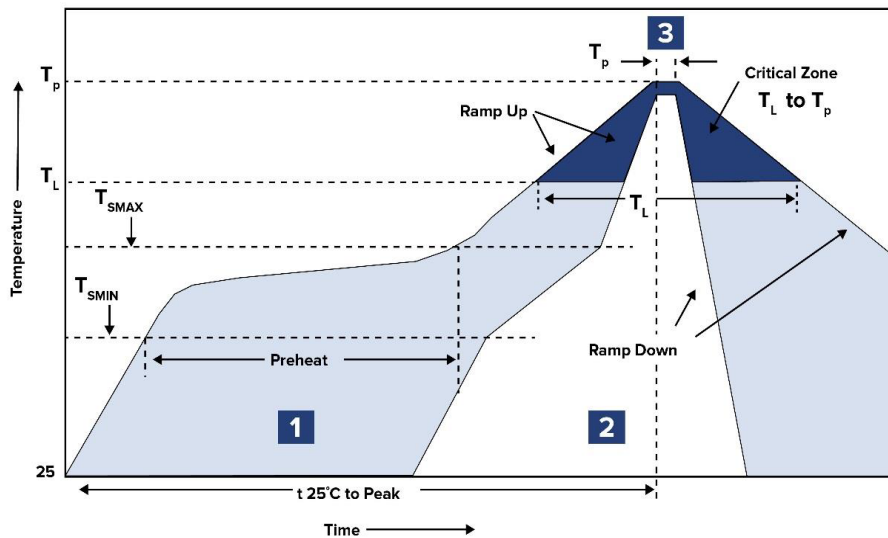
Materials



	Part Name	Material
1	Base Material	Ferrite
2	Internal Conductor	Ag
3	Terminal Electrode	Ag
4	Terminal Electrode	Ni-Sn

Dimension: mm

REFLOW PROFILE



Zone	Description	Temperature	Times
1	Preheat	$T_{SMIN} \sim T_{SMAX}$ 150°C ~ 200°C	60 ~ 120 sec.
2	Reflow	T_L 217°C	60 ~ 90 sec.
3	Peak heat	T_p 260°C	10 sec. Max