

LARGE CURRENT/LOW DCR MULTILAYER CHIP BEAD



1.65 x 0.8 x 0.8mm

ACML-0603U

RoHS
Compliant

FEATURES:

- Suitable for large current applications, current rating up to 6A
- Nickel barrier terminations provide excellent solder heat resistance
- Suitable for flow and reflow soldering
- Other sizes are available

APPLICATIONS:

- Video equipment, audio equipment
- Automotive electrical equipment
- Communication equipment
- OA equipment and other

STANDARD SPECIFICATIONS:

Operating Temperature **Storage Temperature**
 -55°C to +125°C -10°C to +40°C, 70% RH max.

Part Number	Impedance (Ω) ± 25%	Z Test Freq. (MHz)	DCR (mΩ) Max.	Ir (mA) Max.
ACML-0603U-300	30	100	60	1800
ACML-0603U-600	60	100	100	1200
ACML-0603U-101A	100	100	150	1000
ACML-0603U-220	22	100	10	6000
ACML-0603U-700	70	100	20	4000
ACML-0603U-331	330	100	70	1500
ACML-0603U-391	390	100	120	1200
ACML-0603U-471	470	100	120	1200
ACML-0603U-101B	100	100	30	3000
ACML-0603U-181	180	100	50	2000
ACML-0603U-221	220	100	50	2000
ACML-0603U-601	600	100	150	1000

Test Conditions and equipments

DCR: Milliohmmeter-HP4338B or equivalent.

Z: RF Impedance /Material Analyzer-HP4291B or equivalent; Fixture: HP16192A;

Ir: Electric Power, Electric current meter, Thermometer. Ir is direct electric current as chip surface temperature rose by 20°C against chip initial surface temperature (Ta)

Test Frequency: 100MHz, -20dBm or 50mV

Unless specified, test condition should be Temp.=5~35°C, Humidity=45~85%.

PART NUMBER IDENTIFICATION

ACML-0603U- [] - []


Impedance Code
 Please refer to the Table

Packaging
 T: 4kpcs/reel

LARGE CURRENT/LOW DCR MULTILAYER CHIP BEAD

ACML-0603U

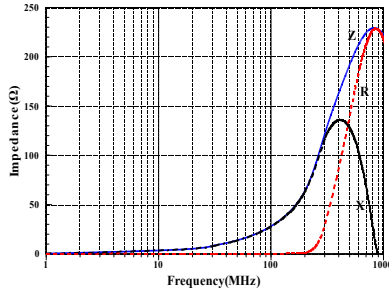
RoHS
Compliant



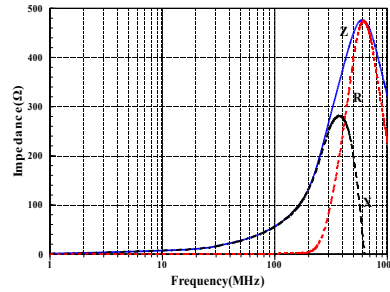
1.65 x 0.8 x 0.8mm

IMPEDANCE FREQUENCY CHARACTERISTICS

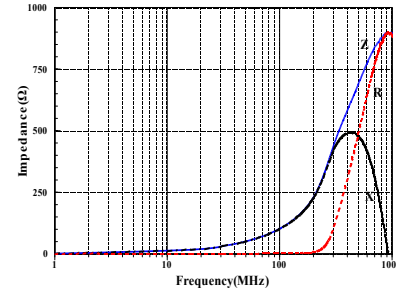
ACML-0603U-300



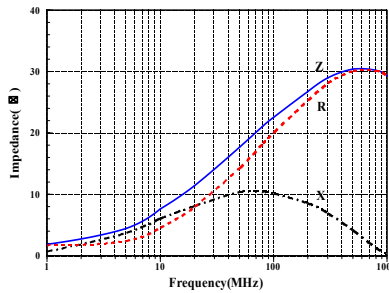
ACML-0603U-600



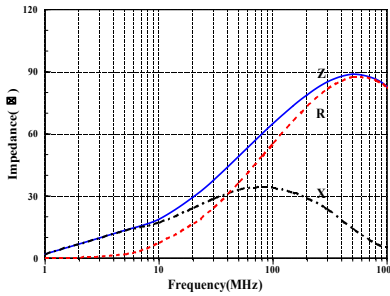
ACML-0603U-101A



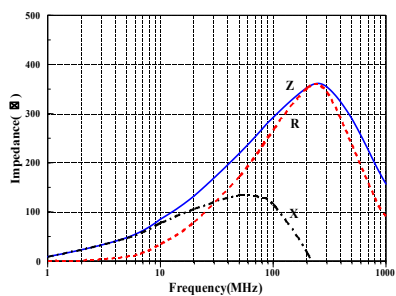
ACML-0603U-220



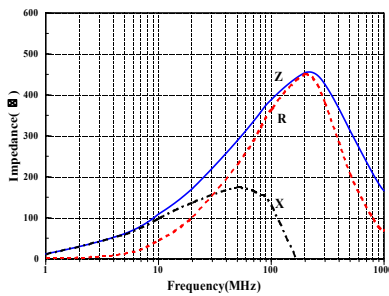
ACML-0603U-700



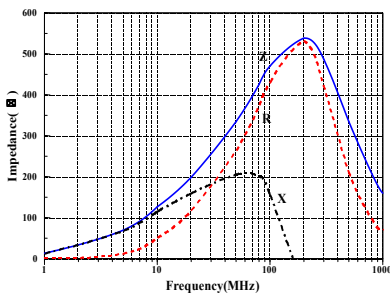
ACML-0603U-331



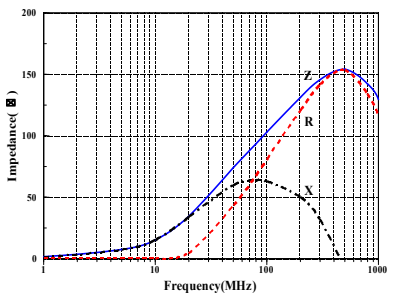
ACML-0603U-391



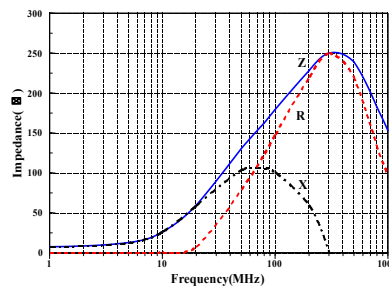
ACML-0603U-471



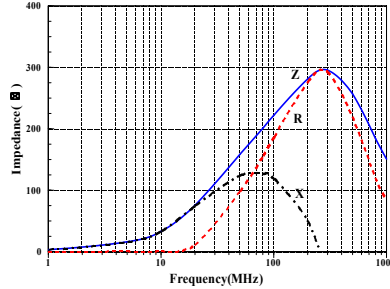
ACML-0603U-101B



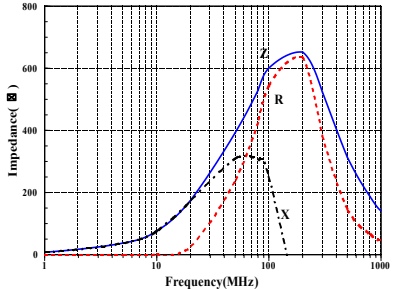
ACML-0603U-181



ACML-0603U-221




ACML-0603U-601



LARGE CURRENT/LOW DCR MULTILAYER CHIP BEAD

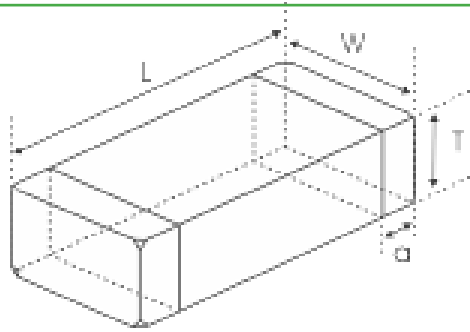
ACML-0603U

RoHS
Compliant



1.65 x 0.8 x 0.8mm

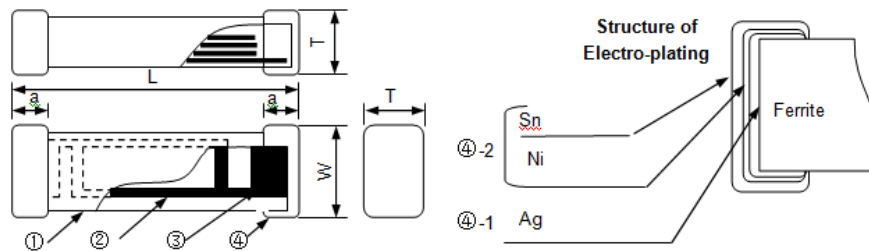
OUTLINE DIMENSIONS



Series	L	W	T	a
ACML-0603U	1.65±0.15	0.80±0.15	0.80±0.15	0.30±0.20

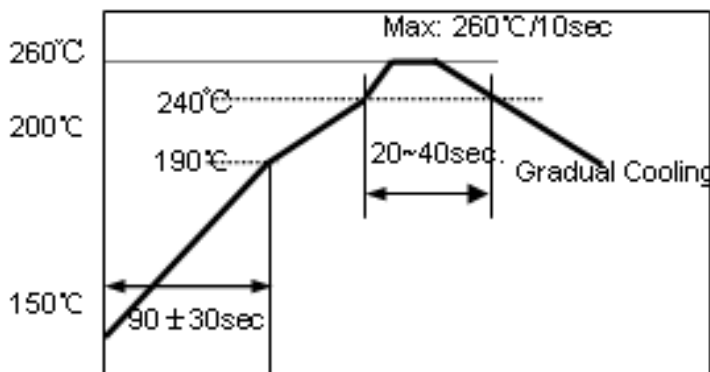
Dimension: mm

Materials



Code	Part Name	Material Name
①	Ferrite Body	Ferrite Powder
②	Inner Coils	Silver Paste
③	Pull-out Electrode (Ag)	Silver Paste
④-1	Terminal Electrode: Inside Ag	Termination Silver Composition
④-2	Electro-Plating: Ni/Sn plating	Plating Chemicals

REFLOW PROFILE



- 1~2 °C /sec. Ramp
- Pre-heating: 150~190 °C /90±30 sec.
- Time above 240 °C: 20~40sec
- Peak temperature: 260 °C Max./10sec.
- Solder paste: Sn/3.0Ag/0.5Cu
- Max.2 times for re-flowing