

SERIES: ACZ11 | **DESCRIPTION:** MECHANICAL INCREMENTAL ENCODER

ELECTRICAL SPECIFICATIONS

parameter	conditions/description	min	typ	max	units
output waveform	square wave				
output signals	A, B phase				
current consumption	10 mA				
output phase difference	T1, T2, T3, T4 \geq 3.5 ms @ 60 rpm (see output waveform)				
supply voltage	5 V dc max.				
output resolution	12, 15, 20, 30 ppr				
switch rating	12 V dc, 50 mA (ACZ11BRXE models only)				
insulation resistance	300 V dc, 100 M Ω				
withstand voltage	300 V ac				

MECHANICAL SPECIFICATIONS

parameter	conditions/description	min	typ	max	units
shaft load	axial			8	kgf
rotational torque	with detent click without detent click	60 60	140 80	220 100	gf·cm gf·cm
push switch operational force	[ACZ11BRXE models only]	300		900	gf·cm
push switch life	[ACZ11BRXE models only]			50,000	cycles
rotational life				30,000	cycles

ENVIRONMENTAL SPECIFICATIONS

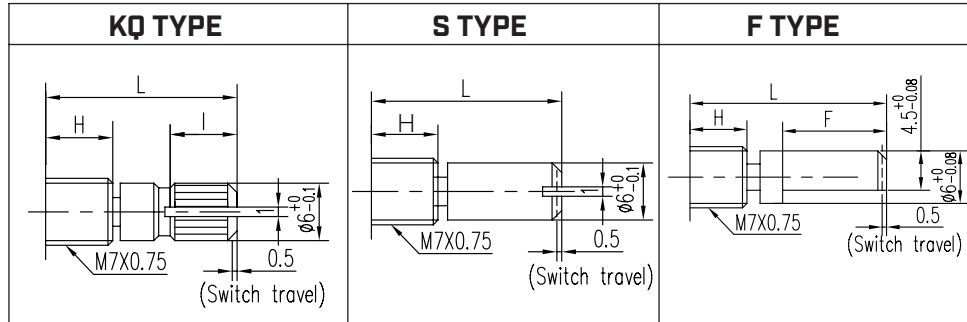
parameter	conditions/description	min	typ	max	units
operating temperature		-10		65	$^{\circ}$ C
storage temperature		-40		75	$^{\circ}$ C
humidity		85			% RH
vibration	0.75 mm max. travel for 2 hours	10		55	Hz

PART NUMBER KEY



Replacement Hardware:
M7x0.75 Nut: 071-0068R
Washer: 071-0069R

SHAFT OPTIONS (VERSIONS WITH SWITCH)



H=5

	15KQ	20KQ	25KQ
L	15	20	25
I	6	8.5	12

H=5

	15S	20S	25S
L	15	20	25

H=5

	15F	20F	25F
L	15	20	25
F	8	10	12

H=7

	15KQ	20KQ	25KQ
L	15	20	25
I	5	8.5	10

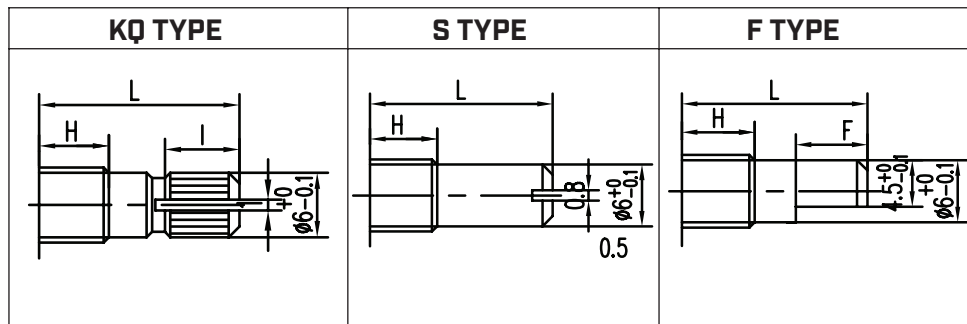
H=7

	15S	20S	25S
L	15	20	25

H=7

	15F	20F	25F
L	15	20	25
F	8	10	12

SHAFT OPTIONS (VERSIONS WITHOUT SWITCH)



H=5

	15KQ	20KQ	25KQ
L	15	20	25
I	7	10	12

H=5

	15S	20S	25S
L	15	20	25

H=5

	15F	20F	25F
L	15	20	25
F	8	10	12

H=7

	15KQ	20KQ	25KQ
L	15	20	25
I	5	10	10

H=7

	15S	20S	25S
L	15	20	25

H=7

	15F	20F	25F
L	15	20	25
F	8	10	12

OUTPUT WAVEFORM



CW direction (@ 60 rpm)

DETENT POSITIONS

Model 12C & 20C



CW direction →

Model 15P30C



CW direction →

SLIDING NOISE

$t =$ Masking time to avoid chatter (5mS) $V_1 = V_2 = 1V$ max.



SUGGESTED FILTER

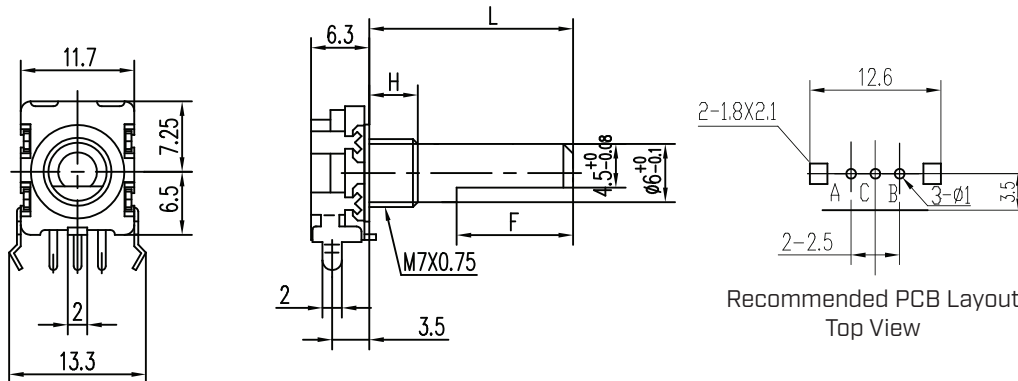


$R_1, R_2, R_3, R_4 = 10k\Omega$
 $C_1, C_2 = 0.01\mu F$

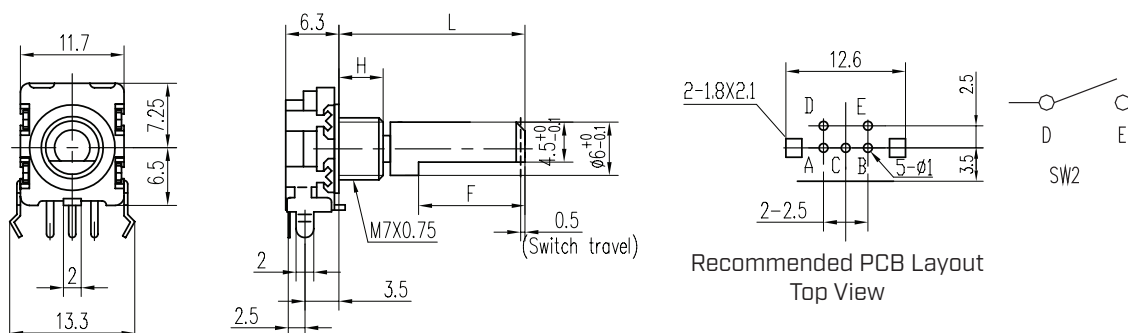
MECHANICAL DRAWING (HORIZONTAL)

units: mm
 tolerance:
 $X \leq 10$: ± 0.3 mm
 $10 < X \leq 30$: ± 0.5 mm
 Unless otherwise noted

ACZ11NBRXE



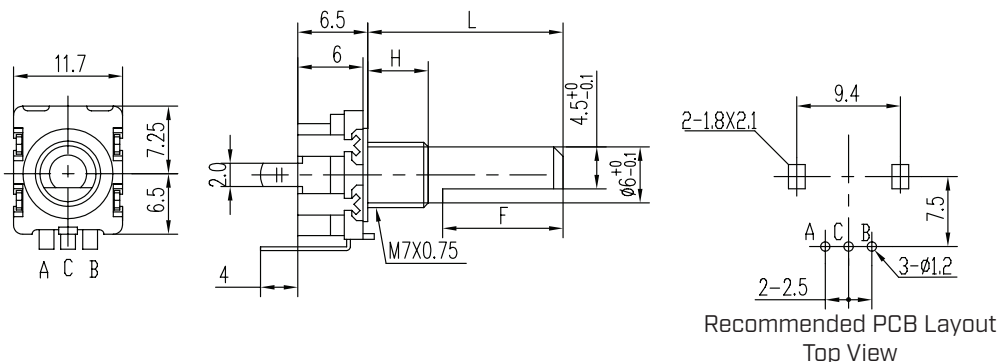
ACZ11BRXE



MECHANICAL DRAWING (VERTICAL)

units: mm
 tolerance:
 $X \leq 10$: ± 0.3 mm
 $10 < X \leq 30$: ± 0.5 mm
 Unless otherwise noted

ACZ11NBRXE



ACZ11BRXE

