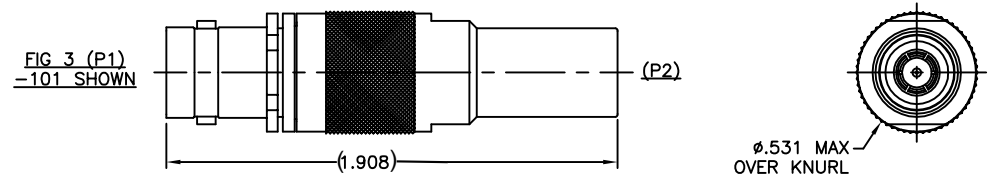
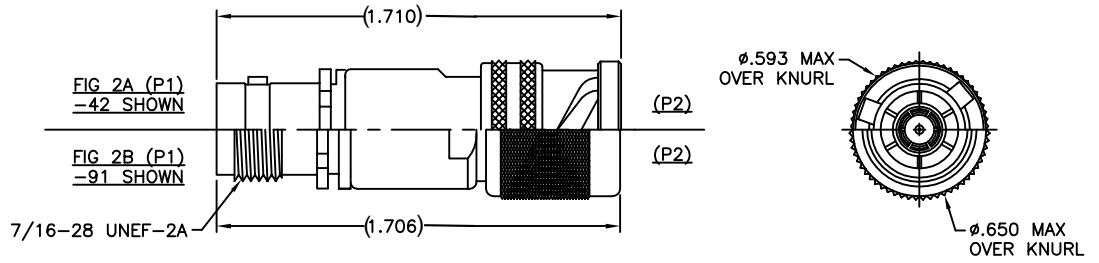
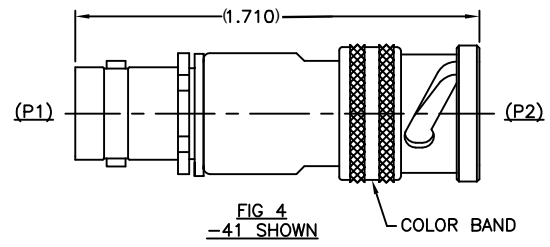
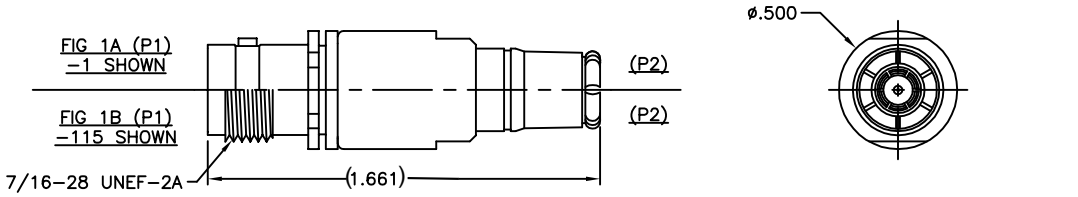


THE INFORMATION CONTAINED HEREIN IS THE PROPERTY OF EMERSON NETWORK POWER, RECEIPT, POSSESSION OR TRANSMITTAL OF THIS DRAWING DOES NOT LICENSE OR IMPLY ANY RIGHT TO USE, SELL, PROTOTYPE OR MANUFACTURE FROM THIS INFORMATION. NO REPRODUCTIONS OR PUBLICATION OF THIS INFORMATION, IN WHOLE OR IN PART, SHALL BE MADE WITHOUT WRITTEN AUTHORIZATION FROM EMERSON NETWORK POWER.

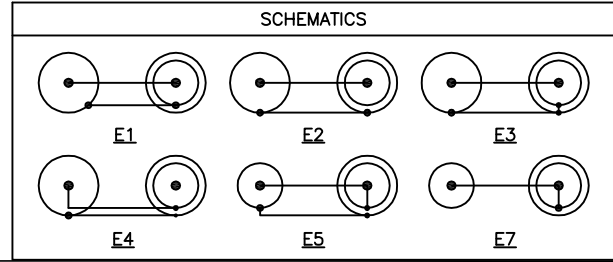
P2 CONN TYPE	FIG NO	P1 CONN TYPE																													
		BJ20					UBJ20					BJ40					UBJ40					BJ120									
		SCHEMATICS																													
		E1	E2	E3	E4	E5	E7	E1	E2	E3	E4	E5	E7	E1	E2	E3	E4	E5	E7	E1	E2	E3	E4	E5	E7	E1	E2	E3	E4	E5	E7
DASH NUMBERS																															
PL73	1A/B	-1	-2	-3	-4	-5	-121	-6	-7	-8	-9	-10	-127	-11	-12	-13	-14	-15	-133	-16	-17	-18	-19	-20	-139						
PL74	2A	-21	-22	-23	-24	-25	-122	-26	-27	-28	-29	-30	-128	-31	-32	-33	-34	-35	-134	-36	-37	-38	-39	-40	-140						
PL75	4	-41	-42	-43	-44	-45	-123	-46	-47	-48	-49	-50	-129	-51	-52	-53	-54	-55	-135	-56	-57	-58	-59	-60	-141	-225	-226	-227	-228	-229	-230
PL75FL	2A	-61	-62	-63	-64	-65	-124	-66	-67	-68	-69	-70	-130	-71	-72	-73	-74	-75	-136	-76	-77	-78	-79	-80	-142						
PL375	2B	-81	-82	-83	-84	-85	-125	-86	-87	-88	-89	-90	-131	-91	-92	-93	-94	-95	-137	-96	-97	-98	-99	-100	-143						
PL71	3	-101	-102	-103	-104	-105	-126	-106	-107	-108	-109	-110	-132	-111	-112	-113	-114	-115	-138	-116	-117	-118	-119	-120	-144						
PL74RG	2A	-221		-193				-222		-194			-223		-195				-224		-196										
PL75RG	4	-197	-198	-199	-200	-201	-202	-203	-204	-205	-206	-207	-208	-209	-210	-211	-212	-213	-214	-215	-216	-217	-218	-219	-220						

REVISIONS			
REV	DESCRIPTION	DATE	APPROVED
T	ECO 16871	4/1/09	L. MEIER
U	ECO 53946	1/9/12	C. MONAHAN
V	ECO 55770	7/27/15	C. MONAHAN

KEY LETTER	A'	B'	C'	COLOR BAND
NONE	120	120	120	NONE
S	135	135	90	WHITE
T	100	150	110	RED
U	120	130	110	ORANGE
V	115	130	115	YELLOW
W	125	110	125	GREEN
X	130	100	130	BLUE
Y	110	140	110	VIOLET
Z	100	160	100	GRAY



- SEE TABLE 1 FOR POLARIZATION LETTER CODE.
- EXAMPLE OF COMPLETE MODEL NUMBER:
AD - U BJ20 - E1 - PL75 RG X
ADAPTER U=75 OHMS (P1)CONN TYPE SCHEMATIC POLARIZATION LETTER CODE; OMIT FOR NONE REVERSE GENDER; (P2) CONN TYPE
- EXAMPLE OF COMPLETE PART NUMBER:
12-20-1 X
BASIC P/N POLARIZATION LETTER CODE; OMIT FOR NONE DASH NUMBER



UNLESS OTHERWISE SPECIFIED DIMENSIONS ARE IN INCHES
TOLERANCES ARE:
FRACTIONS .XX ± .005
DECIMALS .XXX ± .005
ANGLES .0001 ±

Connectivity Solutions
EMERSON Network Power

ADAPTER: FEMALE BNC/TNC SERIES TO MALE "70" SERIES

SIGNATURES	DATE	SCALE	CAGE CODE	DWG NO.	REV
DRAWN BY C. WALLACE	2/6/12	C	14949	12-20	V
CHECKED BY C. MONAHAN	2/7/12				
APPROVED BY C. MONAHAN	2/7/12				
START DATE	12/16/86	SHEET 1 OF 2			

- BETWEEN SERIES ADAPTER, 50 & 75 OHM BNC / TNC SERIES JACK TO PLUG.
- FINISH: TFS-1A (NICKEL)