

50 Ω OPTIMIZED ADAPTORS

SPECIFICATIONS

For complete specifications and recommended PCB layouts see www.samtec.com?ADP5

Shell Material:

Brass

Contact Material:

BeCu, Copper Alloy, Phosphor Bronze, or Brass

Impedance:

50 Ω

Frequency Range:

0-6 GHz

Insulator Resistance:

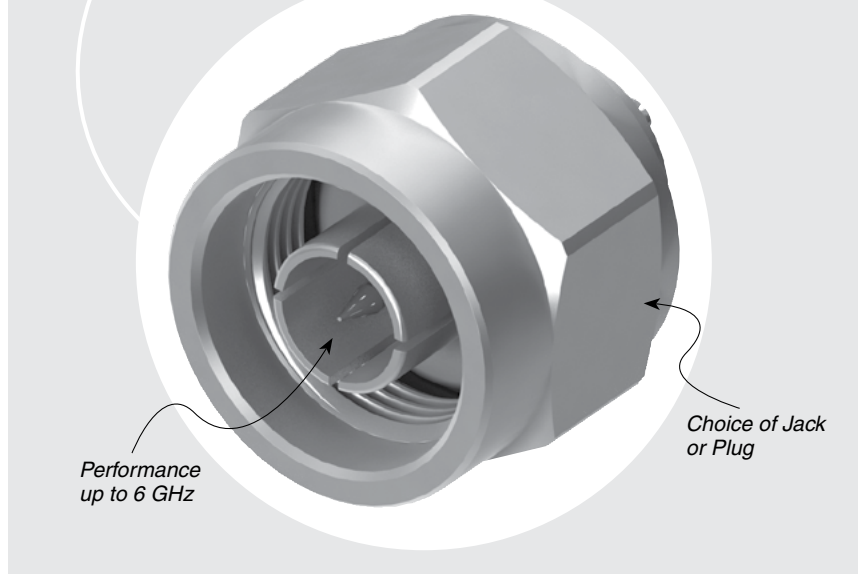
5,000 mΩ min.

Operating Temp Range:

-50 °C to +165 °C

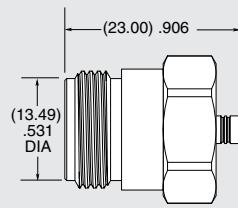
Mates with:

RF174, RF316, RF178, RF058, GRF1H-C

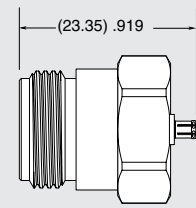


N TYPE TO MMCXV

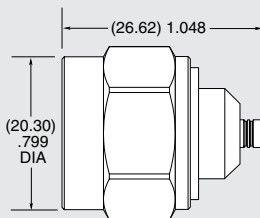
| ADP5 ADAPTOR | PART NUMBER |
|--|------------------|
| N Type Jack to MMCXV Jack | ADP5-06SJ2-V3SJ1 |
| N Type Jack to MMCXV Plug | ADP5-06SJ2-V3SP1 |
| N Type Plug to MMCXV Jack | ADP5-06SP2-V3SJ1 |
| N Type Plug to MMCXV Plug | ADP5-06SP2-V3SP1 |
| Plating: N Type jack/plug = 30 μ" (0.76 μm) Gold center contact, 100 μ" (2.54 μm) Nickel outer contact MMCXV jack/plug = 30 μ" (0.76 μm) Gold center contact, Gold flash outer contact | |



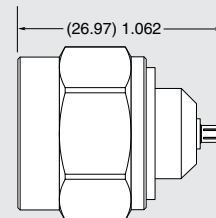
ADP5-06SJ2-V3SJ1



ADP5-06SJ2-V3SP1



ADP5-06SP2-V3SJ1



ADP5-06SP2-V3SP1

Due to technical progress, all designs, specifications and components are subject to change without notice.