

# 915 MHz External Whip Antenna



AEACAQ190012-S915



190.0 x Ø12.9 mm  
RoHS/RoHS II Compliant

MSL = N/A: NOT APPLICABLE

## FEATURES

- Gain of 3.5dBi
- 10W input power
- VSWR  $\leq$  2.5
- 915 MHz bandwidth
- 190 x 12.9 mm form factor

## APPLICATIONS

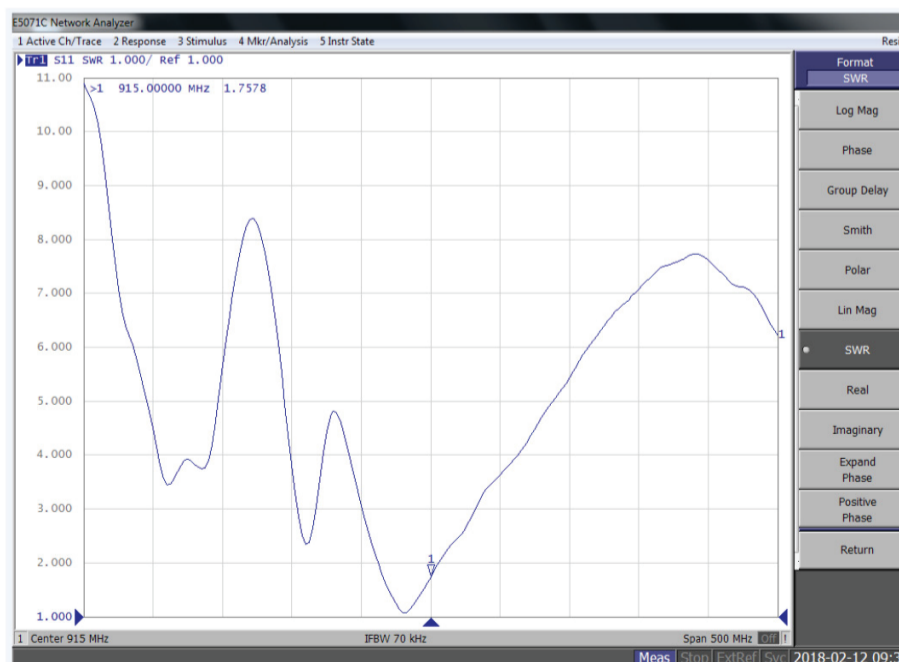
- LPWA
- LoRA
- Sigfox
- ISM Applications
- Remote monitoring
- Network devices
- Smart buildings
- Smart cities
- M2M
- Agriculture / Environment
- Consumer tracking

## ELECTRICAL SPECIFICATIONS

Parameters	Min.	Typ.	Max.	Units	Note
Frequency Range		915		MHz	
Bandwidth		CF $\pm$ 8MHz			
VSWR			2.5		
Polarization Model	Linear				
Impedance		50		$\Omega$	
Gain		3.5		dBi	
Operating Temperature	-40		+85	$^{\circ}$ C	
Input Power			10	W	

## RETURN - LOSS CHARACTERISTICS

### S11 Return-Loss



# 915 MHz External Whip Antenna



AEACAQ190012-S915



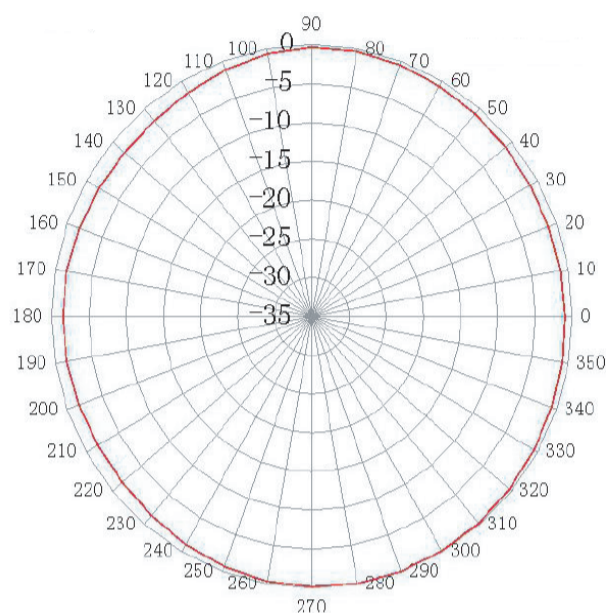
190.0 x Ø12.9 mm  
RoHS/RoHS II Compliant

MSL = N/A: NOT APPLICABLE

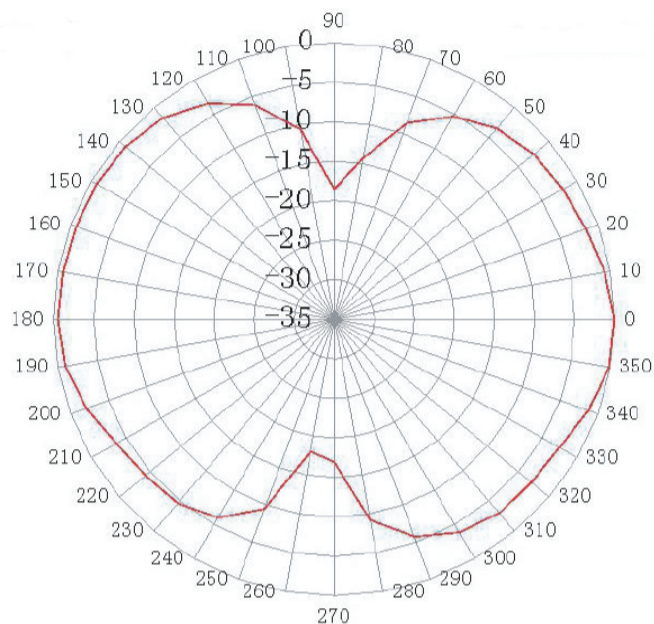
## RADIATION PATTERNS

### Antenna 2D Patterns

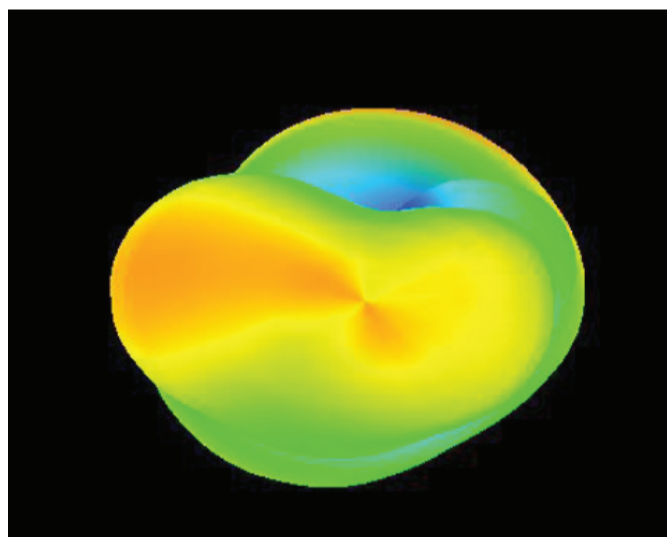
Horizontal Plane



Vertical Plane



Antenna 3D Pattern  
915 MHz



Frequency (MHz)	915
Peak Gain (dBi)	3.50
Efficiency (%)	66