

HEDL-550x/554x, HEDL-560x/564x, HEDL-9000/9100, HEDL-9040/9140/ 92xx Encoder Line Drivers



Data Sheet



Description

Line Drivers are available for the HEDS-55xx/56xx series and the HEDS-9000/9100/9200/9040/9140 series encoders. The line driver offers enhanced performance when the encoder is used in noisy environments, or when it is required to drive long distances.

The encoder line driver utilizes an industry standard line driver IC, AM26C31Q, which provides complementary outputs for each encoder channel. Thus, the output of the line driver encoder is A, \bar{A} , B, \bar{B} and I/ \bar{I} for three channel versions. Suggested line receivers are 26LS32 and 26LS33.

For additional information, please refer to:

HEDS-5500/5540/5600/5640 data sheet,

HEDS-90x0/91x0/92x0 data sheets,

HEDS-9000 series extended resolution data sheet, and AM26C31Q data sheet.

Features

- Available on Both Encoder Modules (HEDS-9000 Series) and Encoder Kit Housing (HEDS-5500 Series)
- Complementary Outputs
- Industry Standard Line Driver IC
- Single 5 V Supply
- Onboard Bypass Capacitor

Note: Avago Technologies encoders are not recommended for use in safety critical applications. Eg. ABS braking systems, power steering, life support systems and critical care medical equipment. Please contact sales representative if more clarification is needed.

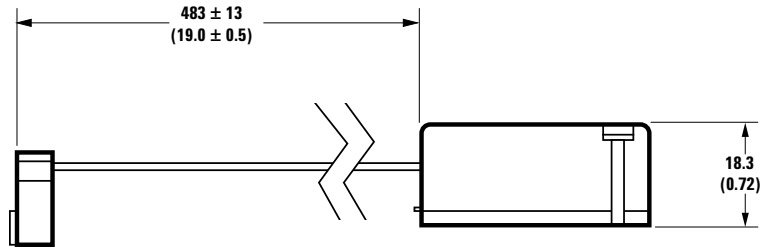
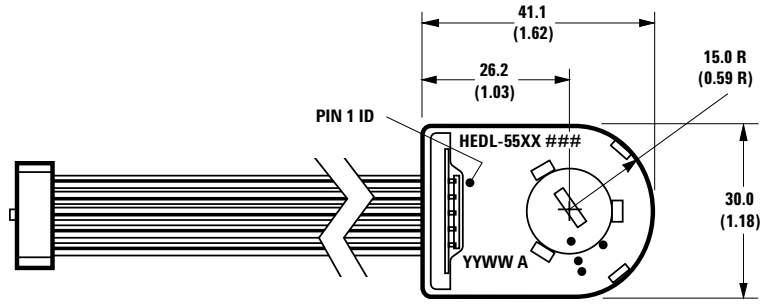
Device Characteristics

| Parameter | Characteristic | Notes |
|-----------------------------|---|--|
| Termination | 10 conductor ribbon cable with 10 position IDC connector | See pinout |
| Electrical Outputs | Complementary outputs: A, \bar{A} , B, \bar{B} , I, \bar{I} | I and \bar{I} available only on three channel encoders |
| Line Driver Components | AM26C31Q line driver IC, decoupling capacitor on PC board. | |
| Operating Temperature Range | -40°C to 100° C | 100° C Series |
| Storage Temperature | -40°C to 100° C | 100° C Series |

ESD WARNING: NORMAL HANDLING PRECAUTIONS SHOULD BE TAKEN TO AVOID STATIC DISCHARGE.

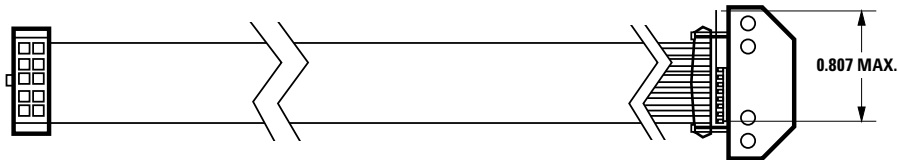
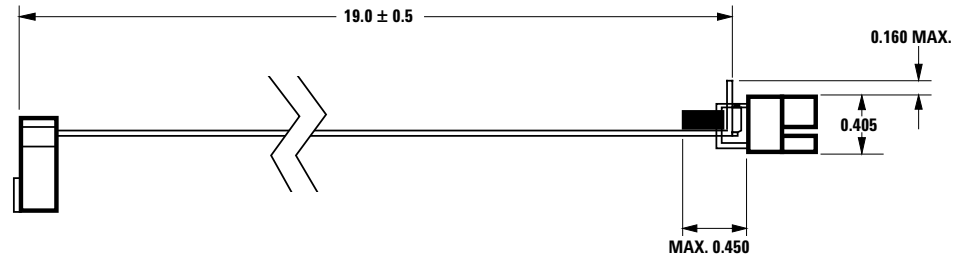
Line Driver Package Dimensions

For Detailed Dimensions on encoder packages, please refer to the respective data sheets.



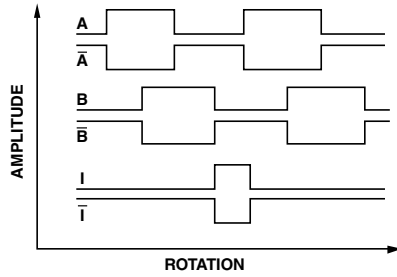
HEDL-550X/554X/560X/564X

NOTE: DIMENSIONS IN MILLIMETERS (INCHES)

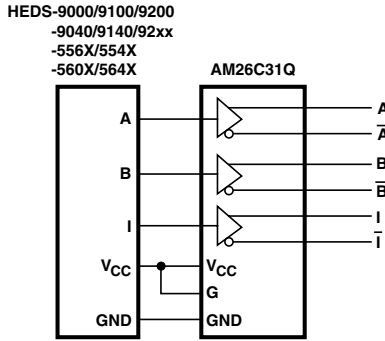


HEDL-9000/9100/9200/9040/9140

Waveforms



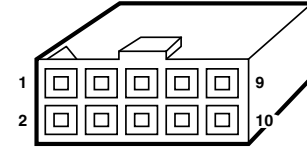
Block Diagram



Pinouts

10-PIN CONNECTOR

| NO. | COLOR | PARAMETER |
|-----|--------|-------------------------|
| 1 | BROWN | NC |
| 2 | RED | V _{CC} (+ 5 V) |
| 3 | ORANGE | GND |
| 4 | YELLOW | NC |
| 5 | GREEN | A̅ |
| 6 | BLUE | A |
| 7 | VIOLET | B̅ |
| 8 | GREY | B |
| 9 | WHITE | I̅ (INDEX) |
| 10 | BLACK | I (INDEX) |



10 POSITION IDC CONNECTOR
CENTER POLARIZED.

Note: I̅ only available on three channel encoders.

Line Driver Base Parts Available:

| 100°C Line Driver Base Part | Channels | Refer to the following encoder data sheet for additional information and option codes (XXX = resolution and/or shaft size) |
|--------------------------------|----------|--|
| HEDL-5500#XXX | A, B | HEDS-5500#XXX |
| HEDL-5505#XXX | A, B | HEDS-5505#XXX |
| HEDL-5540#XXX | A, B, I | HEDS-5540#XXX |
| HEDL-5600#XXX | A, B | HEDS-5600#XXX |
| HEDL-5605#XXX | A, B | HEDS-5605#XXX |
| HEDL-5640#XXX | A, B, I | HEDS-5640#XXX |
| HEDL-5645#XXX | A, B, I | HEDS-5645#XXX |
| HEDL-9000#XXX | A, B | HEDS-9000#XXX |
| HEDL-9040#XXX | A, B, I | HEDS-9040#XXX |
| HEDL-9100#XXX | A, B | HEDS-9100#XXX |
| HEDL-9140#XXX | A, B, I | HEDS-9140#XXX |