

AF Series

IEC Inlet Single Phase EMI Filters



The Ohmite AF series range of IEC Inlet type filters come in three designs. They are available with a fuse and switch and are designed to suppress undesirable electrical disturbances in Power Lines. They limit the amplitude of interfering voltages on AC power lines and prevent them from propagating into or out of the filtered equipment.



FEATURES

- Integral IEC Connector
- Excellent performance/size ratio
- Single/Double Fuse Option
- Rated current up to 15 A
- Snap-in or Screw Mount
- High Conducted attenuation performance
- Double Pole/Single Throw Switch
- Medical versions available

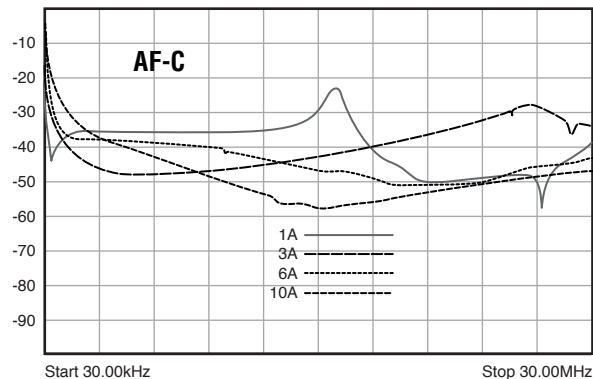
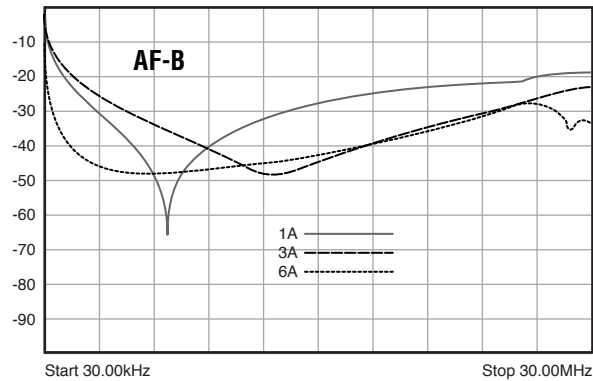
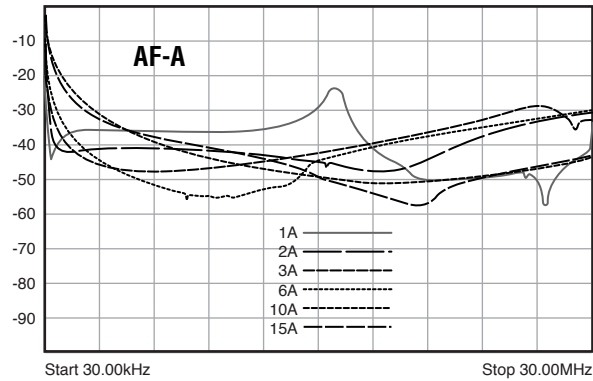
APPLICATIONS

- Electrical & Electronic Equipment
- Testing & Measurement Equipment
- Household equipment
- Rack mounting equipment
- Power Systems
- Frequency converters
- Stepper motor drives
- UPS/Inverters

CHARACTERISTICS

Max. Cont. Oper. Voltage	250VAC
Operating Frequency	50/60Hz
Current ratings	AF-A: 1A to 15A @40°C, AF-B: 1A to 6A @40°C; AF-C: 1A to 10A @40°C
High Potential test voltage	L to G 2120VDC for 1 Minute; L to L 1414VDC for 1 Minute
Overload Capability	135% of Rated current for 15 min.
Design	corresponding to UL60939-3, CSA 22.2 No.8-13 and IEC 60939
Flammability	corresponding to UL 94 V-0
Temperature range	-25°C to +85°C
Climatic Category	25/85/21
Enclosure Material	AF-A and B: Aluminium; AF-C: CRCA
Termination	Fastons 6.3 X 0.8mm
Leakage Current	0.34 mA @250VAC

INSERTION LOSS



(continued)

AF Series

IEC Inlet Single Phase EMI Filters

DIMENSIONS

All dimensions in mm; Tolerances according to ISO2768-m

