

AIMB-287

Intel® Core™ i9/i7/i5/i3 LGA 1200
Mini-ITX with HDMI/eDP, 4 COM,
Dual LAN, M.2, DDR4, DC Input

NEW




Features

- Supports Intel® 10th Gen Core™ i processor (LGA1200) with Intel H420E chipset
- Two 260-pin SO-DIMM up to 64GB DDR4 2933 MHz SDRAM
- Supports dual display of HDMI 1.4/ HDMI 2.0/eDP
- Supports 1 M.2 M key & 1 M.2 E key, 6 USB 3.0 & 2 USB 2.0 and 2 SATA III
- Supports 12V~24V
- Supports TPM 2.0
- Supports WISE-PaaS/DeviceOn and Embedded Software APIs

Software APIs:



Utilities:

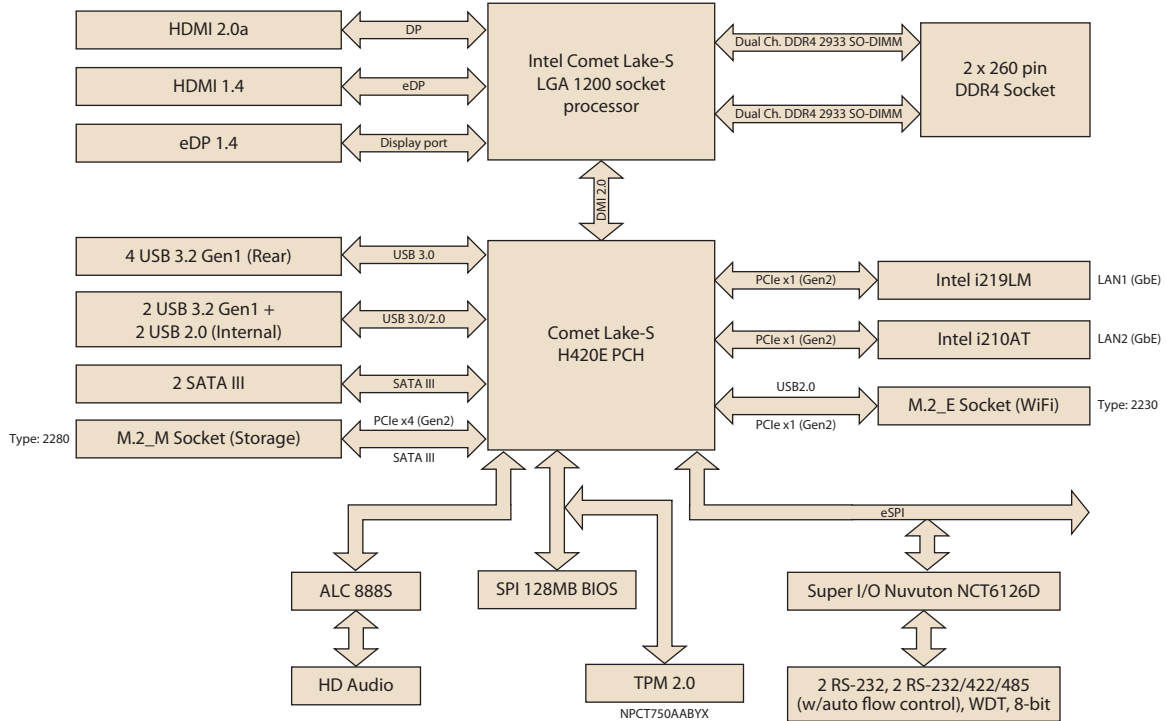


WISE-DeviceOn CE FC RoHS

Specifications

	CPU	i9-10900E/i9-10900TE	i7-10700E/i7-10700TE	i5-10500E/i5-10500TE	i3-10100E/i3-10100TE	G6400E/G6400TE	G5900E/G5900TE	
Processor System	Core Number	10/10	8/8	6/6	4/4	2/2	2/2	
	Max Speed	2.8GHz/ 1.8GHz	2.9GHz/ 2.0GHz	3.1GHz/ 2.3GHz	3.2GHz/ 2.3GHz	3.8GHz/ 3.2GHz	3.2GHz/ 3.0GHz	
	SmartCache	20MB/20MB	16MB/16MB	12MB/12MB	6MB/6MB	2MB/2MB	2MB/2MB	
	TDP	65W/35W	65W/35W	65W/35W	65W/35W	58W/35W	58W/35W	
	Chipset	H420E						
	BIOS	AMI EFI 256 Mbit SPI						
Expansion Slot	M.2	1 x M key for SSD and 3G/4G (Type: 2280; NVMe supported) 1 x E key for wireless (Type: 2230mm)						
Memory	Technology	Dual Channel DDR4 2933 MHz SDRAM						
	Max. Capacity	64GB (up to 32GB per SO-DIMM)						
	Socket	2 x 260 PIN DDR4 SO-DIMM (Non-ECC)						
Graphics	Controller	Intel HD Graphics						
	HDMI 1.4	Yes, supports max. resolution 4096 x 2160 @ 24 Hz						
	eDP	Yes, with internal pin header, supports max. resolution 4096 x 2304 @ 60 Hz						
	HDMI 2.0	Yes, supports max. resolution 4096 x 2160 @ 60 Hz						
Ethernet	Dual Display	Dual HDMI, HDMI 1.4 + eDP, HDMI 2.0 +eDP						
	Interface	10/100/1000 Mbps						
	Controller	GbE LAN1: Intel i219LM GbE LAN2: Intel i210AT						
SATA	Connector	RJ-45 x 2						
	Max Data Transfer Rate	600 MB/s (SATA 3.0)						
Rear I/O	Channel	2 (SATA III)						
	HDMI 1.4	1						
	HDMI 2.0	1						
	Ethernet	2						
	USB	4 USB 3.2 (Gen1)						
	Audio	1 (Line in/Line out/Mic in program able)						
Internal Connector	DC Jack	1						
	USB	2 USB3.2 Gen1 / 2 USB2.0						
	eDP/inverter	1						
	Serial	4 (2 BOM option RS232/422/485, 2 RS 232)						
	SATA	2 (SATA 3.0)						
	M.2	1 x M key for SSD, Type: 2280mm; 1 x E key for wireless, Type: 2230mm						
	IrDA	-						
Watchdog Timer	GPIO	8-bit						
	Output	System reset						
Power Requirements	Interval	Programmable 1 ~ 255 sec/min						
	Input power	12~24V DC Input						
Environment	Operating					Non-Operating		
	Temperature	0 ~ 60° C (32 ~ 140° F), depends on CPU speed and cooler solution				-40 ~ 85° C (-40 ~ 185° F)		
Physical Characteristics	Dimensions	170 mm x 170 mm (6.69" x 6.69")						

Block Diagram



Ordering Information

P/N	Chipset	HDMI 2.0	eDP	HDMI 1.4	GbE LAN	COM	SATAIII	USB3.0/2.0	M.2 M key	M.2 E key	TPM2.0	AMP	ESD level 4 IO BKT	Rugged CPU Plate
AIMB-287FL-00A1E	H420E	1	1	1	2	4	2	6/2	1	1	1	1	Y	Y
AIMB-287G2-00A1E	H420E	1	1	1	2	4	2	6/2	1	1	(1)	(1)	N	N

*) BOM options available on MP version.

Packing List

Part Number	Description	Quantity
1700003194	SATA HDD cable	1
1700018785	SATA power cable (1 port, 25cm)	1
1700031130-02	1-to-2 serial port cable, 22cm	1
1960100521T001	I/O port bracket	1
2046028700	Startup manual	1
1700023082-11	ATX 2*10P to 1*3P-2.0 25cm cable	1

Optional Chassis

Part Number	Description
AIMB-B2000-00YE	Mini-ITX chassis (Optional external AC-DC upto 150W Adaptor)

I/O View



Optional Accessories

Part Number	Description
1700031300-01	M cable USB-A 4P(F)*2/2*5P-2.0 30cm (B2000)
1700029719-01	M cable USB-A 9P(F)*2/2*10P-2.0 30CM (B2000)
1700031130-02	1-to-2 serial port cable, 22cm (B2000)
1960100521T011	IO BRACKET FOR AIMB-287 w/gasket (level 4 IO bracket for B2000)
1960053207N001	LGA1150 CPU cooler for CPU TDP ≤ 65W, 92.9 (W) x 92.9 (L) x 46 (H) mm
1960060732N001	LGA1150 CPU cooler for CPU TDP ≤ 45W, 80 (W) x 80 (L) x 32.2 (H) mm
1960047669N001	C.L R3 I-LGA1156 S-95W 12V0.4A 95.0 x 95.0 x 69.37mm
96PSA-A150W12W7-3	ADP A/D 100-240V 150W 12V LOCKABLE DC JACK 62368

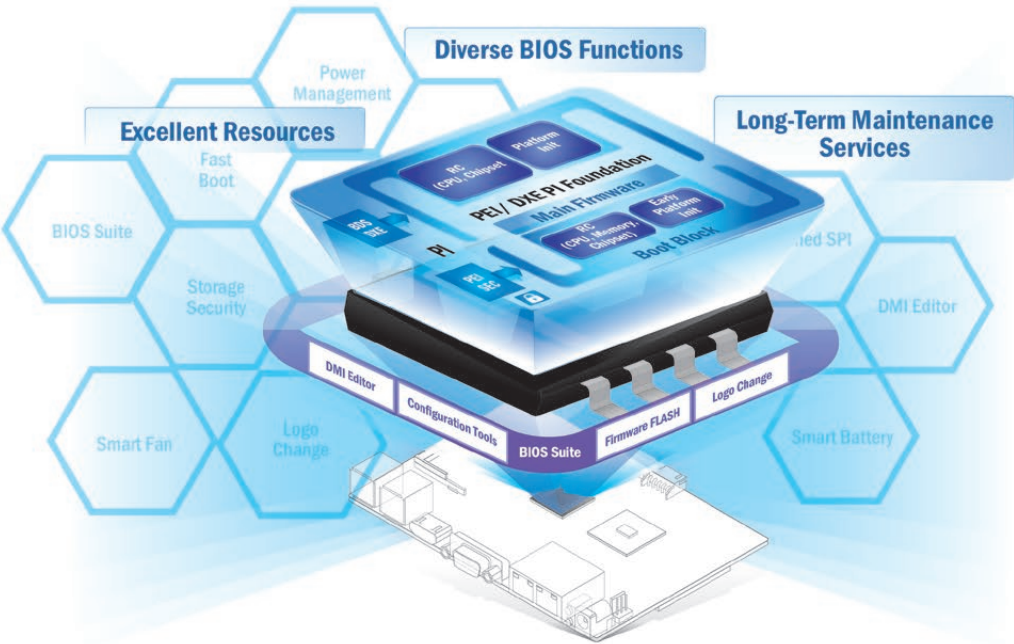
Embedded OS/API

OS/API	Part No.	968 P/N	Description
Windows 10	20706WX9ES0132	968QW19ELE	img W10 19EL AIMB-287 64b 1809 ENU
Windows 10	20706WX9HS0118	968QW19HLE	mg W10 19HL AIMB-287 64b 1809 ENU
Windows 10	20706WX9VS0122	968QW19VLE	img W10 19VL AIMB-287 64b 1809 ENU

Reliable Embedded BIOS Solutions

Custom BIOS services with long-term support

Advantech's high-quality embedded BIOS solutions deliver rapid execution and feature expert BIOS team support. These solutions feature multi-functional designs that ensure security and enable power/boot management. Advantech further provides 10+ years of BIOS version management, internal management, and longevity support for both hardware and BIOS — enhancing application efficiency, diversifying functionality, and optimizing performance.



Embedded BIOS Solution Advantages

Sufficient Sources

- Strong partnership with BIOS vendors
- 50+ engineers with extensive industrial BIOS experience

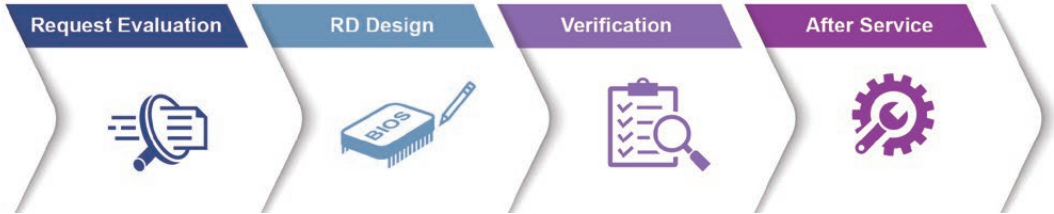
Diverse BIOS Functions

- Multi-layer security
- 3 second fast boot
- Power management
- BIOS suite utility

Long-Term Maintenance Services

- Platform longevity support
- 10-year BIOS version control
- BIOS remote backup

Value-Added Customization Process



WISE-DeviceOn

Massive IoT Device Management Utility

IoT deployment and management typically involves numerous disparate devices installed on multiple sites. These devices require effective monitoring, managing, and tracking. Advantech's easy-to-use WISE-DeviceOn interface enables users to remotely monitor device health, troubleshoot problems, and send software/firmware updates over-the-air (OTA). In sum, DeviceOn empowers quick real-time responsiveness to emerging problems.



Features

Comprehensive Management	Remote Access	Efficient Operations
<ul style="list-style-type: none">• Devices status• Peripherals/firmware• Open for extension	<ul style="list-style-type: none">• Real-time monitoring• Remote controls• Troubleshooting	<ul style="list-style-type: none">• Zero-touch on-boarding• OTA updates• Batch control

Product Highlights

- **SOM-6883**
High-performance 11th Gen Intel[®] COMe Type 6 Module
- **MIO-5375**
Compact 11th Gen Intel[®] Outdoor Focused 3.5" SBC
- **EPC-B5587**
10th Gen Intel[®] Xeon[®] based Edge server
- **EPC-R3220**
Arm based IoT Edge Gateway

Edge AI Suite

AI development for diverse application at the Edge

Increasing demand for AI inference/analytic capabilities at the Edge make AI training models, software development environments, and hardware configuration key factors in successful solution deployment. Advantech's Edge AI Suite helps users build AI demo devices quickly and choose optimal hardware solutions easily.



5x Performance Boost	All-in-one Installation	One Click AI Experience	Plug-and-play Environment	Discover Cost-effective Hardware
<ul style="list-style-type: none"> Integrated Intel® OpenVINO™ technology Boost AI using Advantech hardware 	<ul style="list-style-type: none"> Build AI environment in under 5 minutes Ready-to-use configuration 	<ul style="list-style-type: none"> User friendly configuration guidance One-click Benchmark acquisition 	<ul style="list-style-type: none"> Easy access to 100+ AI inference extensions Software development package available 	<ul style="list-style-type: none"> Diverse CPU/RAM options Find hardware solutions for AI development