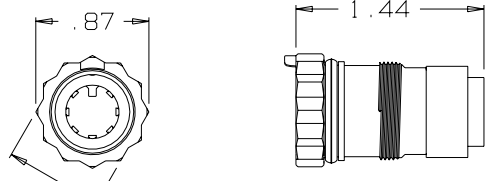
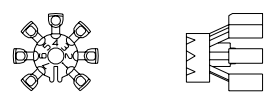


B AJ-107XLS

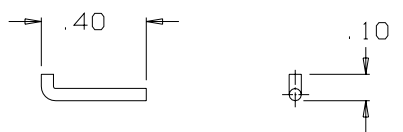


.75 ACROSS FLATS
SEE NOTE 2

AJ-107-29
JACK BODY ASSEMBLY
(1 REQ'D)

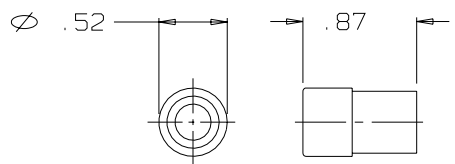
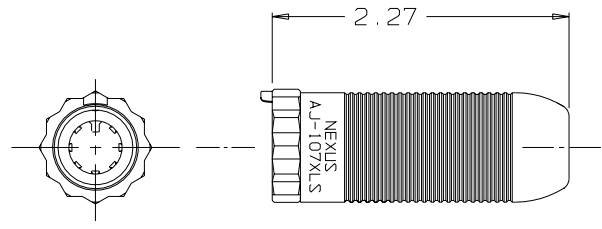


CABLE HOLDER
AJ-107-3G
(1 REQ'D)

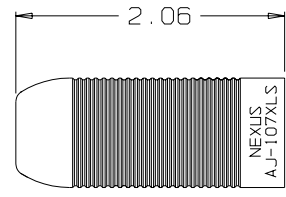


AP-107-9
RETAINER PIN
SCALE 2:1
(1 REQ'D)

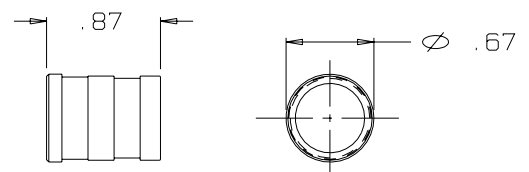
NOTES:
1) THIS PART MATES WITH AP-107XLS SEVEN CONDUCTOR WATERPROOF AUDIO PLUG.
2) CONFIGURATION IS FOR 3/4"-12 PT SOCKET WRENCH



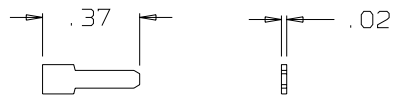
AP-107-27
CABLE SEAL ASSEMBLY
(1 REQ'D)



AJ-107-15
SHELL
(1 REQ'D)



AP-107-4
SLEEVE
(1 REQ'D)



AP-107-25
SHIM
SCALE 2:1
(1 REQ'D)

THIS DOCUMENT CONTAINS PROPRIETARY INFORMATION OF NEXUS, INCORPORATED AND SUCH INFORMATION MAY NOT BE DISCLOSED TO OTHERS FOR ANY PURPOSE OR USED FOR ANY PURPOSE WITHOUT THE WRITTEN CONSENT OF NEXUS.

B	REDRAWN ON CAD			EWT	UNLESS OTHERWISE SPECIFIED DIMENSIONS ARE IN INCHES TOLERANCES ON .XX .XXX ANGLES ±.003 ±.5°	MATERIAL SEE FIELD OF DRAWING	
	VIEWS CHANGED		9-12-88			FINISH N/A	WEIGHT
A	REVISION	CN #	DATE	CHK.	DO NOT SCALE DWG.	TITLE SEVEN CONDUCTOR WATERPROOF AUDIO JACK	
LET.						SHEET 1 OF 1	NEXUS STAMFORD, CONN
						SIZE B	DWG. NO. AJ-107XLS