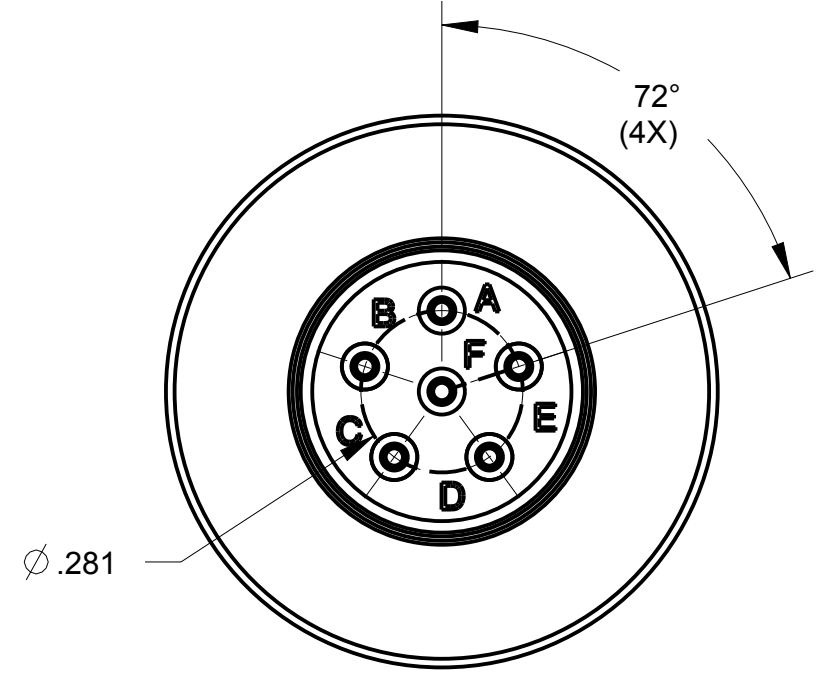
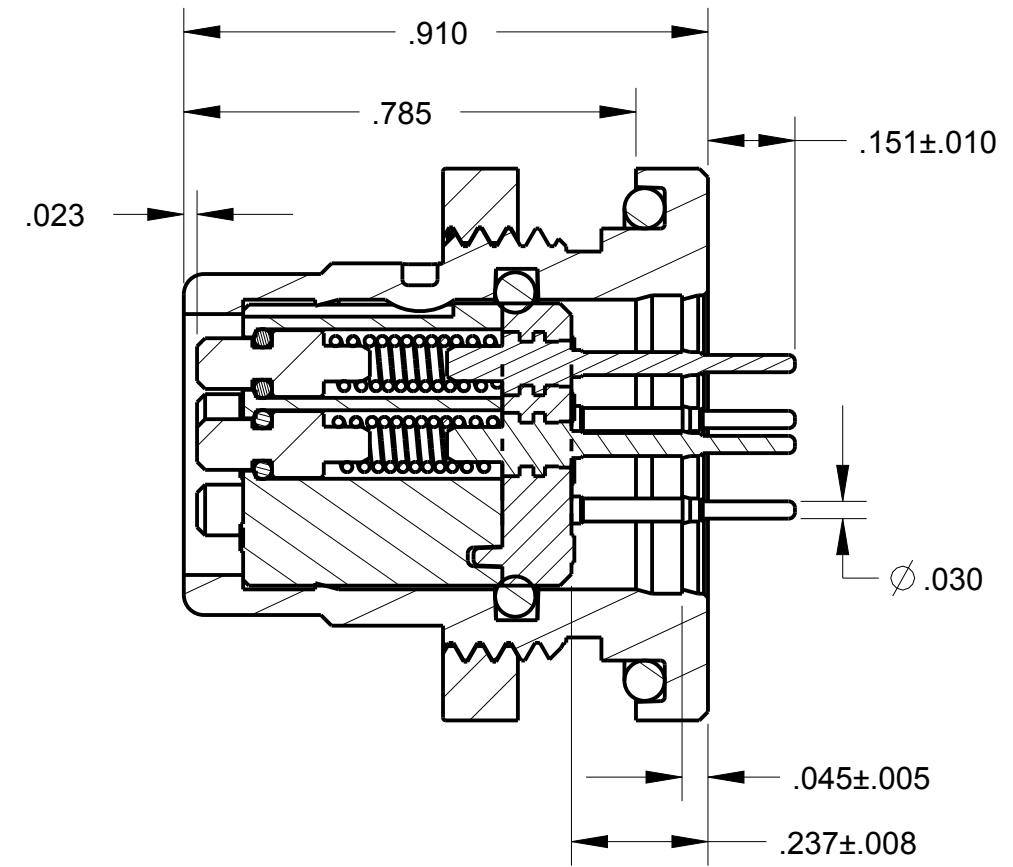
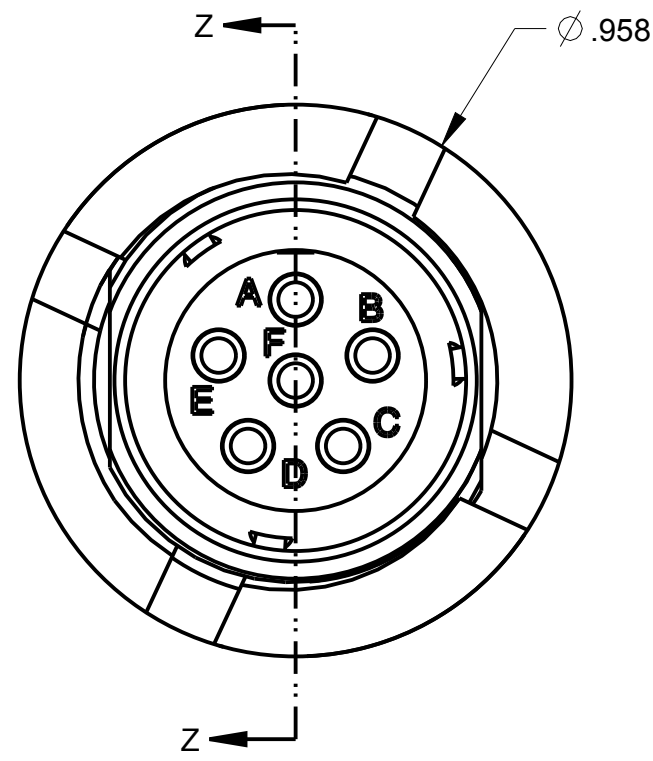
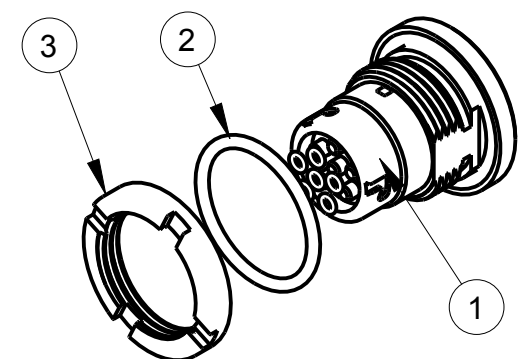


ITEM #	PART #	QTY	DESCRIPTION
1	AJ-146PC-49	1	JACK 6 COND PC-PM
2	AP-136-36	1	O-RING
3	AJ-146PC-46	1	NUT PM

B AJ-146PC2



- NOTES:
- 1) THIS PART CONFORMS TO AMPHENOL CANADA CORP P/N 164-0111, REV #1, 10/12/2011 & MIL-DTL-55116, UNLESS OTHERWISE SPECIFIED
 - 2) CONNECTOR MUST BE SHIPPED WITH SUITABLE MEANS TO PROTECT PC TAILS.
 - 3) AIR PRESSURE TEST AT 28.4 PSI PER PARA #3.6.2, CONTACT RESISTANCE TEST PER PARA #3.5.3 & SAMPLE SIZES PER PARA #4.6.3.1 OF MIL-DTL-55116. TEST DATA TO BE SHIPPED WITH PARTS
 - 4) 2 CONNECTORS MUST PASS WATER IMMERSION TEST PER MIL-STD-510F, METHOD 512.4 TO A DEPTH OF 20 METERS. TEST DATA TO BE SHIPPED WITH PARTS

THIS DOCUMENT CONTAINS PROPRIETARY INFORMATION OF NEXUS, INCORPORATED AND SUCH INFORMATION MAY NOT BE DISCLOSED TO OTHERS FOR ANY PURPOSE OR USED FOR ANY PURPOSE WITHOUT THE WRITTEN CONSENT OF NEXUS.

LET.	REVISION	CN #	DATE	CHK.
C	ADD: NOTE #4, CHG: NOTE #1	222	4/10 2015	HR
B	CHG AJ-146-13 TO AP-136-36	115	11/11 2011	HR
A	NEW RELEASE		9/22 2011	HR

DWN.BY	HR	DATE	Sep-13-11
CHECKED BY		DATE	
APPR.BY		DATE	

UNLESS OTHERWISE SPECIFIED:
DIMENSIONS ARE IN INCHES &/OR [mm]
TOLERANCES:
DECIMAL: .XX[X.X] .XXX[X.XX]
± .01[0.3] ± .003[0.08]
FRACTION: X/X ANGLER: X
± 1/64 ± .5°

MATERIAL	
FINISH	
WEIGHT	SCALE = 1.00 :1
TITLE CONNECTOR SUBASSEMBLY 6 PIN PCB TAILS	
DO NOT SCALE DWG.	SHEET 1 OF 1

NEXUS
STAMFORD, CONN

SIZE **B** DWG. NO. **AJ-146PC2**