



ALAN210001



18.3 x 12.4 x 6.4 mm
RoHS/RoHS II Compliant
MSL = 1

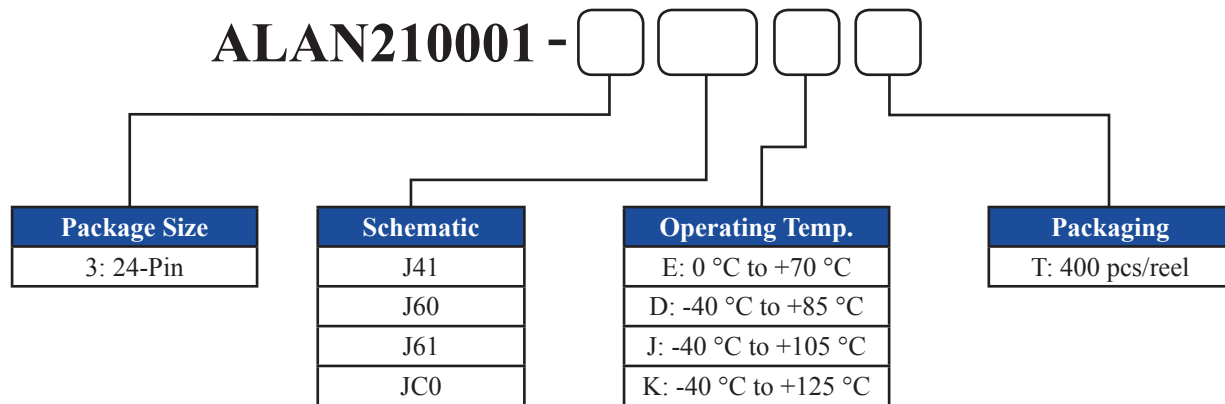
Features

- Meets IEEE 802.3at standards
- Supports speed up to 1 Gbps
- Power Over Ethernet up to 30 Watts
- Current capability up to 600 mA
- Operating temperature range up to -40°C to +125°C
- Compatible with major IC's for Ethernet applications
- High performance magnetics for EMI suppression and common mode noise rejection
- 1CT:1CT TX and RX Transformers

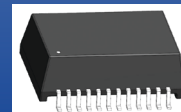
Applications

- Fast and gigabit Ethernet
- Hubs, servers, switches, routers, access points
- IP cameras, surveillance, and phone
- Industrial computers and robotics
- Networking and communications
- Broadcast video
- Set top box

Part Identification



POE+ 10/100/1000 BASE-T Single Port SMD LAN Transformer Module



ALAN210001



18.3 x 12.4 x 6.4 mm
RoHS/RoHS II Compliant
MSL = 1

Electrical Specifications at 25°C

Part Number	Insertion Loss (dB Max)		Return Loss (dB Min)				Crosstalk (dB Min)			CMRR (dB Min)			DCMR (dB Min)		
	0.3-100 MHz	125 MHz	0.5-30 MHz	40-60 MHz	60-80 MHz	100 MHz	30 MHz	50 MHz	100 MHz	30 MHz	60 MHz	100 MHz	30 MHz	60 MHz	100 MHz
ALAN210001-3J41	1.2	2.0	16	14	12	10	35	28	23	55	36	31	43	36	31
ALAN210001-3J60	1.2	2.0	16	14	12	10	35	28	23	55	36	31	43	36	31
ALAN210001-3J61	1.2	2.0	16	14	12	10	35	28	23	55	36	31	43	36	31
ALAN210001-3JC0	1.2	2.0	16	14	12	10	35	28	23	55	36	31	43	36	31

Part Number	Inductance (uH Min)	Leakage Inductance (uH Max)	Interwinding Capacitance (pF Max)	DC Resistance (Ω Max)		Hi Pot (Vrms)	Weight (g)
				Primary	Secondary		
Test Condition	@100kHz, 0.2V, 8mA DC Bias	@100kHz, 0.1V TD to MX	@100kHz, 0.1V TD to MX			6 sec.	Per Piece
ALAN210001-3J41	350	0.5	35	1.0	1.0	1500	2.1
ALAN210001-3J60	350	0.5	35	1.2	1.0	1500	2.1
ALAN210001-3J61	350	0.5	35	1.2	1.0	1500	2.1
ALAN210001-3JC0	350	0.5	35	1.0	1.2	1500	2.1

Standard	Current (mA Max)	Voltage (V)	Power Delivered per Port (W Max)
IEEE 802.3at : Type-2 / POE+	600	@57 V Continuous	30



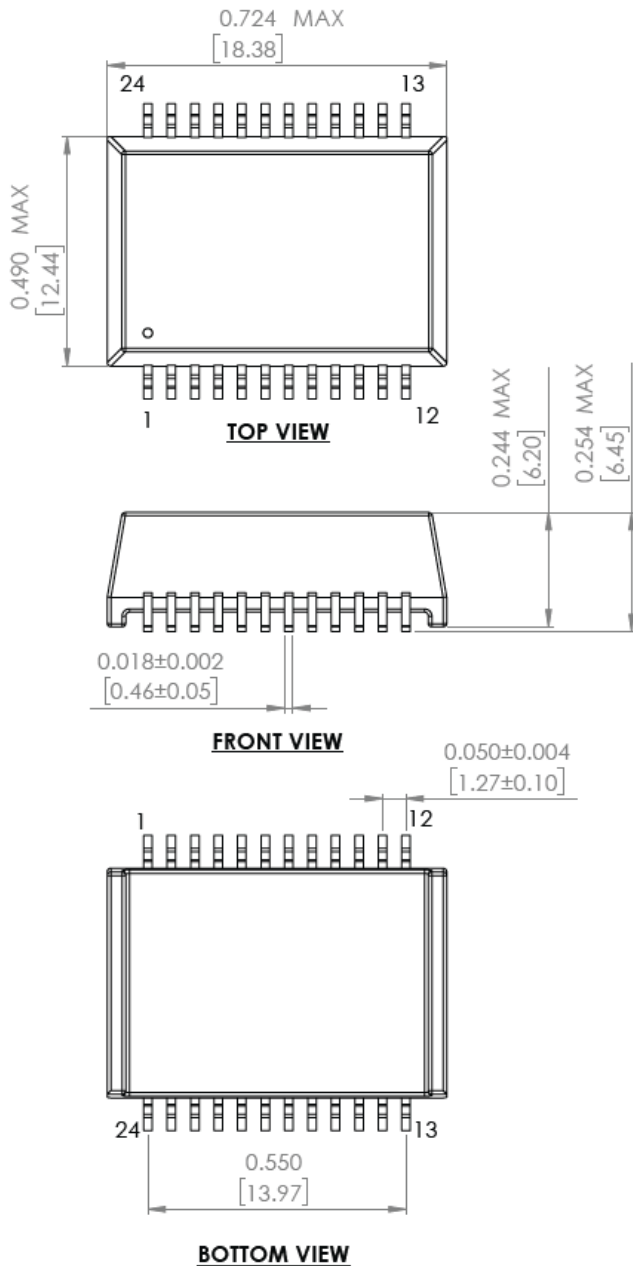
ALAN210001



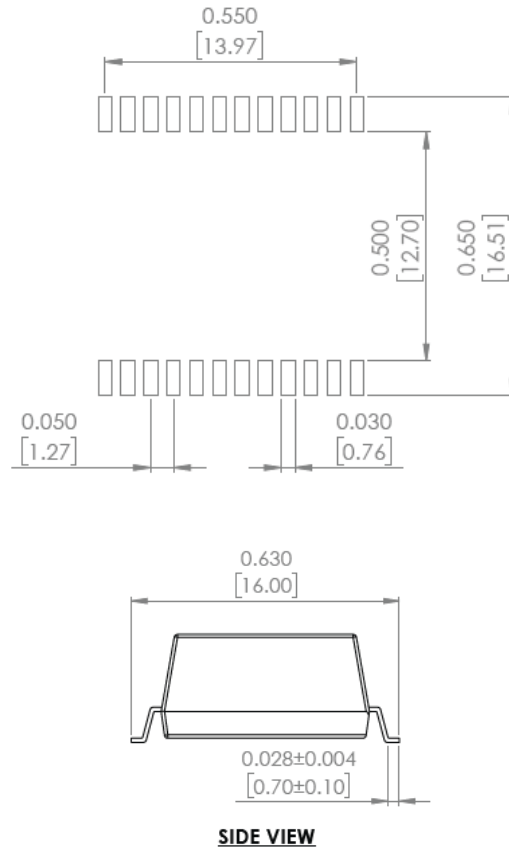
18.3 x 12.4 x 6.4 mm
RoHS/RoHS II Compliant
MSL = 1

Mechanical Dimensions

3: 24-pin



RECOMMENDED LAND PATTERN



Unless otherwise specified, all tolerances are ±0.010 [0.25]
Dimensions: inch [mm]



ALAN210001

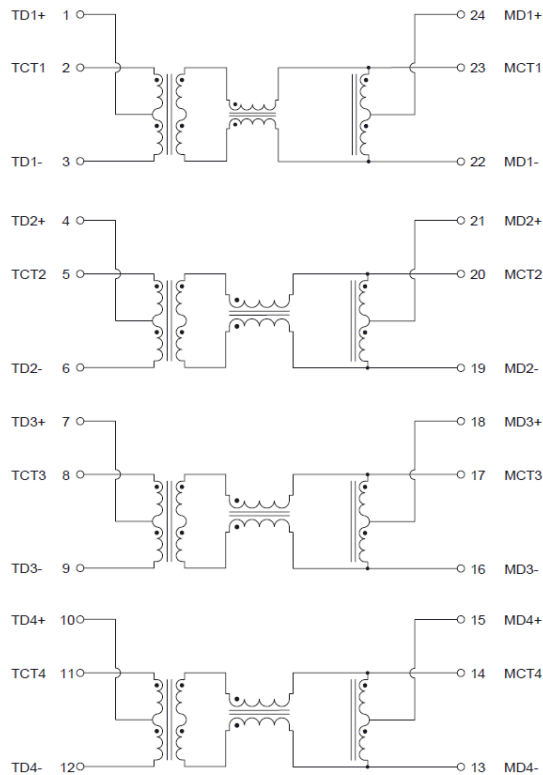


18.3 x 12.4 x 6.4 mm
RoHS/RoHS II Compliant
MSL = 1

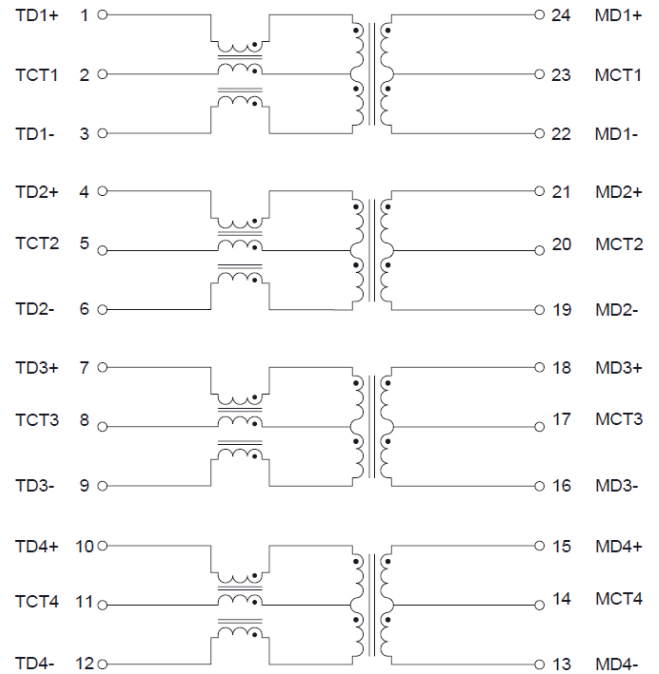
Schematics

24-Pin

J41



J60



Contact Abracon for additional options.



ALAN210001

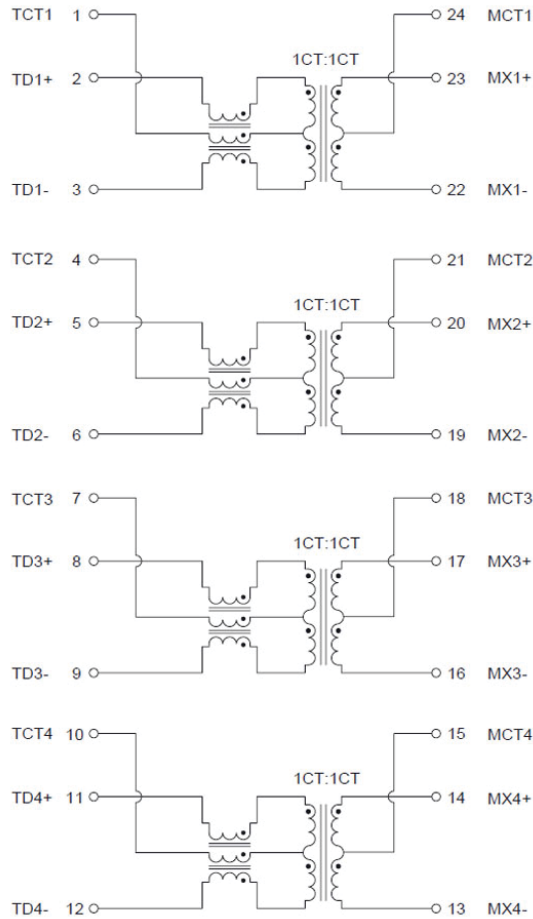


18.3 x 12.4 x 6.4 mm
RoHS/RoHS II Compliant
MSL = 1

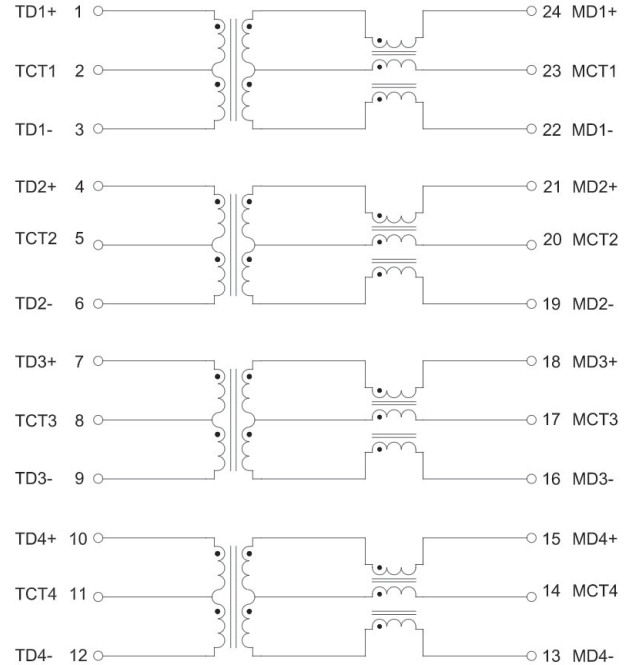
Schematics

24-Pin

J61



JC0



Contact Abracon for additional options.

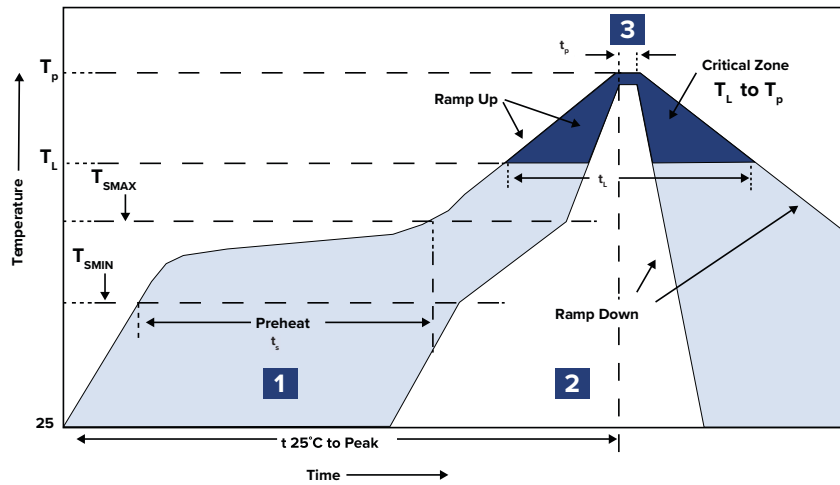


ALAN210001



18.3 x 12.4 x 6.4 mm
RoHS/RoHS II Compliant
MSL = 1

Reflow Profile



Zone	Description	Temperature	Time
1	Preheat / Soak	T_S 150 °C ~ 200 °C	t_s 60 ~ 120 sec.
2	Reflow	T_L 217 °C	t_L 60 ~ 150 sec.
3	Peak heat	T_p 245 ± 5 °C	t_p 20 ~ 40 sec.