


SMD Multilayer Chip Varistor

AMCV-2220H

RoHS
Compliant



5.7 x 5.0 x 2.5mm

FEATURES:

- SMD type, small size suitable for high density mounting
- Excellent clamping ratio and strong capability of voltage surge suppression
- Excellent solderability (Ni, Sn plating)

APPLICATIONS:

- Transient voltage protection and voltage surge suppression for LED lighting
- Suitable for LCD-TV, STB, Switch, Router, PLC, Security System, smart meters, mobile phones
- Suppressing Induced / switching over-voltage caused by lightning and power
- Protecting DC-DC Module, I/O ports, IC driver

STANDARD SPECIFICATIONS:

Operating Temperature: -55°C ~ +85°C

Storage Temperature: -10°C ~ +40°C and RH 70% (Max.)

Part Number	Max. Working Voltage		Varistor Voltage	Max. Clamping Voltage		Rated Single Pulse Transient		Typical Capacitance
	DC	AC RMS		8/20μs	ESD	Energy 10/1000μs	Peak Current 8/20μs	
Test Condition	<20μA		@1mA DC	8/20μs	ESD	Energy 10/1000μs	Peak Current 8/20μs	@1V _{rms} , 1kHz
Units	Volts	Volts						
Symbol	V _{WDC}	V _{WAC}	V _B	V _C	I _C	E _T	I _P	C _P
AMCV-2220H-5R5	5.5	4	12.0 [10.0-14.0]	18	10.0	2.3	1200	8000
AMCV-2220H-090	9	6.4	14.0 [12.0-16.0]	20	10.0	2.7	1200	7000
AMCV-2220H-120	12	8.5	16.0 [13.0-19.0]	25	10.0	3.2	1200	6400
AMCV-2220H-140	14	10.0	19.0 [16.0-22.0]	30	10.0	5.4	1200	6000
AMCV-2220H-180	18	12.7	25.0 [22.0-28.0]	40	10.0	5.8	1200	5000
AMCV-2220H-220	22	15.6	30.0 [26.0-34.0]	45	10.0	6.5	1200	4500
AMCV-2220H-260	26	18.4	35.0 [31.0-38.0]	58	10.0	7.8	1200	4000
AMCV-2220H-300	30	21.3	42.0 [37.0-46.0]	65	10.0	9.6	1200	3000
AMCV-2220H-380	38	30.0	50.0 [46.0-54.0]	75	10.0	12.0	1200	2200
AMCV-2220H-480	48	34.1	60.0 [54.0-67.0]	100	10.0	10.0	900	1500
AMCV-2220H-560	56	40.0	68.0 [61.0-75.0]	120	10.0	10.0	900	1300
AMCV-2220H-600	60	46.0	76.0 [69.0-83.0]	130	10.0	9.0	900	1100
AMCV-2220H-650	65	50.0	82.0 [73.0-91.0]	140	10.0	9.0	900	900
AMCV-2220H-750	75	55.0	94.0 [85.0-103.0]	160	10.0	8.5	900	800
AMCV-2220H-850	85	60.0	100.0 [90.0-110.0]	170	10.0	8.5	900	700
AMCV-2220H-101	100	75.0	120.0 [108.0-132.0]	200	10.0	8.5	900	400

Unless otherwise specified, the standard atmospheric conditions for measurement/test as:

- Ambient Temperature: 20±15°C
- Relative Humidity: 65±20%
- Air Pressure: 86 kPa to 106 kPa

Items	Test Methods and Remarks
Varistor Voltage at 1mA DC (V _B)	Measuring current: 1mA DC Duration: 0.2 to 2 sec
Capacitance (C)	Measure source: 1.0 V _{RMS} Test frequency: 1kHz.
Clamping Voltage (V _C)	Measuring source: 8/20us waveform

SMD Multilayer Chip Varistor

AMCV-2220H

RoHS
Compliant



5.7 x 5.0 x 2.5mm

➤ OPTIONS AND PART IDENTIFICATION:

AMCV-2220H--

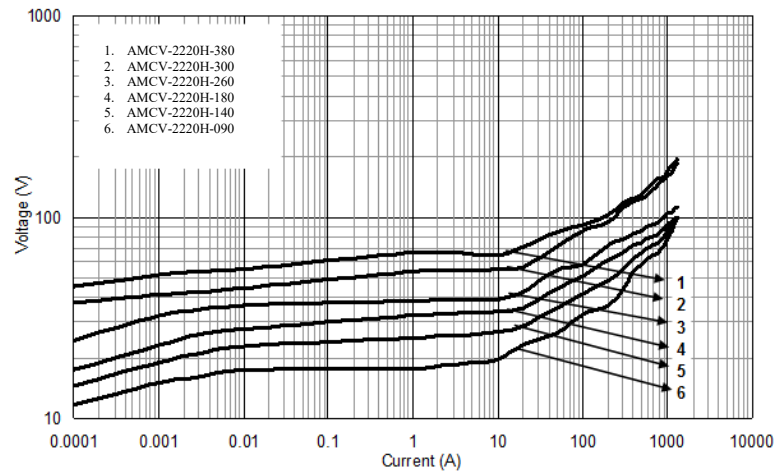
Voltage Code

Please refer to the table above

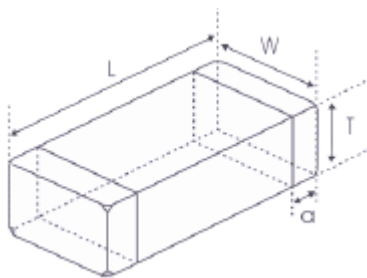
Packaging

T: Tape and Reel
(3kpcs / reel)

➤ V/I CHARACTERISTICS

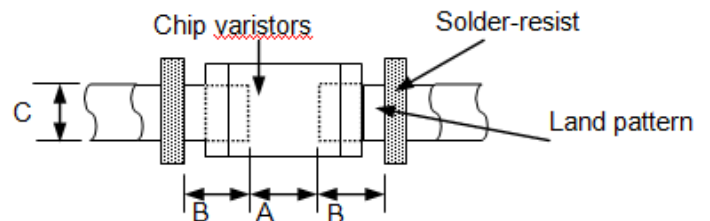


➤ OUTLINE DIMENSION:



L	W	T	a
5.7±0.4	5.0±0.4	2.5Max.	0.25~1.0

Recommended Land Pattern



A	B	C
4.0~4.2	1.8~2.0	5.2~5.5

Dimension: mm

SMD Multilayer Chip Varistor



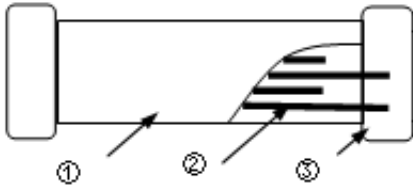
5.7 x 5.0 x 2.5mm

AMCV-2220H

RoHS
Compliant

➤ MATERIALS:

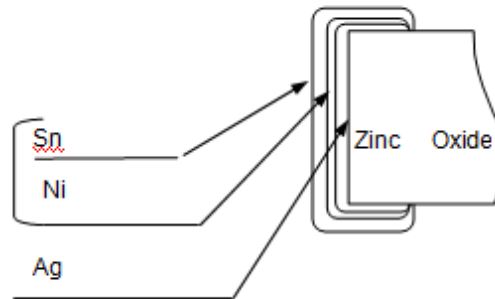
Side View



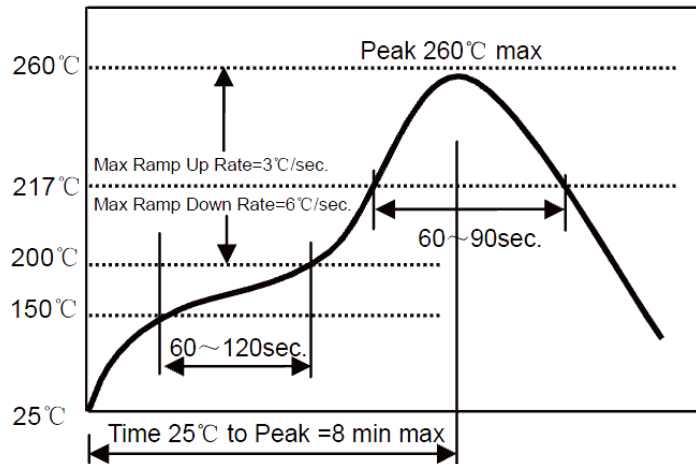
Top View



	Part Name	Material
1	Base Material	ZnO
2	Internal Conductor	Ag-Pd
3	Terminal Electrode	Ag (Inner layer) Ni-Sn (Outer layer)



➤ REFLOW PROFILE:



Preheat Condition	150 to 200 °C; 60 to 120 sec.
Allowed time above 217 °C	60 to 90 sec.
Max temperature	260 °C
Max time at max temperature	10 sec.
Solder paste	Sn/3.0Ag/0.5Cu
Allowed Reflow time	2x max.