

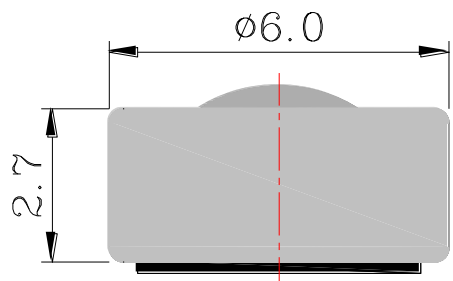
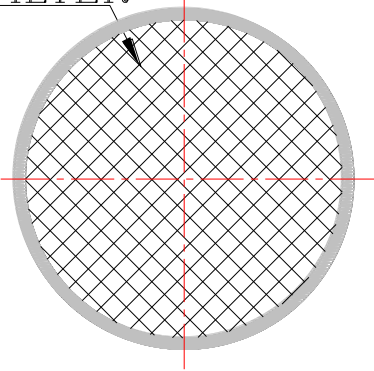
1. SPECIFICATIONS

AMF-O60F42-CW11

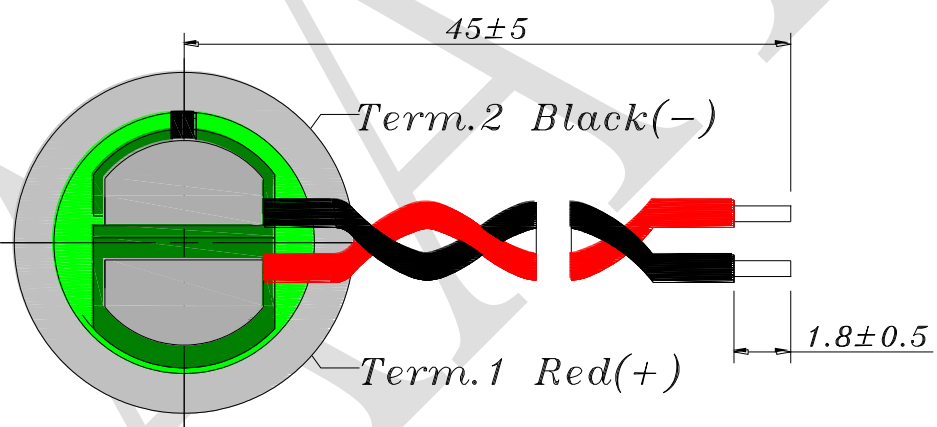
01	Electret's Type	Foil type
02	Sensitivity	-42±3dB (0dB=1V/Pa,1KHz)
03	Standard Operation Voltage	2.0 V
04	Output Impedance	2.2 KΩ
05	Directivity	Omni directional
06	Frequency Range	100 - 20K Hz
07	Max. Operation Voltage	10V
08	Current Consumption	Max.0.5mA
09	Sensitivity Reduction	Within -3dB 0dB=1V/Pa,1KHz Vs=2.0to 1.5V
10	S/N Ratio	≥58dB
11	Sound Pressure Level	110 dB

REV NO.	REVISION NOTE	APPROVAL	DATE
---------	---------------	----------	------

FILTER



Wire: UL1571, AWG 32#



RoHS

TITLE: MICROPHONE		DRAWN: <i>Jack</i> 2012/12/11	SCALE: 5:1	SHEET: 1 of 1
PART NO. AMF-060F42-CW11		DESIGNED: R & D OF AAT	UNITS: mm	TOLERANCE ± 0.3
DWG NO. F6027AL-SBN-45 9759		CHECKED:	UNLESS OTHERWISE SPECIFIED:	
		APPROVAL:	ONE PLACE DECIMAL ± ***	
REV 1	MATERIAL: *****	TWO PLACE DECIMAL ± ***		THREE PLACE DECIMAL ± ***



ADVANCED ACOUSTIC TECHNOLOGY CORPORATION