

AMMSZ5229A-HF Thru. AMMSZ5262A-HF

RoHS Device
Halogen Free



Features

- Planar die construction.
- 500mW power dissipation.
- Ideally suited for automated assembly processes.
- AEC-Q101 Qualified

Mechanical data

- Case: Molded plastic, SOD-123



Circuit Diagram



Maximum Ratings (TA=25°C unless otherwise noted)

Parameter	Symbol	Value	Unit
Power dissipation	P _D	500	mW
Operating junction and storage temperature range	T _{STG}	-50 to +150	°C

Electrical Characteristics (TA=25°C unless otherwise noted)

Part Number	Zener Voltage Range			Test Current	Maximum Zener Impedance		Maximum Forward Voltage	Maximum Reverse		Marking Code
	Vz @ IzT				IzT	ZzT @ IzT		Zzk @ Izk=0.25mA	Vf @ If=10mA	
	Nom(V)	Min(V)	Max(V)	(mA)	(Ω)	(Ω)	(V)	(μA)	(V)	
AMMSZ5229A-HF	4.3	4.21	4.39	20	22	2000	0.9	5.0	1.0	D4
AMMSZ5230A-HF	4.7	4.61	4.79	20	19	1900	0.9	5.0	2.0	D5
AMMSZ5231A-HF	5.1	5.00	5.20	20	17	1600	0.9	5.0	2.0	E1
AMMSZ5232A-HF	5.6	5.49	5.71	20	11	1600	0.9	5.0	3.0	E2
AMMSZ5234A-HF	6.2	6.08	6.32	20	7	1000	0.9	5.0	4.0	E4
AMMSZ5235A-HF	6.8	6.66	6.94	20	5	750	0.9	3.0	5.0	E5
AMMSZ5236A-HF	7.5	7.35	7.65	20	6	500	0.9	3.0	6.0	F1
AMMSZ5237A-HF	8.2	8.04	8.36	20	8	500	0.9	3.0	6.0	F2
AMMSZ5239A-HF	9.1	8.92	9.28	20	10	600	0.9	3.0	6.5	F4
AMMSZ5240A-HF	10	9.80	10.20	20	17	600	0.9	3.0	8.0	F5
AMMSZ5241A-HF	11	10.78	11.22	20	22	600	0.9	3.0	8.4	H1
AMMSZ5242A-HF	12	11.76	12.24	20	30	600	0.9	2.0	9.1	H2
AMMSZ5243A-HF	13	12.74	13.26	9.5	13	600	0.9	1.0	9.9	H3
AMMSZ5244A-HF	14	13.72	14.28	9.0	15	600	0.9	0.5	10.5	H4
AMMSZ5245A-HF	15	14.70	15.30	8.5	16	600	0.9	0.5	11	H5
AMMSZ5246A-HF	16	15.68	16.32	7.8	17	600	0.9	0.1	12	J1
AMMSZ5248A-HF	18	17.64	18.36	7.0	21	600	0.9	0.1	14	J3
AMMSZ5250A-HF	20	19.60	20.40	6.2	25	600	0.9	0.1	15	J5
AMMSZ5251A-HF	22	21.56	22.44	5.6	29	600	0.9	0.1	17	K1
AMMSZ5252A-HF	24	23.52	24.48	5.2	33	600	0.9	0.1	18	K2
AMMSZ5254A-HF	27	26.46	27.54	5.0	41	600	0.9	0.1	21	K4
AMMSZ5255A-HF	28	27.44	28.56	4.5	44	600	0.9	0.1	21	K5
AMMSZ5256A-HF	30	29.40	30.60	4.2	49	600	0.9	0.1	23	M1
AMMSZ5257A-HF	33	32.34	33.66	3.8	58	700	0.9	0.1	25	M2
AMMSZ5258A-HF	36	35.28	36.72	3.4	70	700	0.9	0.1	27	M3
AMMSZ5259A-HF	39	38.22	39.78	3.2	80	800	0.9	0.1	30	M4
AMMSZ5260A-HF	43	42.14	43.86	3.0	93	900	0.9	0.1	33	M5
AMMSZ5261A-HF	47	46.06	47.94	2.7	105	1000	0.9	0.1	36	N1
AMMSZ5262A-HF	51	49.98	52.02	2.5	125	1000	0.9	0.1	39	N2

Rating and Characteristic Curves (AMMSZ5229A-HF Thru. AMMSZ5262A-HF)

Fig.1 - Steady State Power Derating

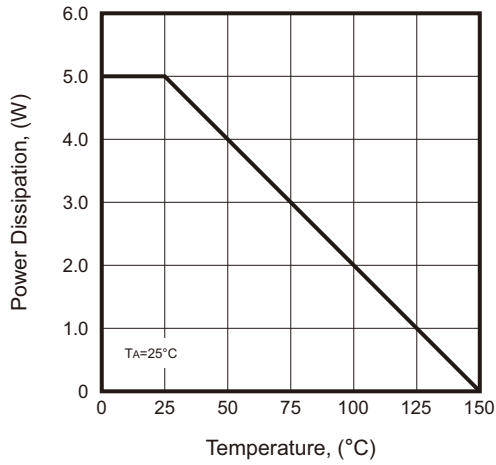


Fig.2 - Temperature Coefficients

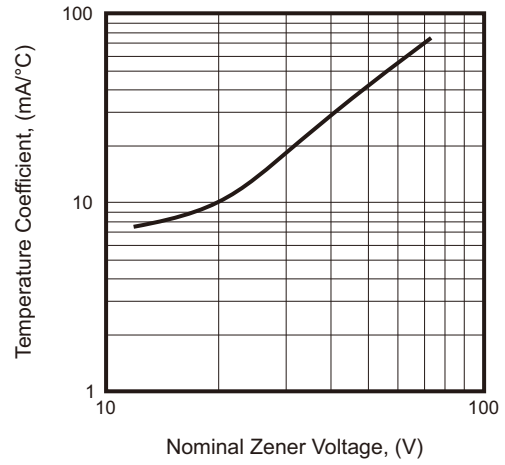


Fig.3 - Typical Forward Characteristic

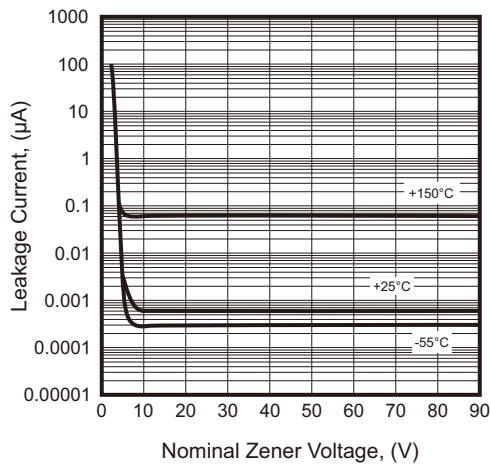
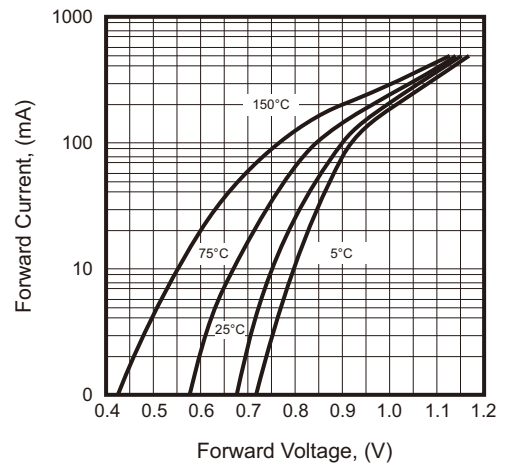
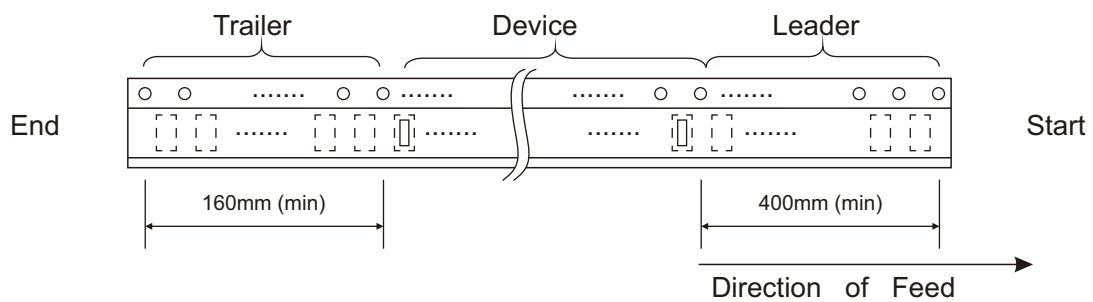
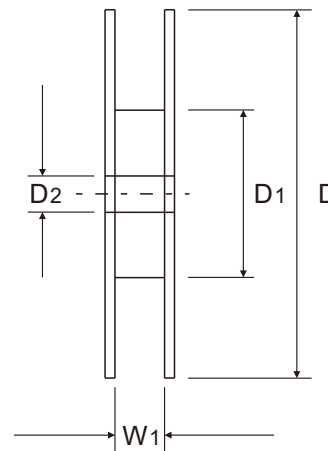
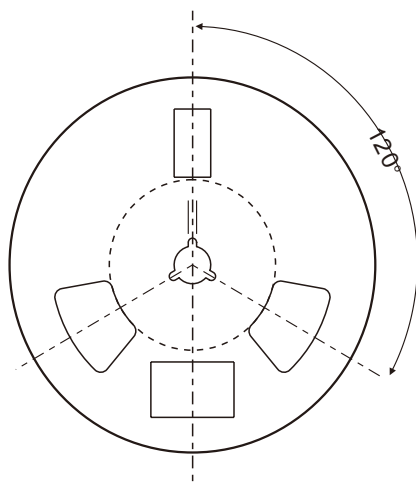
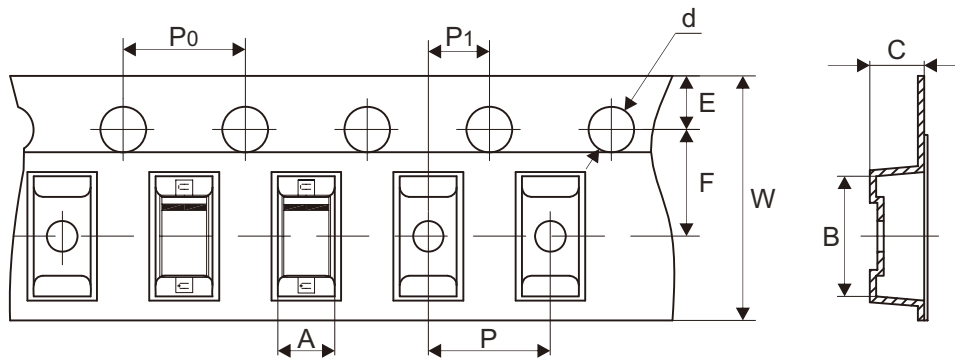


Fig.4 - Typical Forward Voltage



Reel Taping Specification



SOD-123	SYMBOL	A	B	C	d	D	D1	D2
	(mm)	1.85 ± 0.10	3.94 ± 0.10	1.57 ± 0.10	1.55 ± 0.05	178.00 ± 1.00	54.00 ± 0.50	13.00 ± 0.50
	(inch)	0.073 ± 0.004	0.155 ± 0.004	0.062 ± 0.004	0.061 ± 0.002	7.008 ± 0.039	2.126 ± 0.020	0.512 ± 0.020

SOD-123	SYMBOL	E	F	P	P1	P0	W	W1
	(mm)	1.75 ± 0.10	3.50 ± 0.05	4.00 ± 0.10	2.00 ± 0.05	4.00 ± 0.10	8.00 + 0.30 - 0.10	9.50 ± 1.00
	(inch)	0.069 ± 0.004	0.138 ± 0.002	0.157 ± 0.004	0.079 ± 0.002	0.157 ± 0.004	0.315 + 0.012 - 0.004	0.374 ± 0.039

Company reserves the right to improve product design, functions and reliability without notice. REV:A