

SERIES: AMT-PGRM | DESCRIPTION: PROGRAMMING MODULE

FEATURES

- for use with AMT Viewpoint™
- USB mini B to USB A cable required
- programming, configuration, and monitoring of compatible AMT encoders
- compatible with AMT11, AMT12, AMT13, AMT21, AMT22, AMT23, AMT31, and AMT33 Series



DESCRIPTION

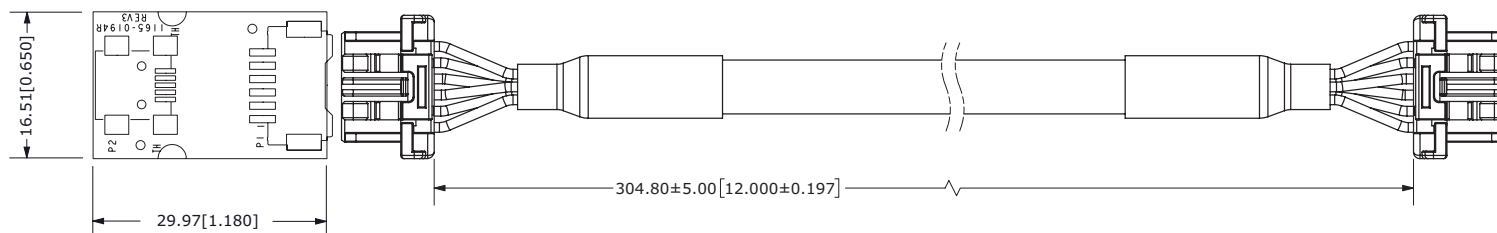
The AMT-PGRM module is used for programming AMT encoders with the AMT Viewpoint™ software. A programming kit includes the module and one cable. A USB Mini B to USB A cable is also required (not included). Please reference the AMT Viewpoint™ user manual for additional information.

MODEL

	Compatible AMT Encoders	Compatible USB Cables
AMT-PGRM-06C	AMT212, AMT213, AMT222, AMT223, AMT232, AMT233	
AMT-PGRM-08C	AMT122, AMT123	
AMT-PGRM-14C	AMT113, AMT313	CBL-UA-MB-1, CBLT-UA-MB-1
AMT-PGRM-17C	AMT112, AMT312	
AMT-PGRM-18C	AMT132, AMT133, AMT332, AMT333	

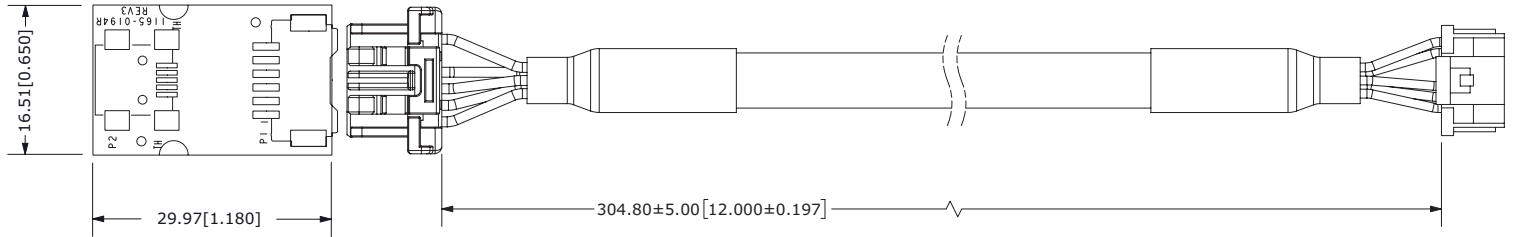
MECHANICAL DRAWING (AMT-PGRM-06C)

units: mm [inch]
tolerance: ±0.127 mm



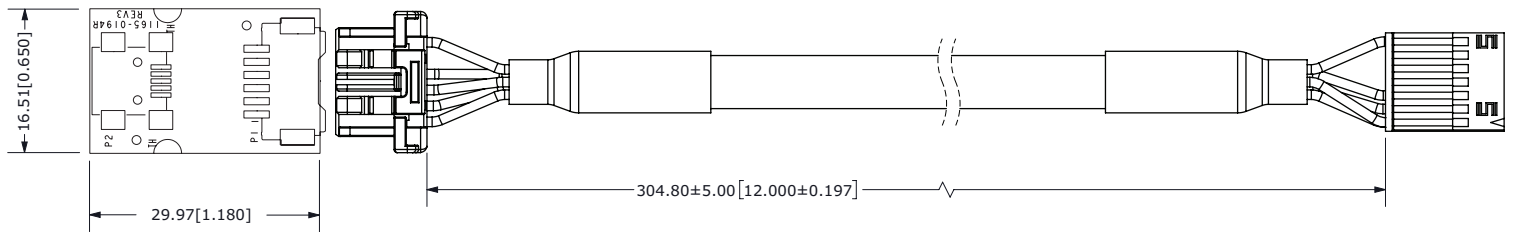
MECHANICAL DRAWING (AMT-PGRM-08C)

units: mm [inch]
tolerance: ± 0.127 mm



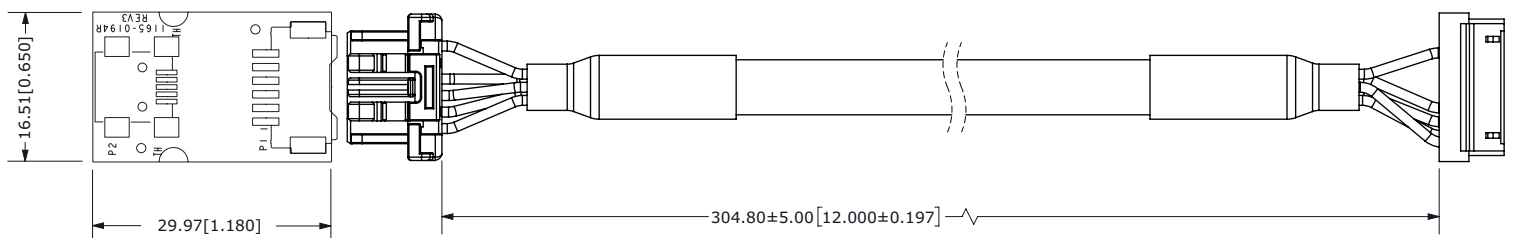
MECHANICAL DRAWING (AMT-PGRM-14C)

units: mm [inch]
tolerance: ± 0.127 mm



MECHANICAL DRAWING (AMT-PGRM-17C)

units: mm [inch]
tolerance: ± 0.127 mm



MECHANICAL DRAWING (AMT-PGRM-18C)

units: mm [inch]
tolerance: ± 0.127 mm

