



PART NAME

# NEMA DIE CAST ALUM. ENCLOSURE

PART No.

## AN-1317-A & AN-1317-AB

REVISION DATE

9-30-15

UL LISTED FOR U.S. AND CANADA - FILE #E194432

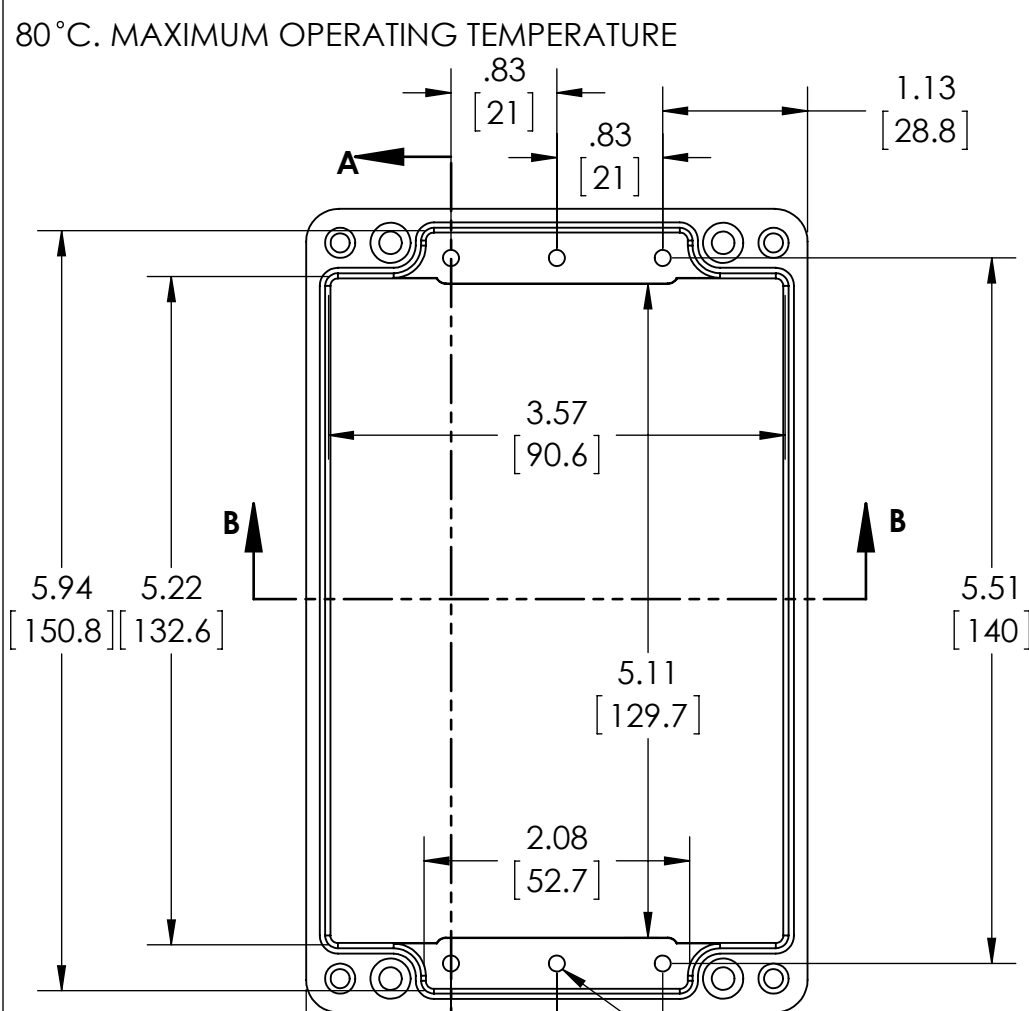
UPDATE REPLACES PART NO. AN-1317 (NATURAL) & AN-1317-G (DISCONTINUED GRAY)

### DRAWING FOR REFERENCE

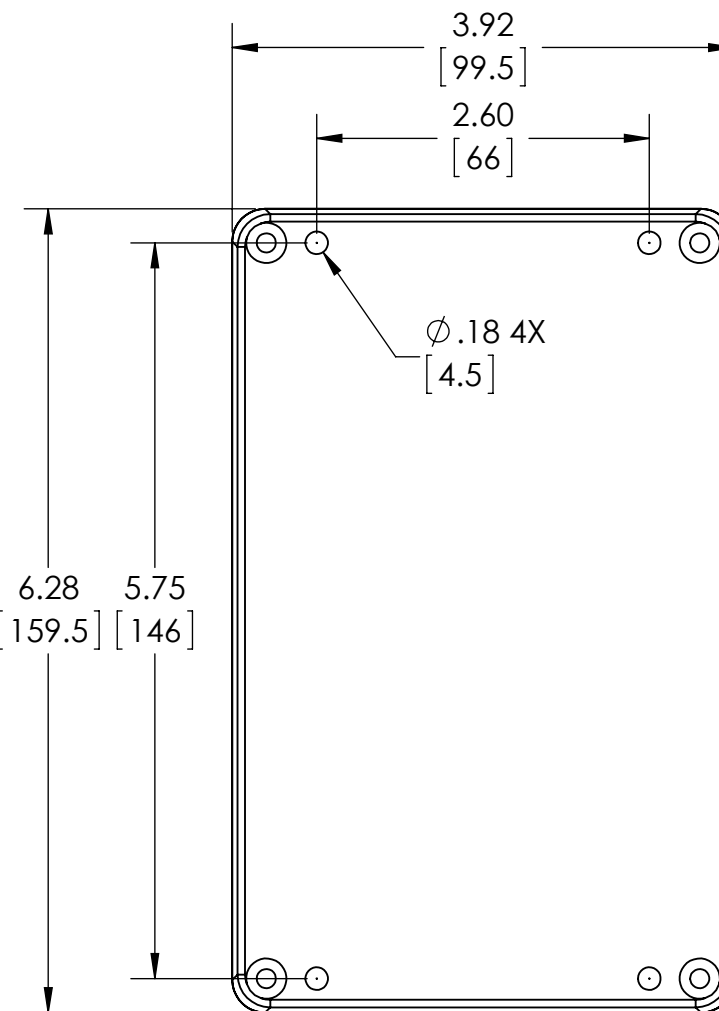

WE RESERVE THE RIGHT TO MAKE CHANGES TO OUR STANDARD PRODUCTS. PLEASE CONSULT WITH BUD INDUSTRIES PRIOR TO USING THIS DRAWING FOR DESIGN PURPOSE.

TYPE RATING 4, 4X, 6, 6P, 12 AND 13, COMPARE TO IP-68

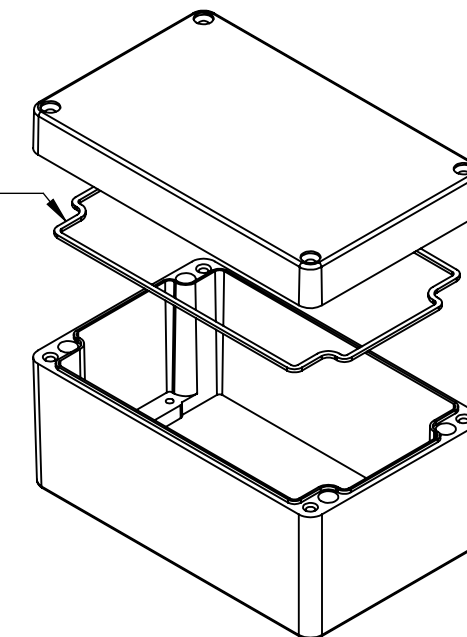
80°C. MAXIMUM OPERATING TEMPERATURE



### BODY COVER NOT SHOWN



GASKET (NOT INSTALLED) MOLDED SILICONE GRAY



SECTION A-A

Ø.126 x .240 DEEP (6X) [3.2] [6.0]  
ACCEPTS M3.5 x 6mm LG. OR #6 x 1/4" LG. SELF-TAPPING SCREW (NOT SUPPLIED - FOR PCB MOUNTING)

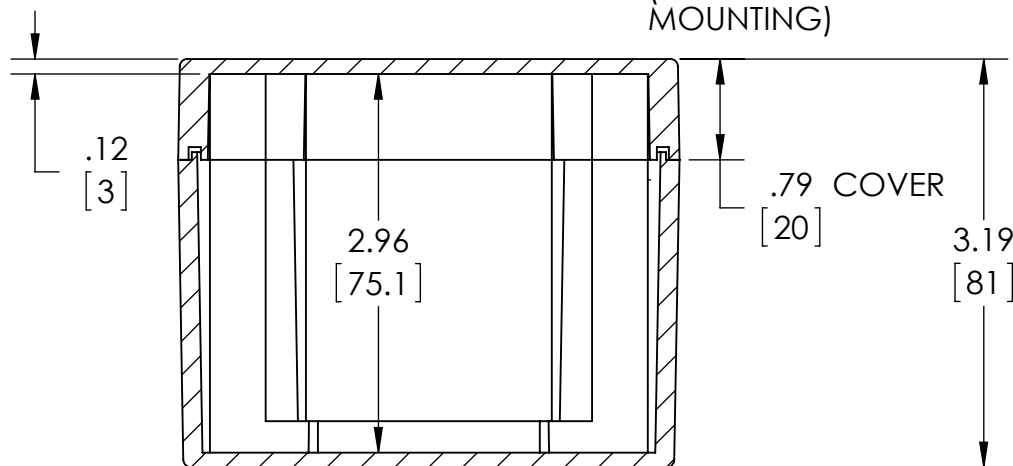
MATERIAL: BODY & COVER - ALUMINUM ALLOY #ADC-12

FINISH: NATURAL (SUFFIX -A)  
SMOOTH BLACK POWDERCOAT (SUFFIX -AB)

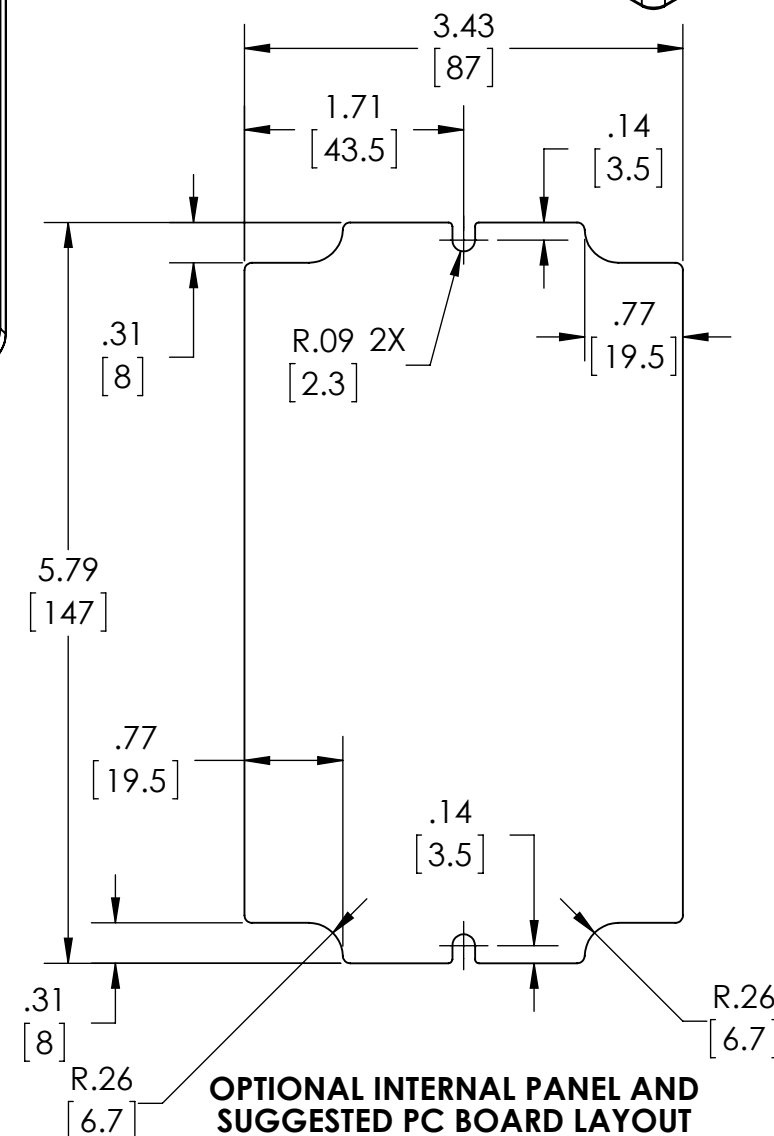
FOUR (4) M4x0.7 x 30mm (1.18") LG. 90°CSK. HEAD STAINLESS STEEL SCREWS SUPPLIED FOR ASSEMBLY OF COVER TO BODY. APPLY AT 12 IN./LB. OF TORQUE.

OUTSIDE AND INSIDE DRAFT ANGLE: 1°  
DIMENSIONS ARE INCH[MM]

OPTIONAL ACCESSORIES:  
PCB MOUNTING KIT #57-58  
INTERNAL PANEL #ANX-91316  
WALL MOUNTING BRACKETS #ANX-1390  
REPLACEMENT GASKET #1317GSKTSC



SECTION B-B



OPTIONAL INTERNAL PANEL AND SUGGESTED PC BOARD LAYOUT