

SPECIFICATIONS

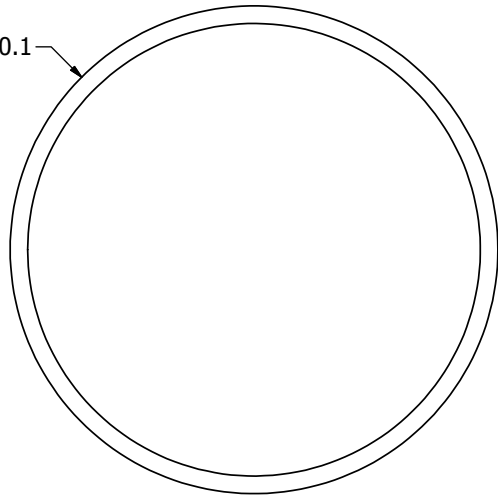
PARAMETERS	VALUES	UNIT
DIRECTIVITY	NOISE CANCEL	-
SENSITIVITY	-54 ± 4	dB
STANDARD OPERATING VOLTAGE	1.5	Vdc
MAX OPERATING VOLTAGE	10	Vdc
CURRENT CONSUMPTION (MAX)	0.5	mA
IMPEDANCE	0.68	KOhm
SIGNAL TO NOISE RATIO (MIN.)	55	dB
TERMINAL	SOLDER PADS	-
INTERNAL CAPACITOR	N/A	pF

THIS DOCUMENT CONTAINS DATA PROPRIETARY TO PROJECTS UNLIMITED, INC. ANY USE OR REPRODUCTION, IN ANY FORM, WITHOUT PRIOR WRITTEN PERMISSION OF PROJECTS UNLIMITED, INC. IS PROHIBITED.
©2003, Projects Unlimited Inc.


REVISION HISTORY

LTR	DESCRIPTION	DATE	APPROVED
-	RELEASED FROM ENGINEERING	7/10/2013	
A	REVISED TO INVENTOR 3-D DRAWING TEMPLATE	8/13/2013	B.R.

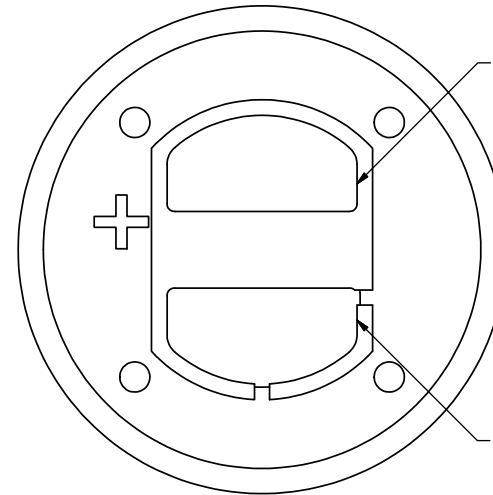
∅9.7 ± 0.1



5 ± 0.2

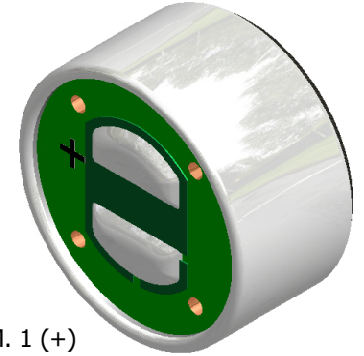


0.25 ± 0.1



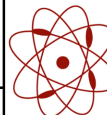
TERM. 1 (+)

TERM. 2 (-)



NOTES:

1. ALL DIMENSIONS ARE IN MILLIMETERS.
2. SPECIFICATIONS SUBJECT TO CHANGE OR WITHDRAWAL WITHOUT NOTICE.
3. THIS PART IS RoHS 2011/65/EU COMPLIANT.
4. THIS PART IS BACK ELECTRET.

UNLESS OTHERWISE SPECIFIED: DIMENSIONS ARE IN MILLIMETERS, TOLERANCES ARE ±0.5 AND ANGLES ARE ±3°.	SIZE	Designed by	Date	Checked by	Date	Approved by	Date	Drawn Date					
	A3	J.D.	7/10/2013	M.L.	7/10/2013	B.R.	7/10/2013	8/13/2013					
ANM-5054L-2-R (Back Electret).idw		 pui audio a projects unlimited company		ANM-5054L-2-R (Back Electret)				Microphone <table border="1" style="float: right;"> <tr> <td>Edition</td> <td>Sheet</td> </tr> <tr> <td>-</td> <td>1 / 1</td> </tr> </table>		Edition	Sheet	-	1 / 1
Edition	Sheet												
-	1 / 1												