

## +2dB 'T' Bar GSM Quad Band

### Features

- Quad Band Patch Antenna;
  - 824-960MHz
  - 1710-1990 MHz
  - 1900 -2200 MHz
- Active gain: +3dBi
- VSWR <2.0
- 3m RG174 Connecting Lead
- 3M adhesive sticker on Rear
- Ground plane Independent
- Alternative Connectors: FME / TNC / SMA / MMCX



### Applications

- Embedded GSM
- Space Saving Applications
- Car Window

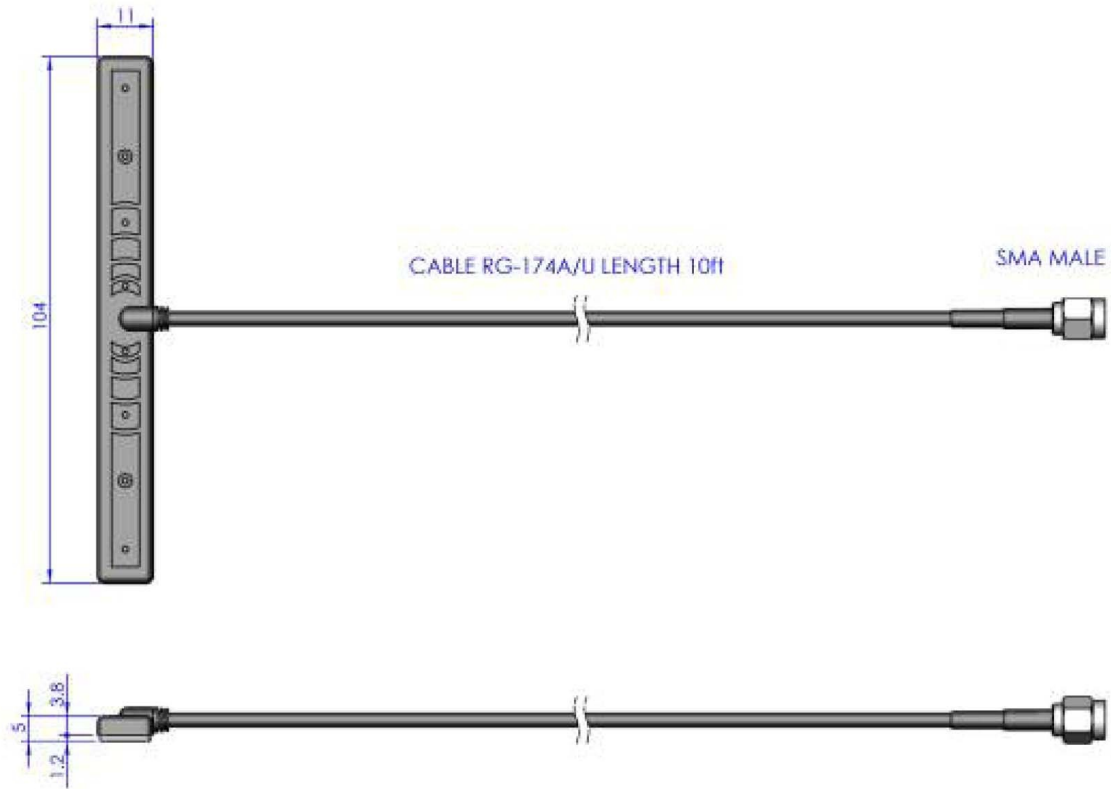
### Description

A compact PCB Antenna for GSM Cellular applications where high performance is required from a small size. Using the ANT-GSMQB will give optimum range and reliability to your application.

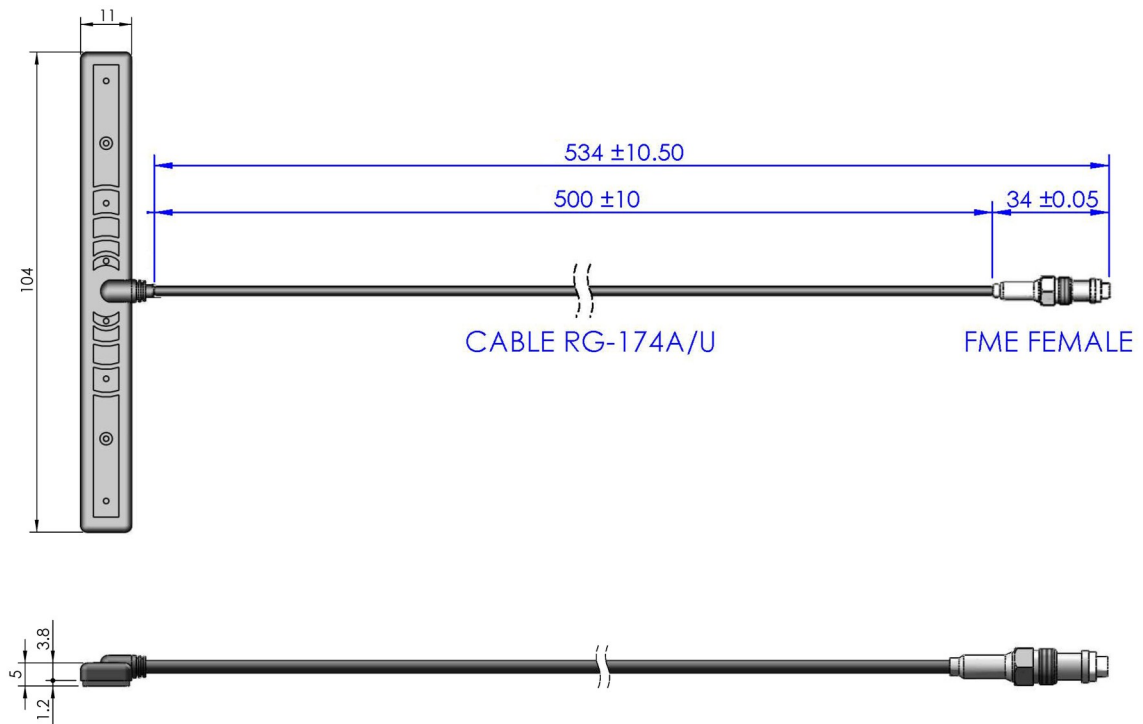
### Ordering Information

Part Number	Length	Width	Max Height	Cable Length	Connector
ANT-TBARQB-SMA	104mm	10mm	3mm	3m	SMA (M)

## Mechanical Data SMA Version

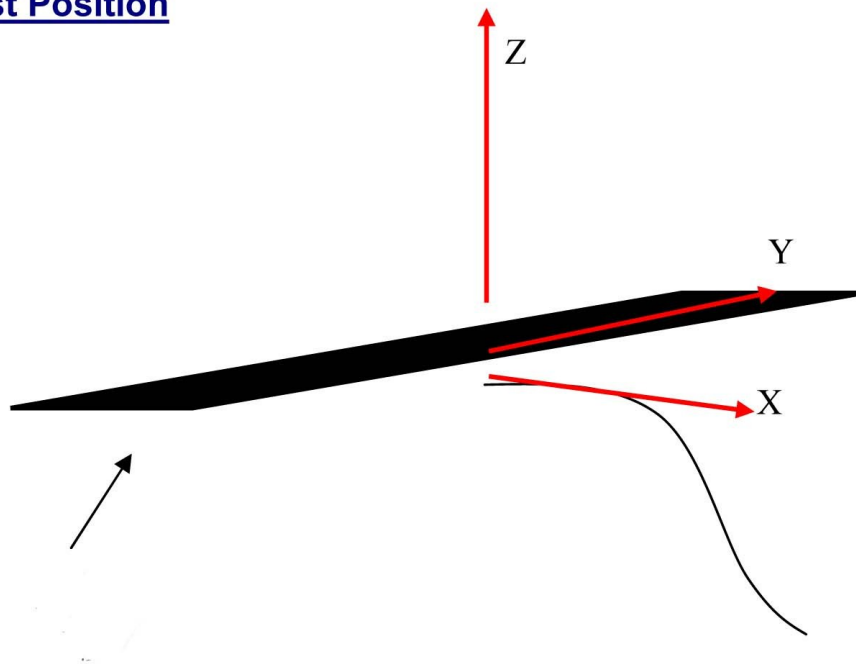


## Mechanical Data FME Version



## Test Performance Data

### Test Position



## Measurement Equipment

Vector Network Analyzer: Rohdes Schwarz ZVM

Double Ridged Horn Ant: Trimillennium Corporation DRH0018-C900

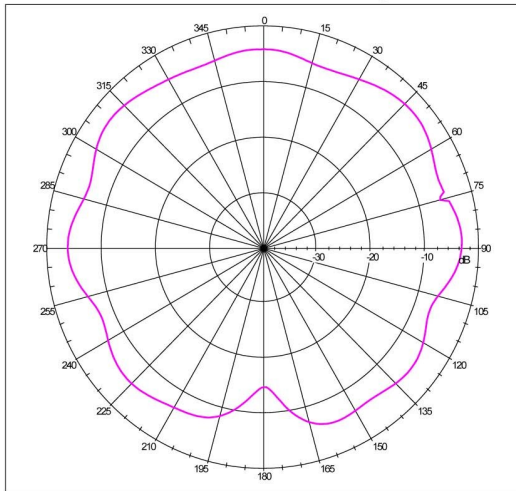
Standard Horn Antenna: Wavepro SG284  
Wavepro SG187  
Wavepro SG430

Spherical Antenna  
Measurement System: Wavepro NSI-700S-90

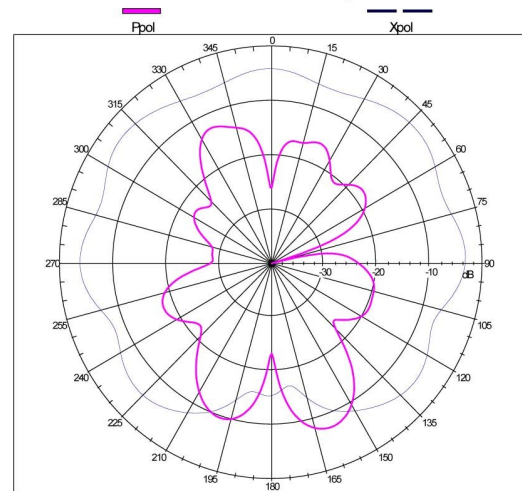
## Measurement Uncertainty

The measurement uncertainty is evaluated as 1.412dBi

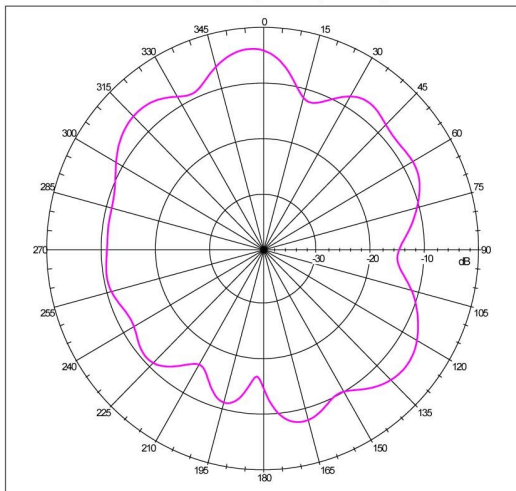
Far-field Power Distribution on X-Z Plane(E-Plane of L3 Pol Sense)  
Gain=-3.31 dBi; Total Radiating Efficiency: 20.26% @0.84000 GHz



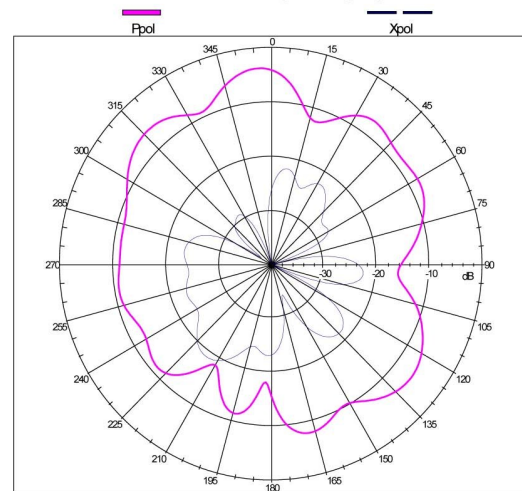
Far-field Pattern @ Phi=0 deg(E-Theta Plane-Cut)  
Gain=-3.31 dBi; Co-Pol Efficiency: 18.81% @Freq: 0.84000 GHz



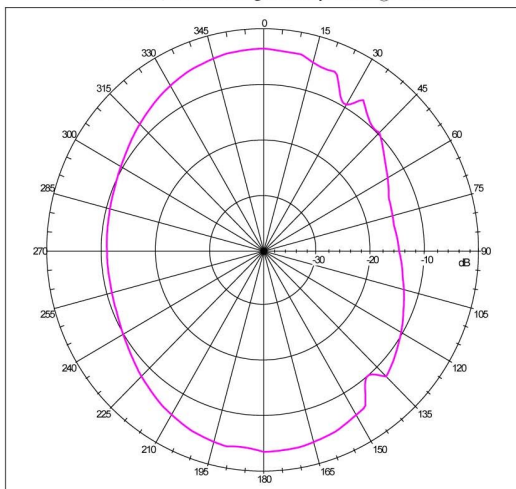
Far-field Power Distribution on Y-Z Plane(H-Plane of L3 Pol Sense)  
Gain=-3.31 dBi; Total Radiating Efficiency: 20.26% @0.84000 GHz



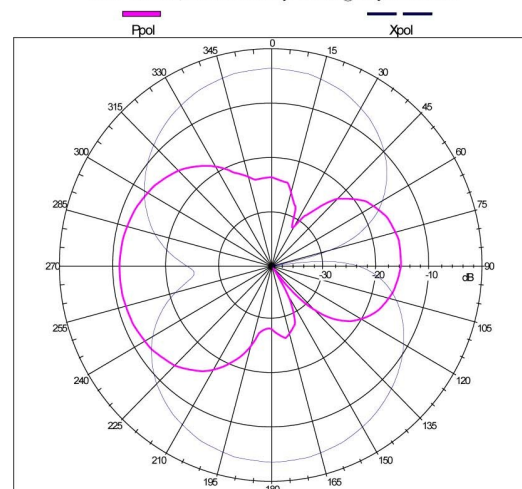
Far-field Pattern @ Phi=90 deg(E-Theta Plane-Cut)  
Gain=-3.31 dBi; Co-Pol Efficiency: 18.81% @Freq: 0.84000 GHz



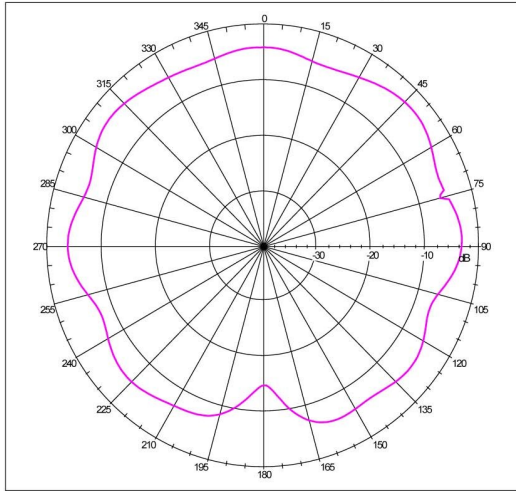
Far-field Power Distribution on X-Y Plane  
Gain=-3.31 dBi; Total Radiating Efficiency: 20.26% @0.84000 GHz



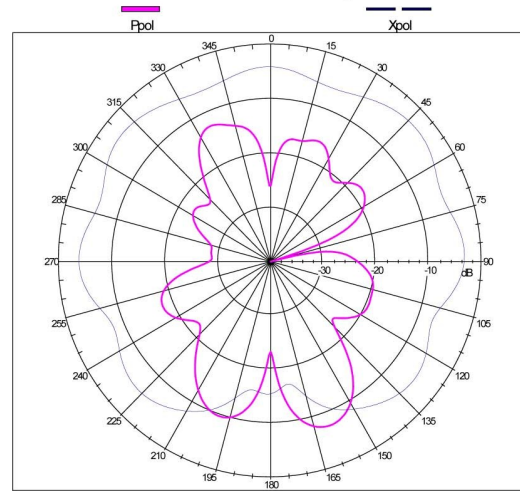
Far-field Pattern @ Theta=90 deg(E-Phi Plane-Cut)  
Gain=-3.31 dBi; Co-Pol Efficiency: 18.81% @Freq: 0.84000 GHz



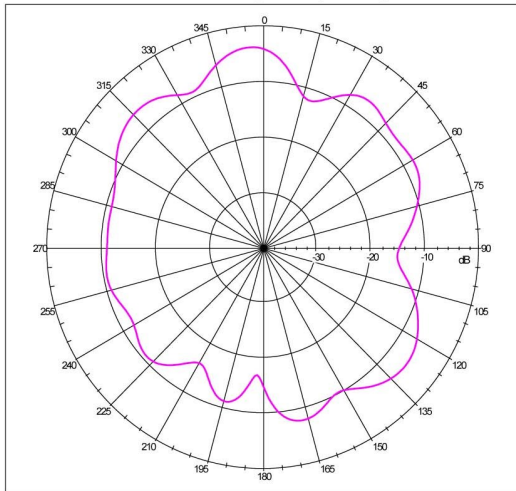
Far-field Power Distribution on X-Z Plane(E-Plane of L3 Pol Sense)  
Gain=-3.31 dBi; Total Radiating Efficiency: 20.26% @0.84000 GHz



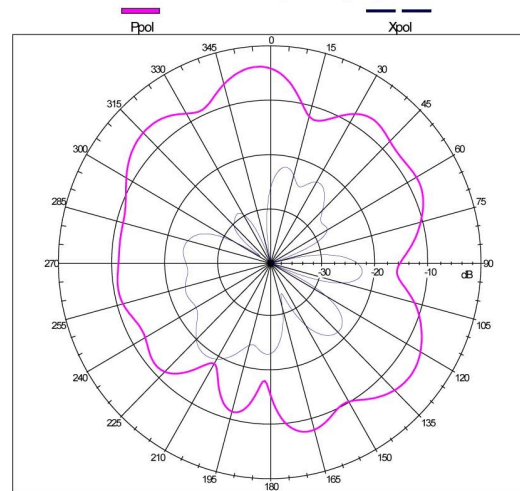
Far-field Pattern @ Phi=0 deg(E-Theta Plane-Cut)  
Gain=-3.31 dBi; Co-Pol Efficiency: 18.81% @Freq: 0.84000 GHz



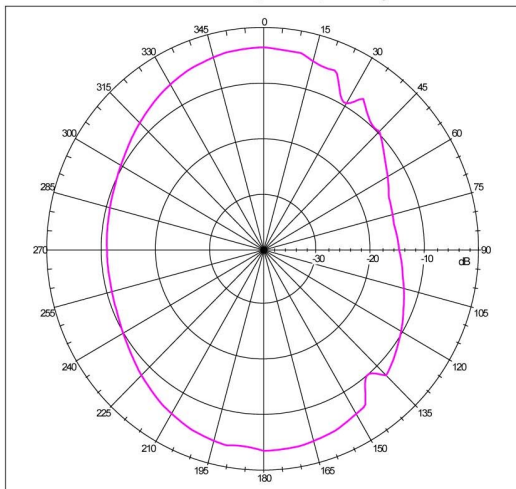
Far-field Power Distribution on Y-Z Plane(H-Plane of L3 Pol Sense)  
Gain=-3.31 dBi; Total Radiating Efficiency: 20.26% @0.84000 GHz



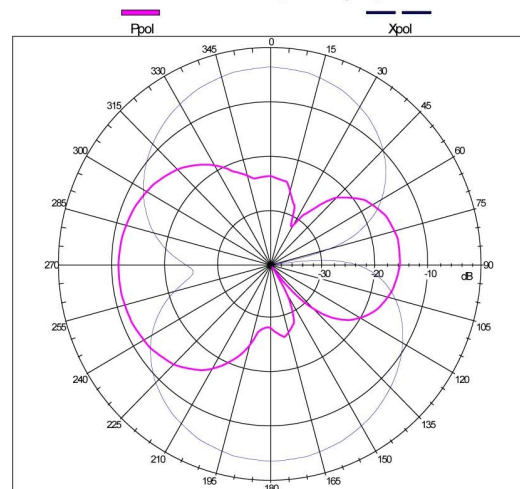
Far-field Pattern @ Phi=90 deg(E-Theta Plane-Cut)  
Gain=-3.31 dBi; Co-Pol Efficiency: 18.81% @Freq: 0.84000 GHz



Far-field Power Distribution on X-Y Plane  
Gain=-3.31 dBi; Total Radiating Efficiency: 20.26% @0.84000 GHz

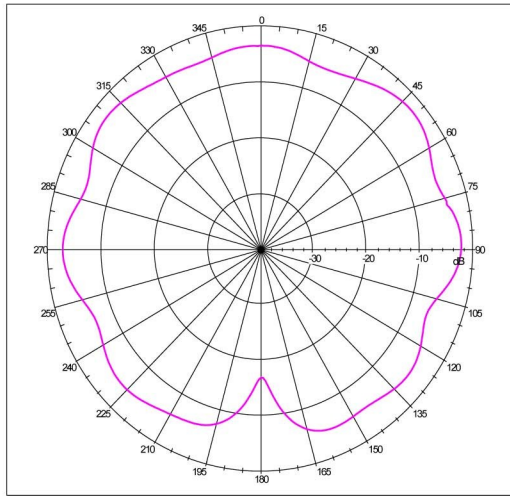


Far-field Pattern @ Theta=90 deg(E-Phi Plane-Cut)  
Gain=-3.31 dBi; Co-Pol Efficiency: 18.81% @Freq: 0.84000 GHz

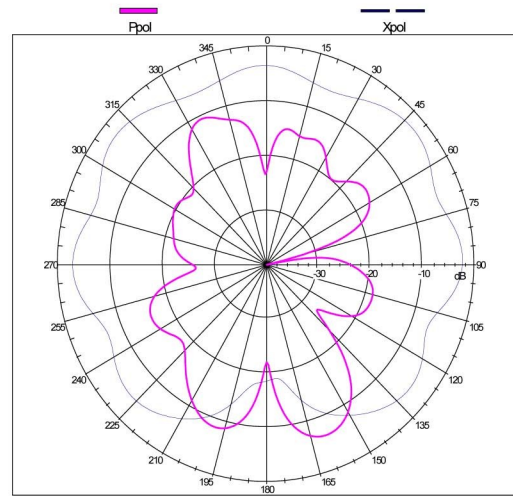




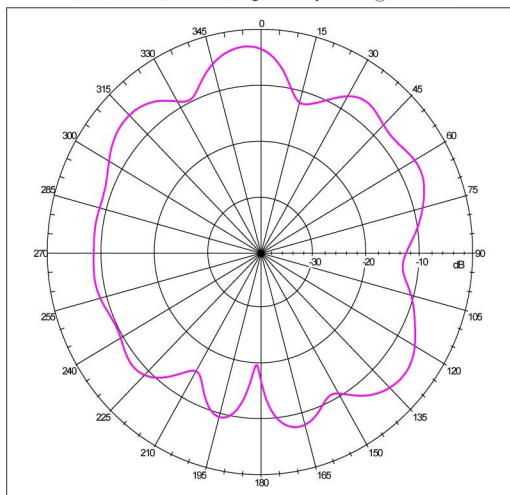
Far-field Power Distribution on X-Z Plane(E-Plane of L3 Pol Sense)  
Gain=-2.51 dBi; Total Radiating Efficiency: 24.58% @0.84500 GHz



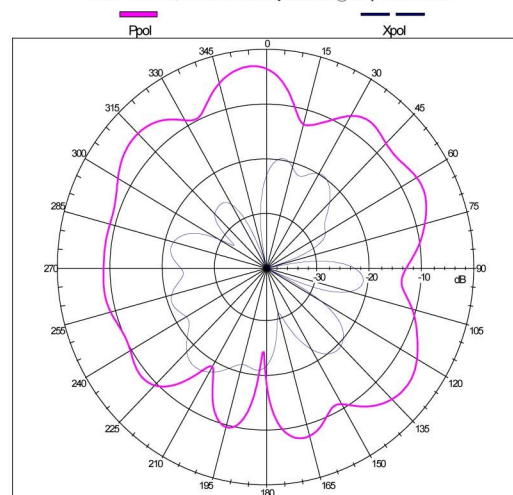
Far-field Pattern @ Phi=0 deg(E-Theta Plane-Cut)  
Gain=-2.51 dBi; Co-Pol Efficiency: 23.61% @Freq: 0.84500 GHz



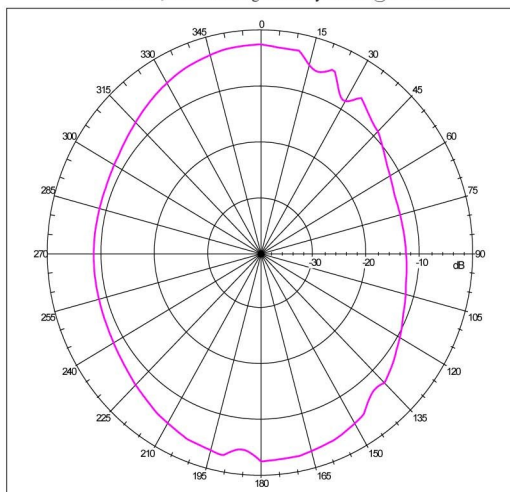
Far-field Power Distribution on Y-Z Plane(H-Plane of L3 Pol Sense)  
Gain=-2.51 dBi; Total Radiating Efficiency: 24.58% @0.84500 GHz



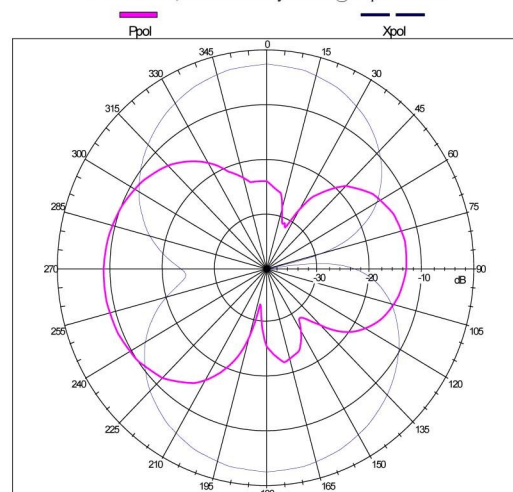
Far-field Pattern @ Phi=90 deg(E-Theta Plane-Cut)  
Gain=-2.51 dBi; Co-Pol Efficiency: 23.61% @Freq: 0.84500 GHz



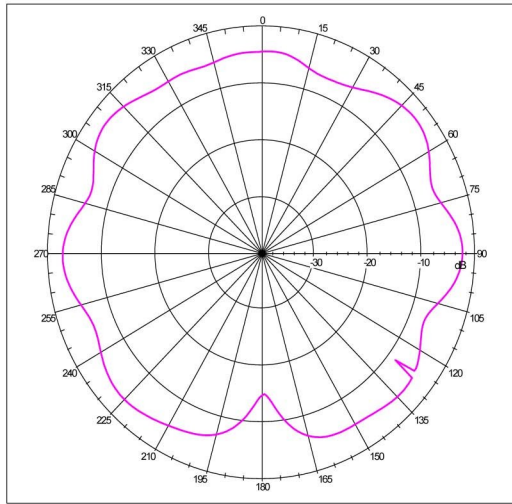
Far-field Power Distribution on X-Y Plane  
Gain=-2.51 dBi; Total Radiating Efficiency: 24.58% @0.84500 GHz



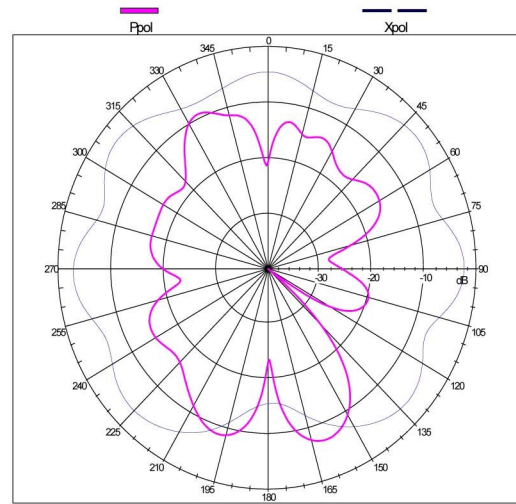
Far-field Pattern @ Theta=90 deg(E-Phi Plane-Cut)  
Gain=-2.51 dBi; Co-Pol Efficiency: 23.61% @Freq: 0.84500 GHz



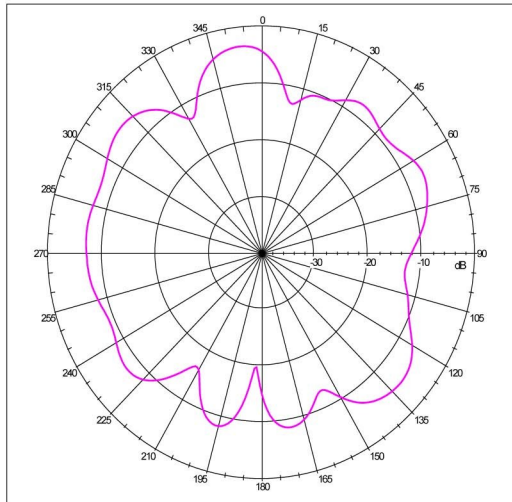
Far-field Power Distribution on X-Z Plane(E-Plane of L3 Pol Sense)  
Gain=-2.61 dBi; Total Radiating Efficiency: 23.47% @0.85000 GHz



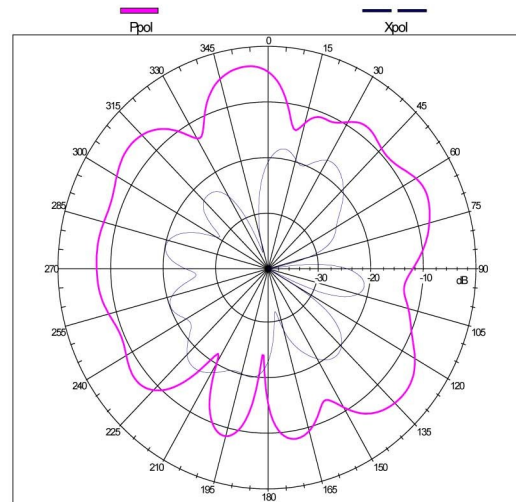
Far-field Pattern @ Phi=0 deg(E-Theta Plane-Cut)  
Gain=-2.61 dBi; Co-Pol Efficiency: 22.43% @Freq: 0.85000 GHz



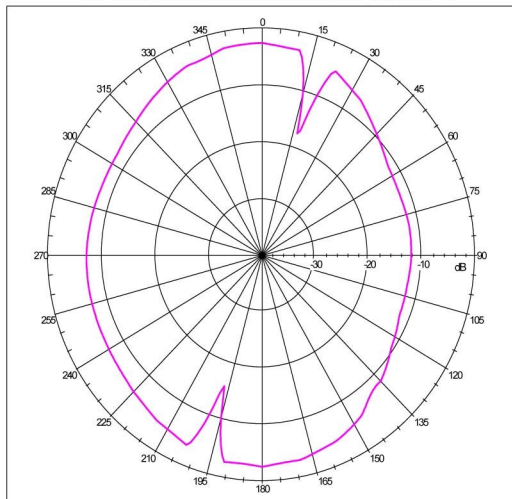
Far-field Power Distribution on Y-Z Plane(H-Plane of L3 Pol Sense)  
Gain=-2.61 dBi; Total Radiating Efficiency: 23.47% @0.85000 GHz



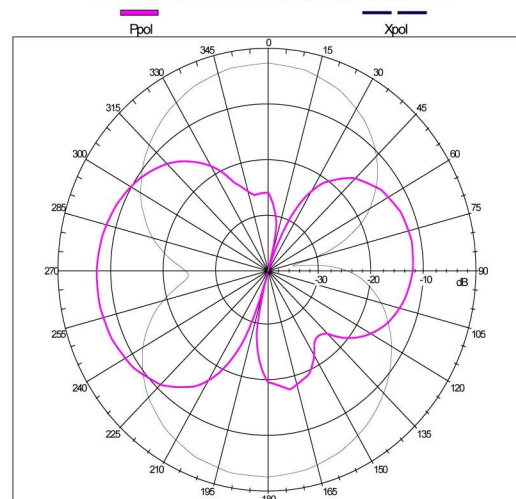
Far-field Pattern @ Phi=90 deg(E-Theta Plane-Cut)  
Gain=-2.61 dBi; Co-Pol Efficiency: 22.43% @Freq: 0.85000 GHz



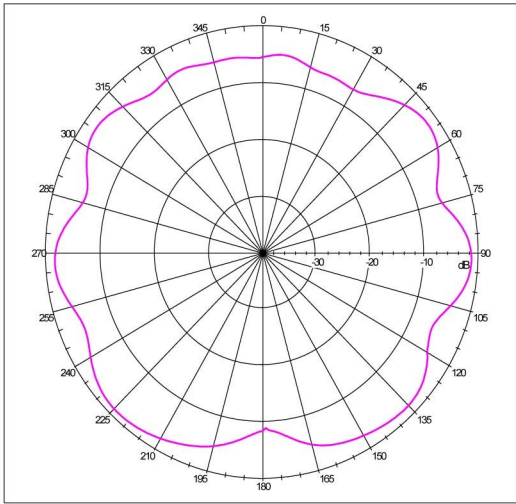
Far-field Power Distribution on X-Y Plane  
Gain=-2.61 dBi; Total Radiating Efficiency: 23.47% @0.85000 GHz



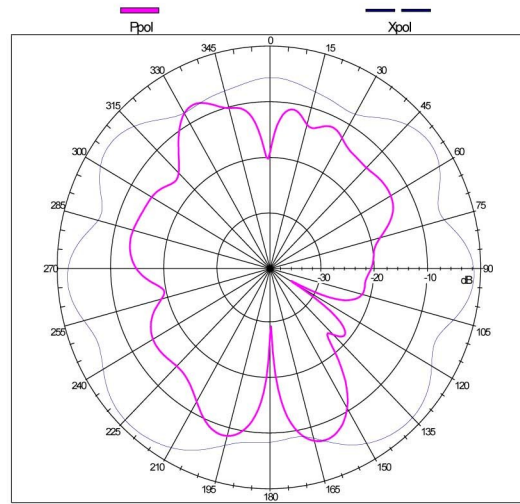
Far-field Pattern @ Theta=90 deg(E-Phi Plane-Cut)  
Gain=-2.61 dBi; Co-Pol Efficiency: 22.43% @Freq: 0.85000 GHz



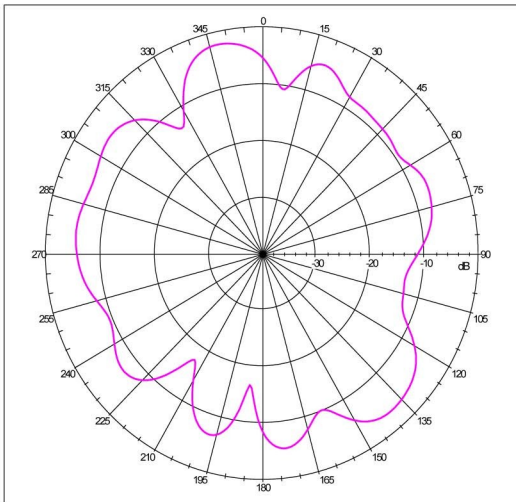
Far-field Power Distribution on X-Z Plane(E-Plane of L3 Pol Sense)  
Gain=-1.33 dBi; Total Radiating Efficiency: 29.83% @0.85500 GHz



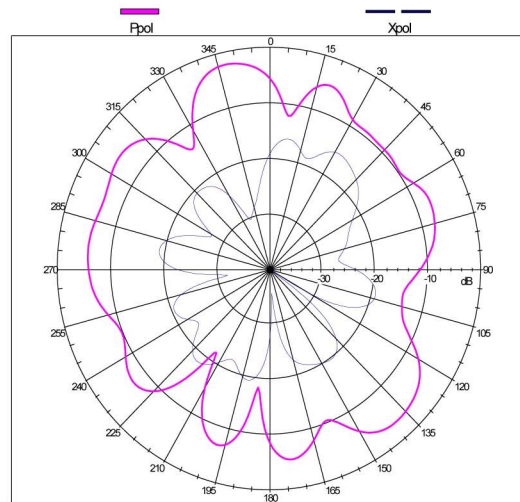
Far-field Pattern @ Phi=0 deg(E-Theta Plane-Cut)  
Gain=-1.33 dBi; Co-Pol Efficiency: 26.67% @Freq: 0.85500 GHz



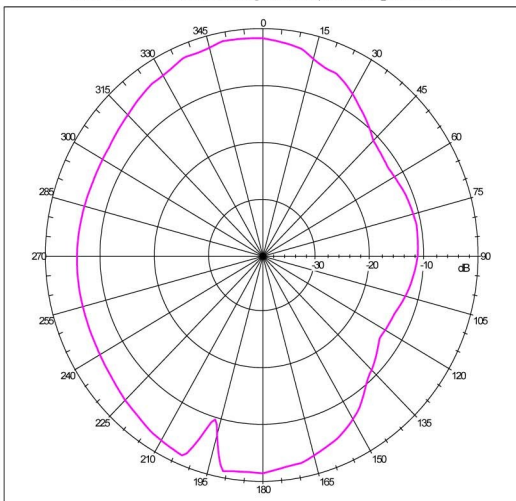
Far-field Power Distribution on Y-Z Plane(H-Plane of L3 Pol Sense)  
Gain=-1.33 dBi; Total Radiating Efficiency: 29.83% @0.85500 GHz



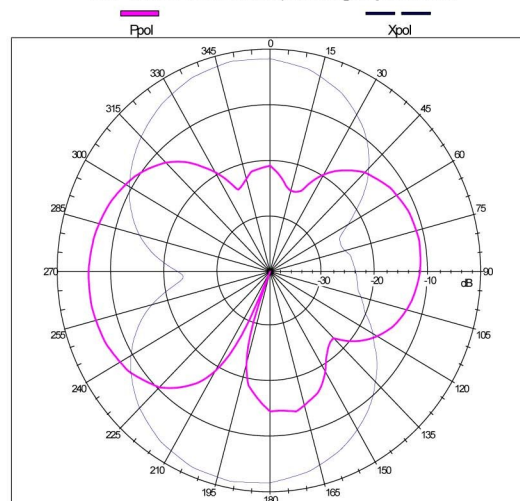
Far-field Pattern @ Phi=90 deg(E-Theta Plane-Cut)  
Gain=-1.33 dBi; Co-Pol Efficiency: 26.67% @Freq: 0.85500 GHz



Far-field Power Distribution on X-Y Plane  
Gain=-1.33 dBi; Total Radiating Efficiency: 29.83% @0.85500 GHz

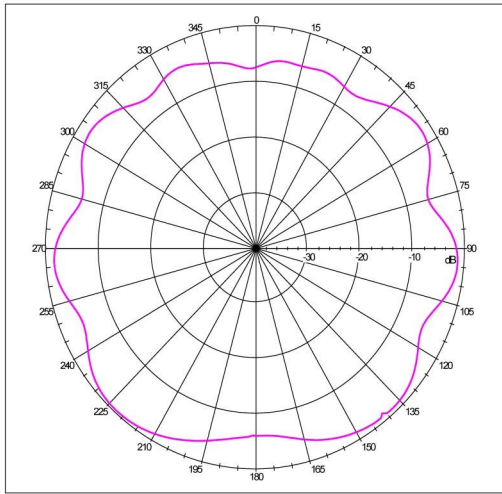


Far-field Pattern @ Theta=90 deg(E-Phi Plane-Cut)  
Gain=-1.33 dBi; Co-Pol Efficiency: 26.67% @Freq: 0.85500 GHz

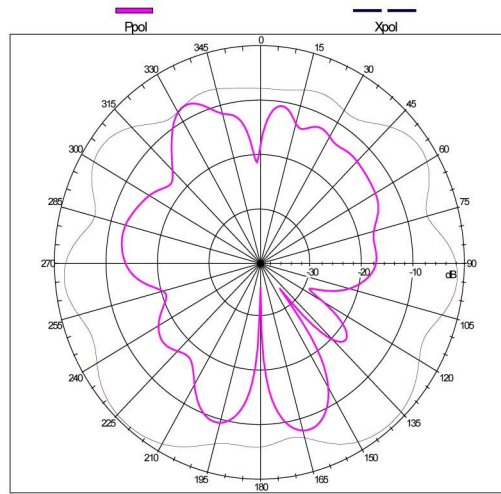




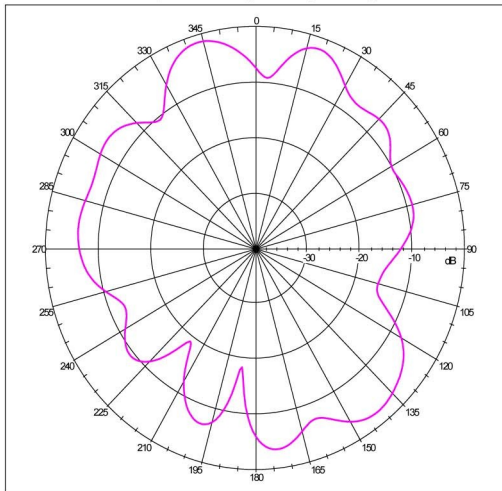
Far-field Power Distribution on X-Z Plane(E-Plane of L3 Pol Sense)  
Gain=-0.58 dBi; Total Radiating Efficiency: 31.68% @0.86000 GHz



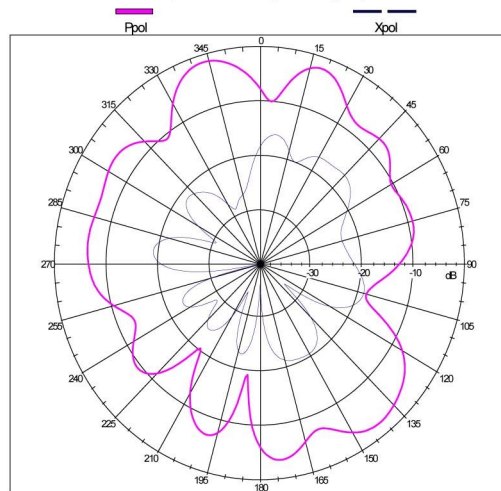
Far-field Pattern @Phi=0 deg(E-Theta Plane-Cut)  
Gain=-0.58 dBi; Co-Pol Efficiency: 29.35% @Freq: 0.86000 GHz



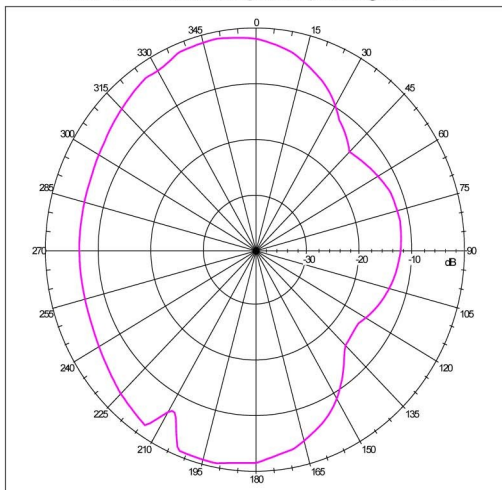
Far-field Power Distribution on Y-Z Plane(H-Plane of L3 Pol Sense)  
Gain=-0.58 dBi; Total Radiating Efficiency: 31.68% @0.86000 GHz



Far-field Pattern @Phi=90 deg(E-Theta Plane-Cut)  
Gain=-0.58 dBi; Co-Pol Efficiency: 29.35% @Freq: 0.86000 GHz



Far-field Power Distribution on X-Y Plane  
Gain=-0.58 dBi; Total Radiating Efficiency: 31.68% @0.86000 GHz



Far-field Pattern @Theta=90 deg(E-Phi Plane-Cut)  
Gain=-0.58 dBi; Co-Pol Efficiency: 29.35% @Freq: 0.86000 GHz

