

# RFID Patch Antenna

**APAES923R3640C16-T**

RoHS/RoHS II compliant



36.0 x 36.0 x 4.0mm

MSL level: Not Applicable

## FEATURES:

- High Gain
- Pin type
- Customization Available
- RoHS Compliance

## TYPICAL APPLICATIONS:

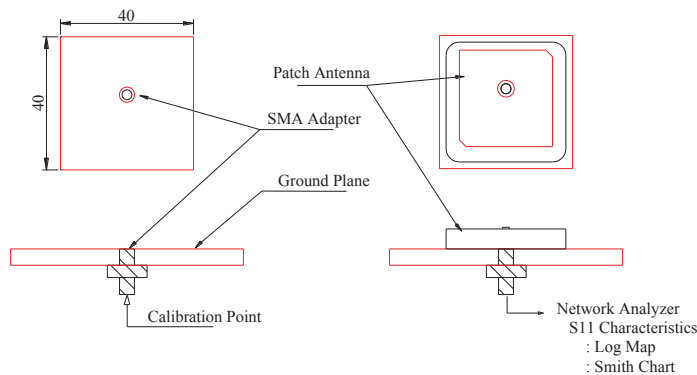
RFID systems for Logistic & Inventory Management of Retail, Pharmaceutical, Automotive Industries; Industrial automation, Contactless smart cards.

## STANDARD SPECIFICATIONS:

Parameters	Min.	Typ.	Max.	Units	Note
Receiving Frequency Range	918		927	MHz	
Center Frequency <sup>(*)</sup>	923			MHz	(On 40*40mm GND Plane)
Bandwidth	5			MHz	(Return loss $\leq$ 10dB)
Gain		1.5		dBic	(Peak gain on (On 70*70mm GND Plane facing Zenith.)
Axial Ratio			2.5	dB	
VSWR @ Center Frequency			1.5		
Polarization Model	RHCP				(Right Hand Circular Polarization)
Impedance	50			$\Omega$	
Frequency Temperature Coefficient	-10		10	ppm/ $^{\circ}$ C	

<sup>(\*)</sup> Application environment, including size of the ground plane, proximity to adjacent components, etc., will affect stated performance. Fine tuning might be required when installed on end-customer's PCB. Abracon offers Antenna Optimization Service, please contact Abracon.

## TEST CONDITIONS & TEST SETUP:



## STRUCTURE AND MATERIAL

Description	Material
Antenna Substrate	Dielectric Ceramics
Pin	Copper and tinplated
Electrode	Ag Plated
Ground Plane	Ag Plated
Adhesive Type	NITTO 5000NS

# RFID Patch Antenna

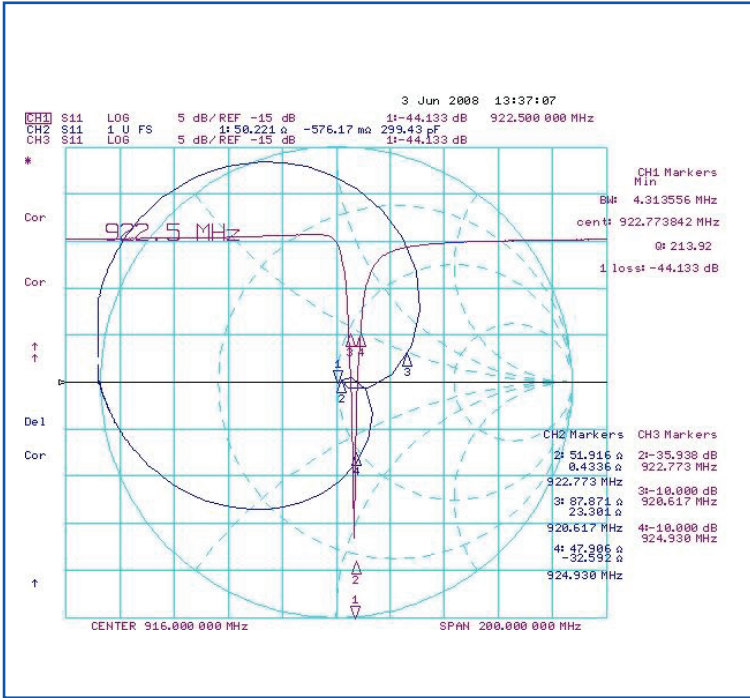
APAES923R3640C16-T

RoHS/RoHS II compliant

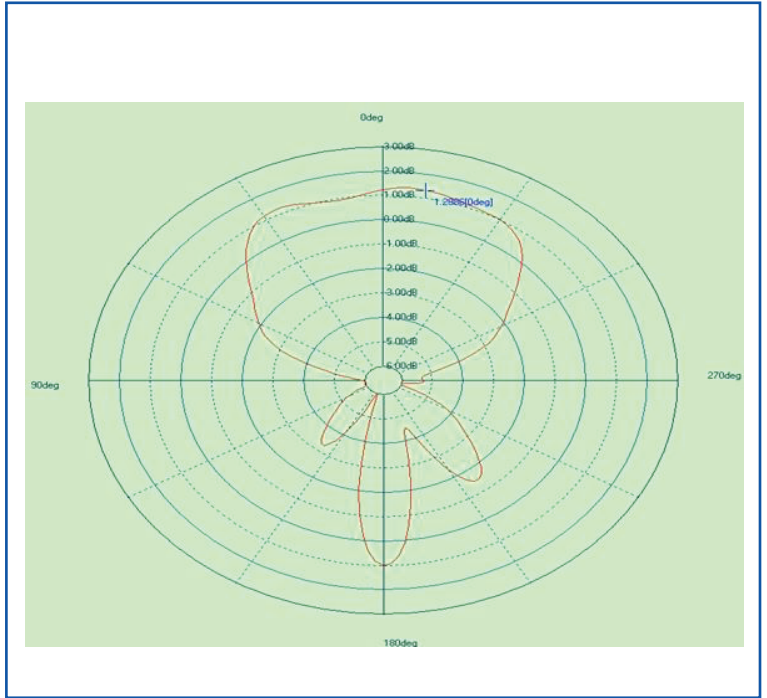


36.0 x 36.0 x 4.0mm

## SMITH CHART



## RADIATION PATTERN



## OUTLINE DIMENSION:

