




PUI audio



Data Sheet

AS05804PS-X-R

PUI Audio's eXtreme Series speakers are purpose-built for superior performance using Klippel-optimized motor designs. Forced-air vented voice coils combine with a high-grade neodymium motor for extreme power handling, extremely flat frequency response, and a surprising amount of bass when used with tuned-port or passive radiator assisted enclosures.



Air is forced into the magnetic loop on both sides of the voice coil for improved heat dissipation

Features:

- Poly-coated paper cone for warm natural sound and improved ruggedness
- Large voice coil diameter for high power handling
- Convenient mounting frame for easy integration
- Venting in the magnetic motor creates forced-air cooling limiting power compression
- Two-layer copper-clad aluminum wire for great transient response
- Water and dustproof to IP65
- Low Qts design for use in ultra-small enclosures without inhibiting performance

Specifications

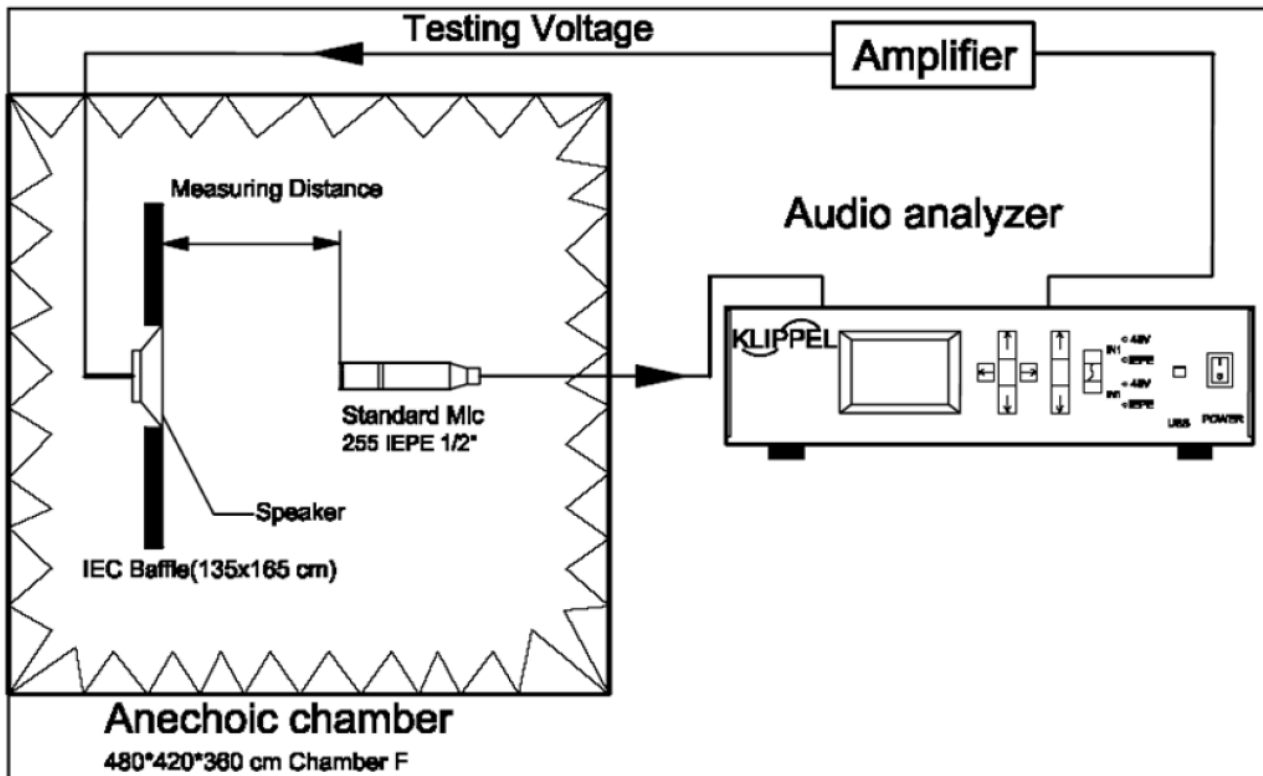
Parameters	Values	Units
Rated Input Power	10	Watts
Max Input Power	15	Watts
Impedance	4 ± 15%	Ohms
SPL @ 1W/0.5m (Average 0.8, 1.0, 1.2, 1.5 kHz)	84 ± 3	dB
Resonant Frequency	140 ± 20%	Hz
Frequency Range (-10 dB)	Fo ~ 20,000+	Hz
Frame Material	Stamped Steel	-
Magnet Material	NdFeB	-
Weight	92	Grams
Ingress Protection Rating	IP65	-
Recommended Sealed Enclosure Volume Range (Qtc ≤ 0.707)*	0.09 ~ 0.50	Liters
Recommended Vented Enclosure Volume*	0.50	Liters
Vent Size and Tuning Frequency	20mm dia. x 300mm L, 80 Hz	-

*Recommended enclosure volumes do not include volume displaced by speaker or vent

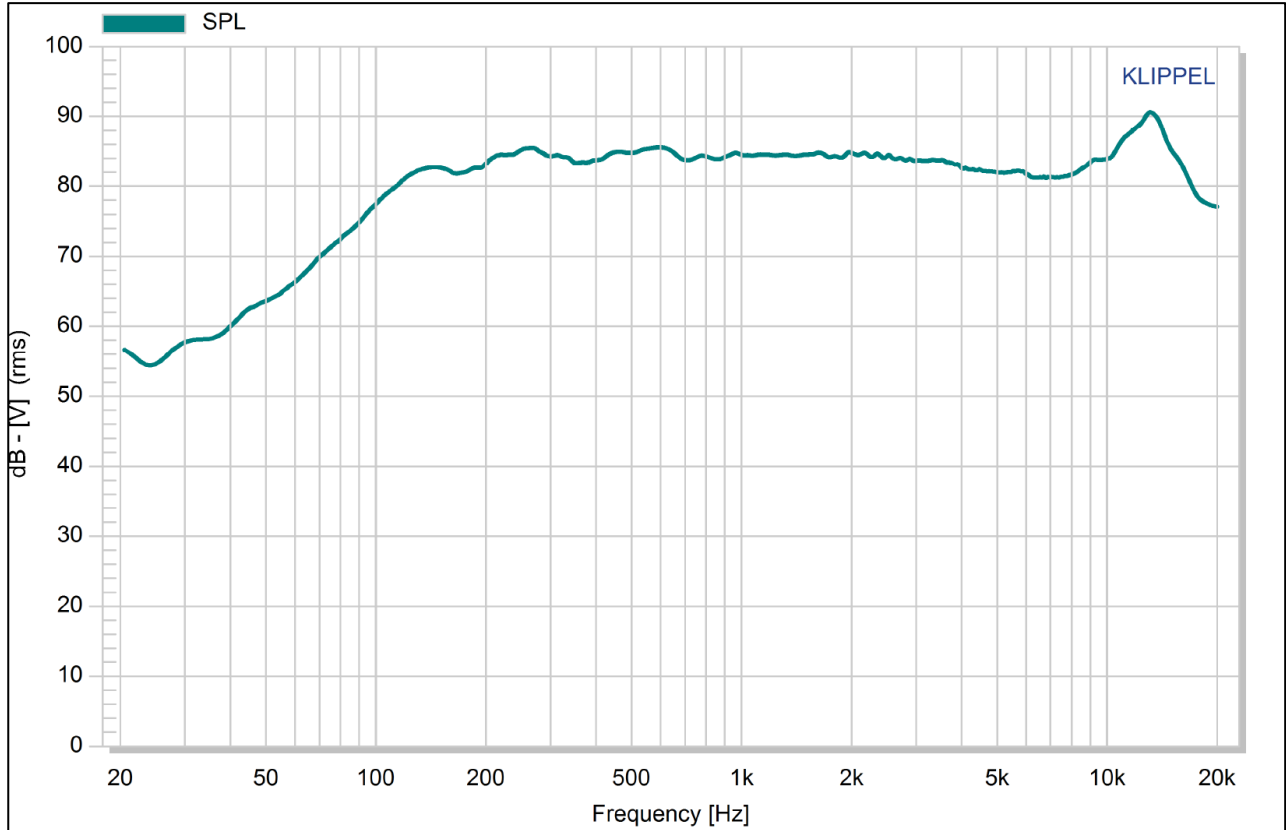
Speaker Specifications (continued)

Acceptable Soldering Methods	Hand Solder	-
Buzz, Rattle, etc.	Should not be audible with 6.32V sine wave from 90 Hz to 20 kHz	-
Environmental Compliances	RoHS 2015/863/EU, REACH 197	-
Polarity	Cone shall move forward when a positive voltage is applied to the positive terminal	-
Operating Temperature	-25 ~ +60	°C
Storage Temperature	-25 ~ +60	°C

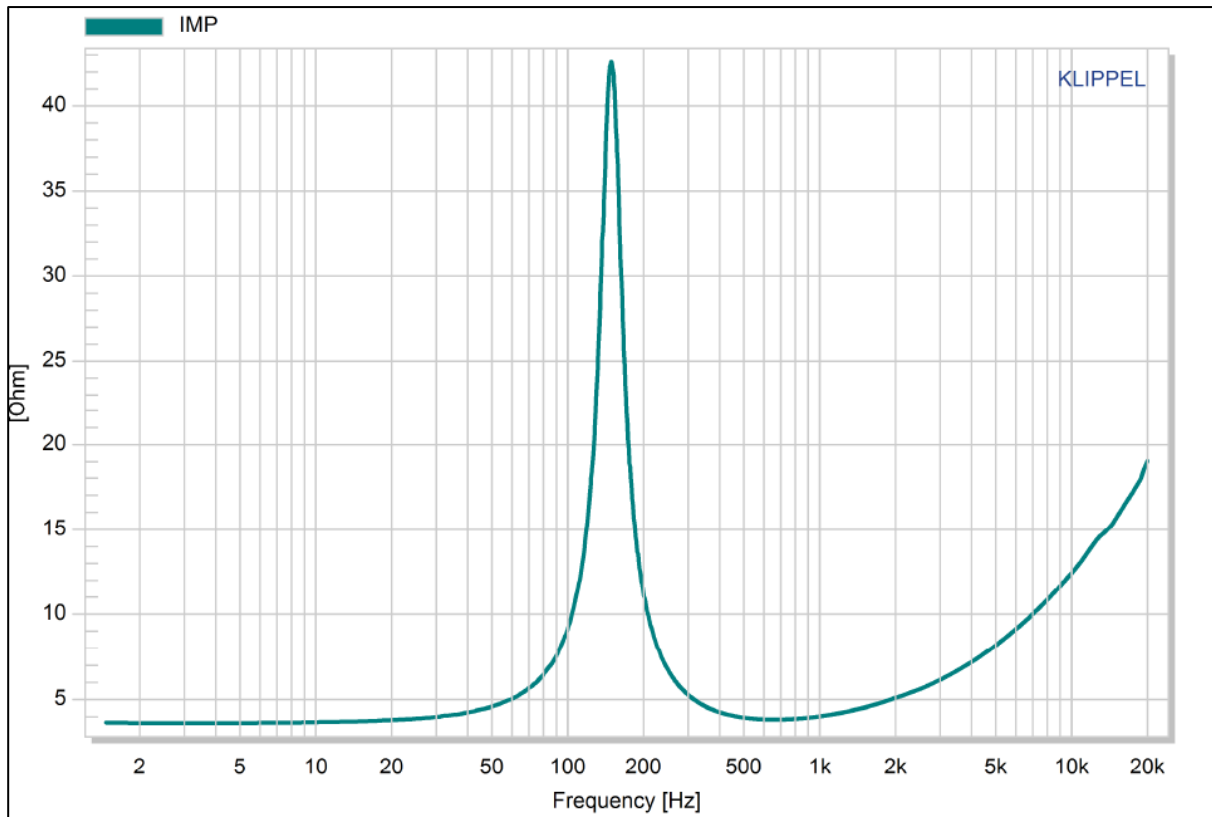
Measurement Method (1W input power with microphone spaced at 50cm)



Typical Frequency Response (Tested at 1W/50cm)



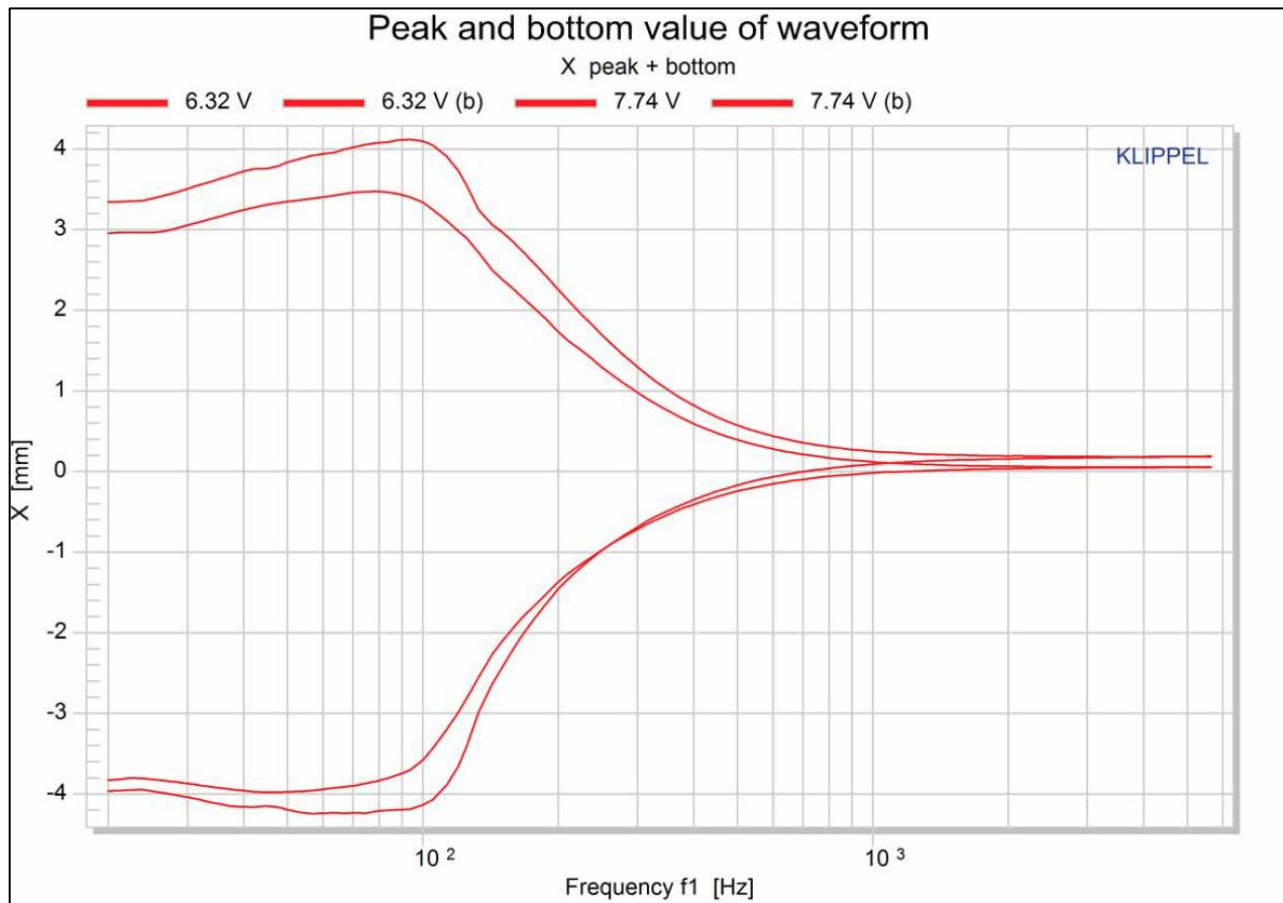
Typical Impedance Response



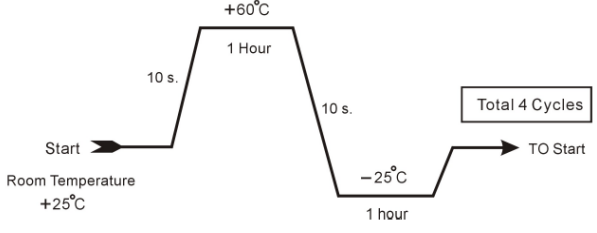
Typical Thiele-Small Parameters (based on Golden Sample, up to 20% variance is normal)

Specification	Value	Description
Re	3.62 Ohms	DC resistance
Le	0.142 mH	Inductance @ 10 kHz
Fs	145 Hz	Resonant Frequency
Mms	2.26 grams	Moving Mass
Bl	3.72 N/A	Magnet Force Factor
Qms	6.719	Mechanical Q-factor
Qes	0.582	Electrical Q-factor
Qts	0.536	Total Q-factor
Vas	0.108 liters	Equivalent Air Volume of Suspension
Xmax	4.5 mm	One-Way Voice Coil Travel @ 15W Input

Klippel Tested Excursion

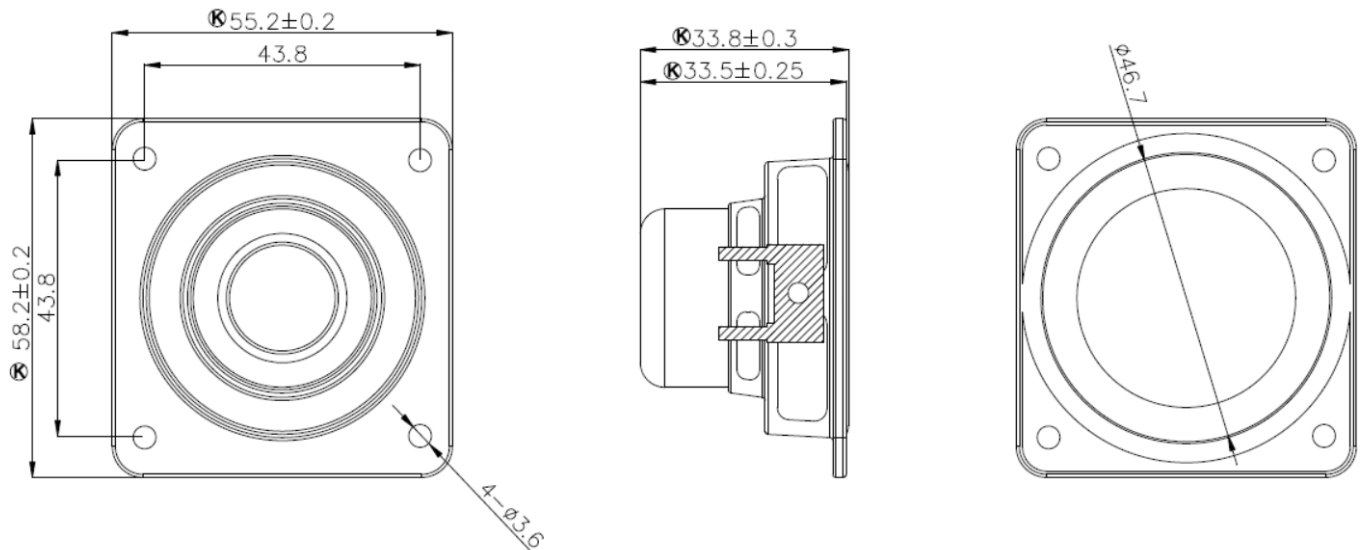


Reliability Testing

Type of Test	Test Specifications
High Temperature Test	96 hours at $+60^{\circ}\text{C} \pm 2^{\circ}\text{C}$ followed by three hours in normal room temperature
Low Temperature Test	96 hours at $-20^{\circ}\text{C} \pm 3^{\circ}\text{C}$ followed by three hours in normal room temperature
Humidity Test	96 hours at $+40^{\circ}\text{C} \pm 2^{\circ}\text{C}$ with relative humidity between 90% and 95% followed by 6 hours in normal room temperature
Temperature Cycle Testing	 <p>The graph illustrates a temperature cycle starting at Room Temperature $+25^{\circ}\text{C}$. It ramps up in 10 seconds to $+60^{\circ}\text{C}$, where it remains for 1 hour. It then ramps down in 10 seconds to -25°C, where it remains for 1 hour. The cycle then ramps back up to Room Temperature $+25^{\circ}\text{C}$. This entire cycle is repeated 4 times, labeled as 'Total 4 Cycles'.</p>
Vibration Test	Frequency 30 ± 15 Hz, Amplitude 1.5 mm for 3 Hours. After test, SPL shall not deviate by ± 3 dB from pre-test measurement
Drop Test	75 cm free falling on concrete floor, 10 times.
Load Test	Speaker should not fail after applying 20 Hz ~ 20 kHz pink noise with HPF rated power input (RMS), 96 hours.

After each test, SPL shall not deviate by more than ± 3 dB from pre-test measurement.

Dimensions (Left, larger terminal is positive and is indicated by + on the terminal board)



Note: Recommended speaker baffle opening is 53.5mm. Always test-fit prior to closing mechanical design. Please maintain at least 6mm distance between top of frame and next surface.