

Product Document



User Guide

UG001005

AS5070

Socket Board

AS5070-SO_EK_SB

v2-00 • 2020-Dec-11

Content Guide

<p>1 Introduction 3</p> <p>1.1 Kit Content..... 3</p> <p>1.2 Ordering Information 3</p> <p>2 Board Description 4</p> <p>3 AS5070-SO_EK_SB Hardware..... 5</p> <p>3.1 AS5070-SO_EK_SB Schematics..... 5</p>	<p>3.2 AS5070-SO_EK_SB PCB Layout 6</p> <p>4 Revision Information 7</p> <p>5 Legal Information..... 8</p>
---------------------------------------------------------------------------------------------------------------------------------------------------------------------------------------------------------------------------------------------------	-------------------------------------------------------------------------------------------------------------------------------------


1 Introduction

The AAS5070-SO_EK_SB socket board is used for quick programming of the AS5070A and AS5070B magnetic rotary position sensors without soldering due to its ZIF socket.

This board can be used in combination with the AS5xxx-EK-USB-PB UART Programming Board and the provided LabVIEW evaluation software.

1.1 Kit Content

Figure 1:
AS5070 Socket Board Kit Content



Pos.	Item	Comment
1	AS5070-SO_EK_SB	Socket board

1.2 Ordering Information


Ordering Code	Description
AS5070-SO_EK_SB	AS5070 Eval Kit Socket Board

2 Board Description

The PCB offers direct connecting option to the AS5xxx-EK-USB-PB UART Programmmer with the 4-pin single-row connector on the left side. A ZIF Open-Top-Socket for SOIC8 packages is mounted in the middle. Pin 1 of the IC is indicated by a small white dot on the PCB.

All passive components needed for proper operation are included on bottom side the PCB.

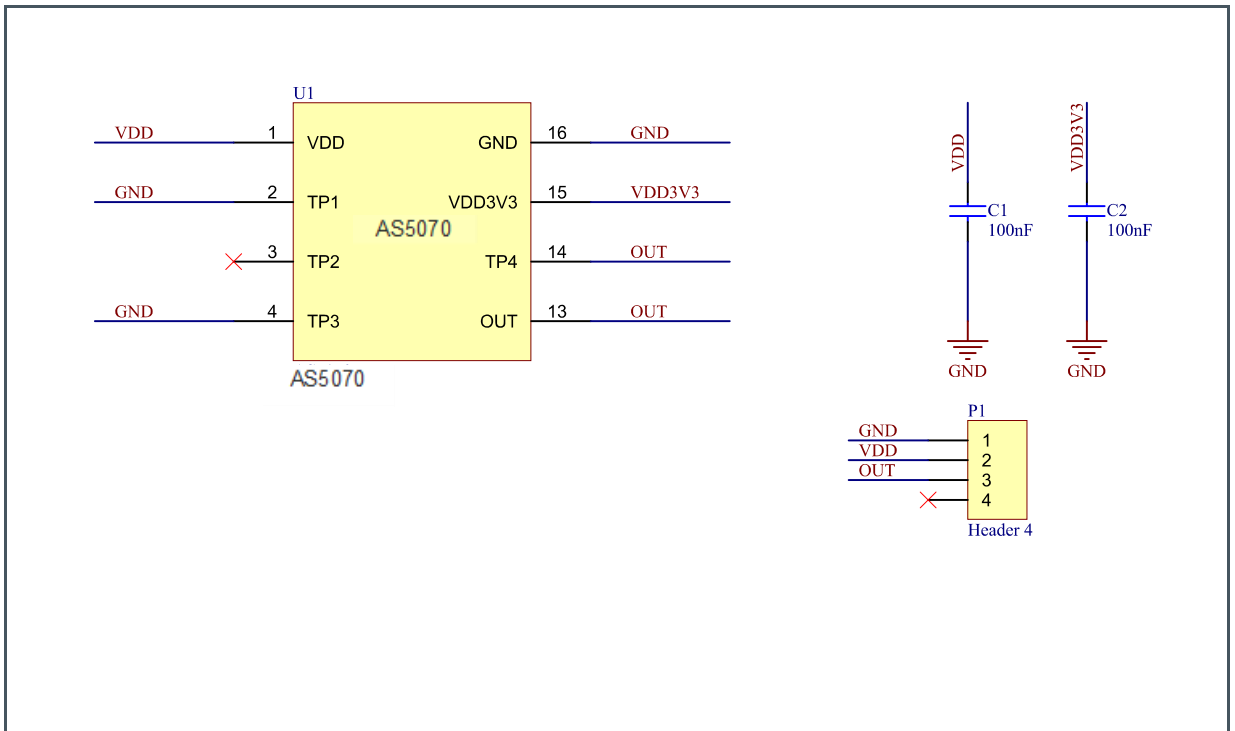
Figure 2:
AS5070 Socket Board



3 AS5070-SO_EK_SB Hardware


3.1 AS5070-SO_EK_SB Schematics

Figure 3:
AS5070-SO_EK_SB Schematics



3.2 AS5070-SO_EK_SB PCB Layout

Figure 4:
AS5070-SO_EK_SB PCB Layout



4 Revision Information

Changes from previous version to current revision v2-00	Page
Update to latest template	

- Page and figure numbers for the previous version may differ from page and figure numbers in the current revision.
- Correction of typographical errors is not explicitly mentioned.