



**Eval Kit Manual**

# **AS5x47**

## **Socket Board**

**AS5x47-TS\_EK\_SB**

## Table of Contents

1	Introduction .....	3
1.1	Kit Content .....	3
2	Board description .....	4
3	AS5x47-TS_EK_SB Hardware .....	5
3.1	AS5x47-TS_EK_SB schematics .....	5
3.2	AS5x47-TS_EK_SB PCB layout .....	6
4	Ordering & Contact Information .....	7
5	Copyrights & Disclaimer .....	8

## Revision History

Revision	Date	Owner	Description
1.0	20.01.2015	mzie	Initial version


# 1 Introduction

The AS5x47-TS\_EK\_SB socket board is used for quick programming of the AS5047D and AS5147 magnetic rotary position sensors without soldering due to its ZIF socket.

This board can be used in combination with the USB I&P Box or the SD4Y production programmer.

## 1.1 Kit Content

Figure 1: Kit content



Pos.	Item	Comment
1	AS5x47-TS_EK_SB	Socket board


## 2 Board description

The PCB offers 2 connecting options: The 5-pin dual-row connector on the left side for connecting to the USB I&P Box and the 10-pin dual-row connector on the right side for connecting to the SD4Y Production Programmer. Furthermore 8-pin header on top gives access to UVW, ABI and GND signals.

A ZIF Open-Top-Socket for TSSOP packages is mounted in the middle. Pin 1 of the IC is indicated by a small dot on the left bottom corner of the socket or by the label on the PCB.

All passive components needed for proper operation are included on the PCB. Only a power supply mode of 5V is possible.

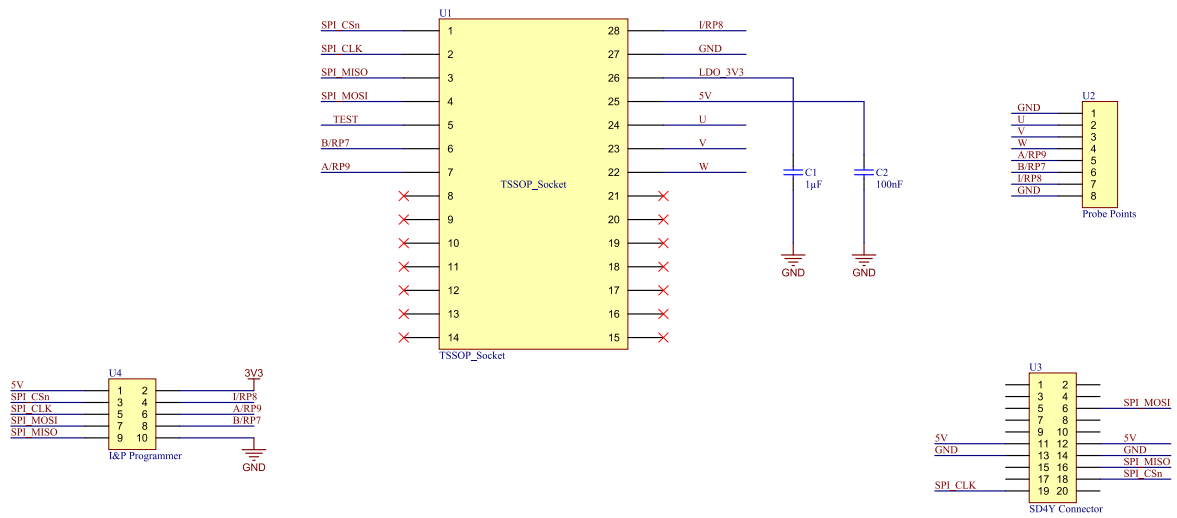
**Figure 2: AS5x47 socket board**



### 3 AS5x47-TS\_EK\_SB Hardware


#### 3.1 AS5x47-TS\_EK\_SB schematics

Figure 3: AS5x47-TS\_EK\_SB schematics



### 3.2 AS5x47-TS\_EK\_SB PCB layout

Figure 4: AS5x47-TS\_EK\_SB PCB layout



## 4 Ordering & Contact Information

Ordering Code	Description
AS5x47-TS_EK_SB	AS5x47 Eval Kit Socket Board

**Buy our products or get free samples online at:**

[www.ams.com/ICdirect](http://www.ams.com/ICdirect)

**Technical Support is available at:**

[www.ams.com/Technical-Support](http://www.ams.com/Technical-Support)

**Provide feedback about this document at:**

[www.ams.com/Document-Feedback](http://www.ams.com/Document-Feedback)

**For further information and requests, e-mail us at:**

[ams\\_sales@ams.com](mailto:ams_sales@ams.com)

**For sales offices, distributors and representatives, please visit:**

[www.ams.com/contact](http://www.ams.com/contact)

### Headquarters

ams AG

Tobelbaderstrasse 30

8141 Unterpemstaetten

Austria, Europe

Tel: +43 (0) 3136 500 0

Website: [www.ams.com](http://www.ams.com)