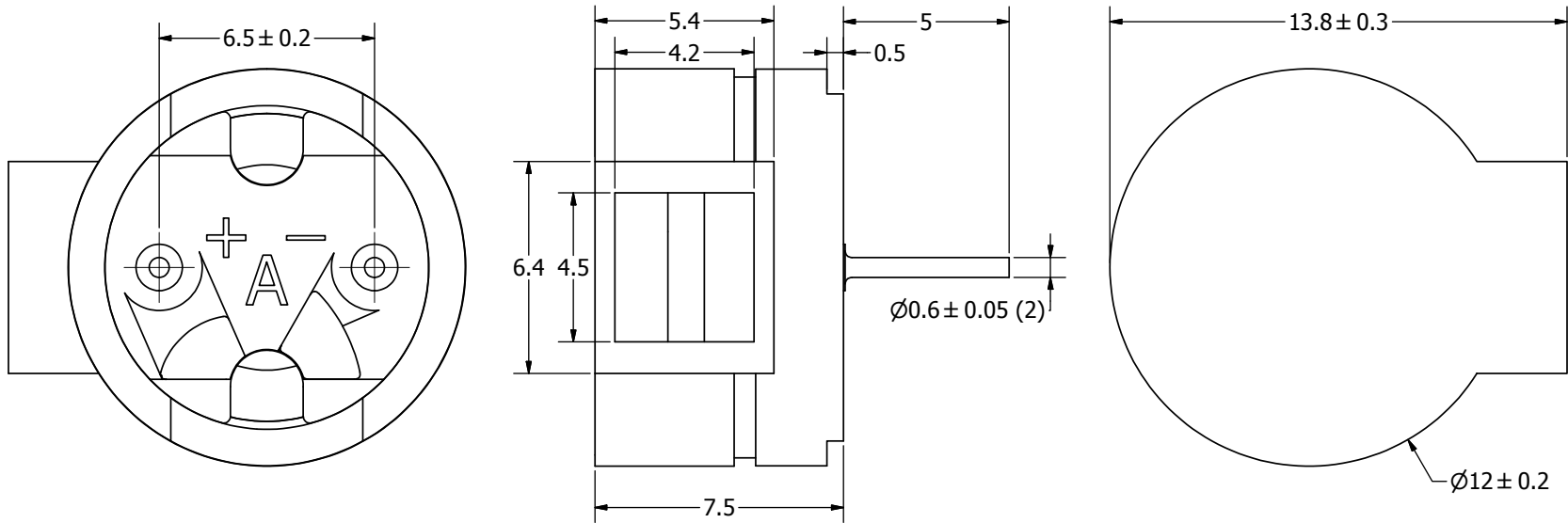
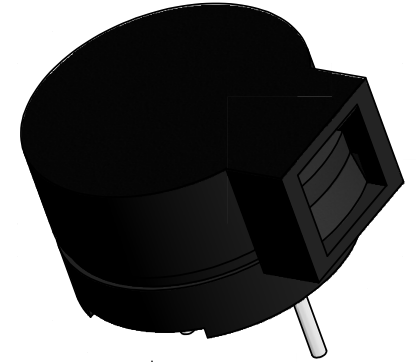
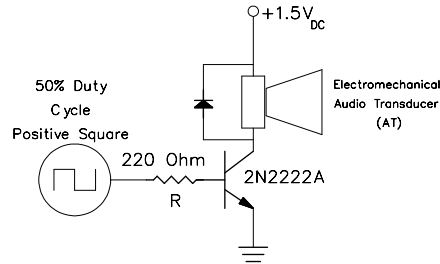


SPECIFICATIONS		
PARAMETERS	VALUES	UNITS
RATED VOLTAGE	1.5	Vdc
OPERATING VOLTAGE RANGE	1 ~ 3	Vdc
RATED CURRENT (MAX)	70	mA
COIL RESISTANCE	6.5 ± 1	OHM
MINIMUM SPL @ 10 CM	88	dba
RESONANT FREQUENCY	2,731 ± 500	Hz
OPERATING TEMPERATURE	-20 ~ +70	°C
STORAGE TEMPERATURE	-30 ~ +85	°C
HOUSING MATERIAL	NORYL	-
TERMINAL MATERIAL	Sn PLATED COPPER	-
WEIGHT	2	grams

THIS DOCUMENT CONTAINS DATA PROPRIETARY TO PROJECTS UNLIMITED, INC. ANY USE OR REPRODUCTION, IN ANY FORM, WITHOUT PRIOR WRITTEN PERMISSION OF PROJECTS UNLIMITED, INC. IS PROHIBITED.
©2003, Projects Unlimited Inc.

REVISION HISTORY			
LTR	DESCRIPTION	DATE	APPROVED
-	RELEASED FROM ENGINEERING	11/2/2005	
A	REVISED PIN DIAMETER TOLERANCE	6/30/2008	B.R.
B	ADDED DRIVE CIRCUIT	2/17/2009	B.R.
C	REVISED TO INVENTOR 3-D DRAWING TEMPLATE	4/16/2009	B.R.

RECOMMENDED DRIVE CIRCUIT



NOTES:

1. ALL DIMENSIONS ARE IN MILLIMETERS.
2. SPECIFICATIONS SUBJECT TO CHANGE OR WITHDRAWAL WITHOUT NOTICE.
3. THIS PART IS RoHS 2002/95/EC COMPLIANT.

UNLESS OTHERWISE SPECIFIED: DIMENSIONS ARE IN MILLIMETERS, TOLERANCES ARE ±0.5 AND ANGLES ARE ±3°.	SIZE A3	Designed by	Date	Checked by	Date	Approved by	Date	Drawn Date	
		J.A.F.	11/2/2005	E.P.	11/2/2005	B.R.	11/2/2005	4/16/2009	
AT-1427-ST-R.idw						AT-1427-ST-R		Edition	Sheet
								Transducer (Electro-Mech)	