

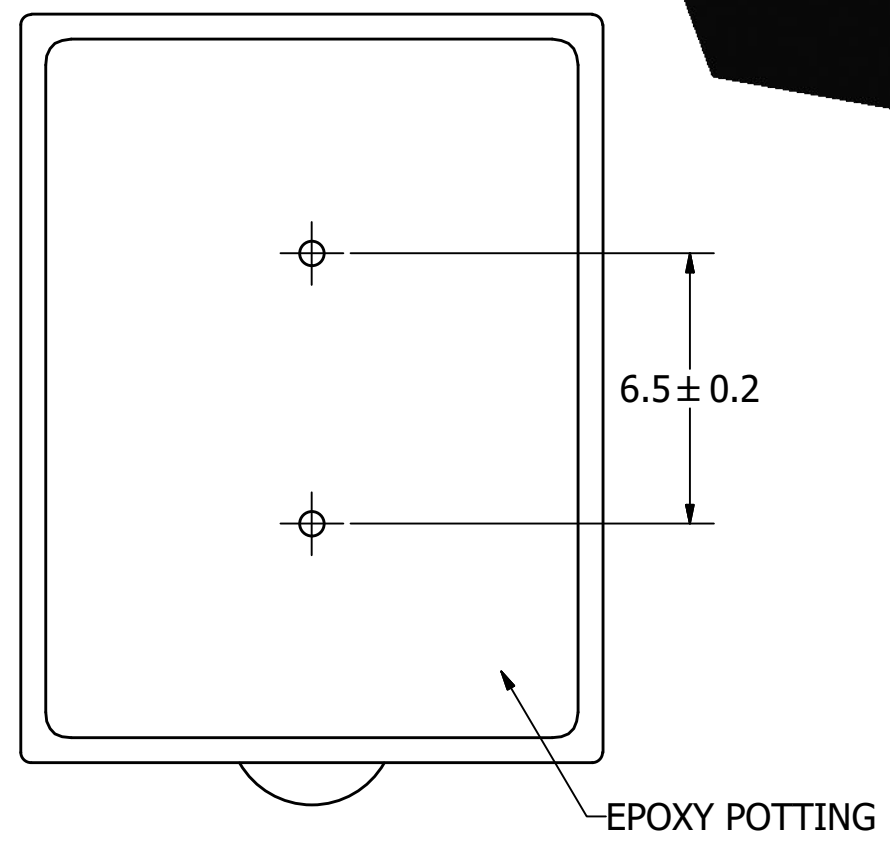
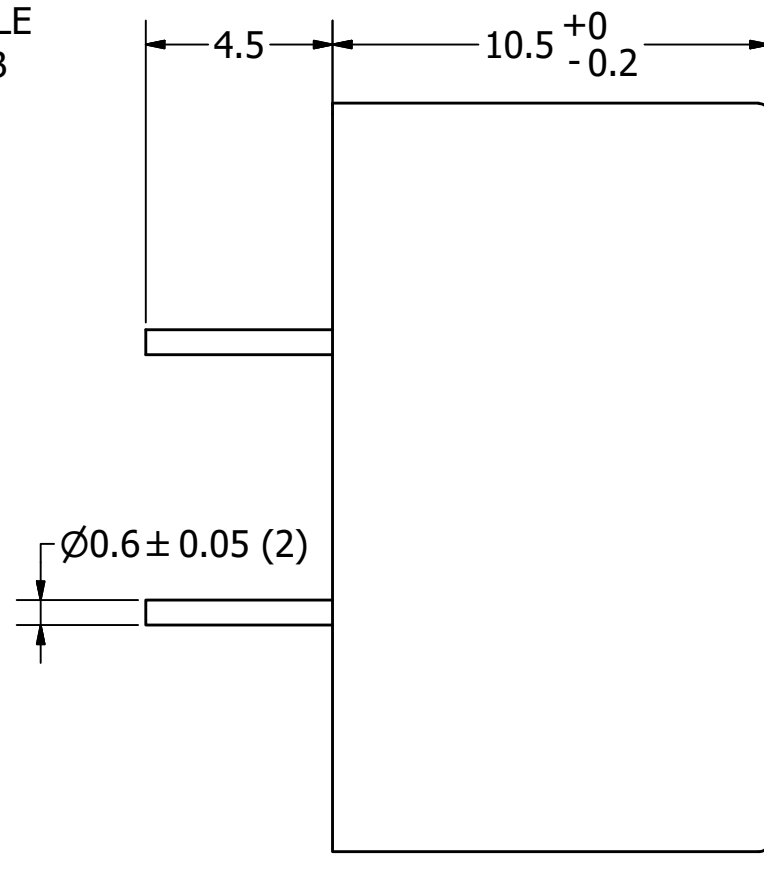
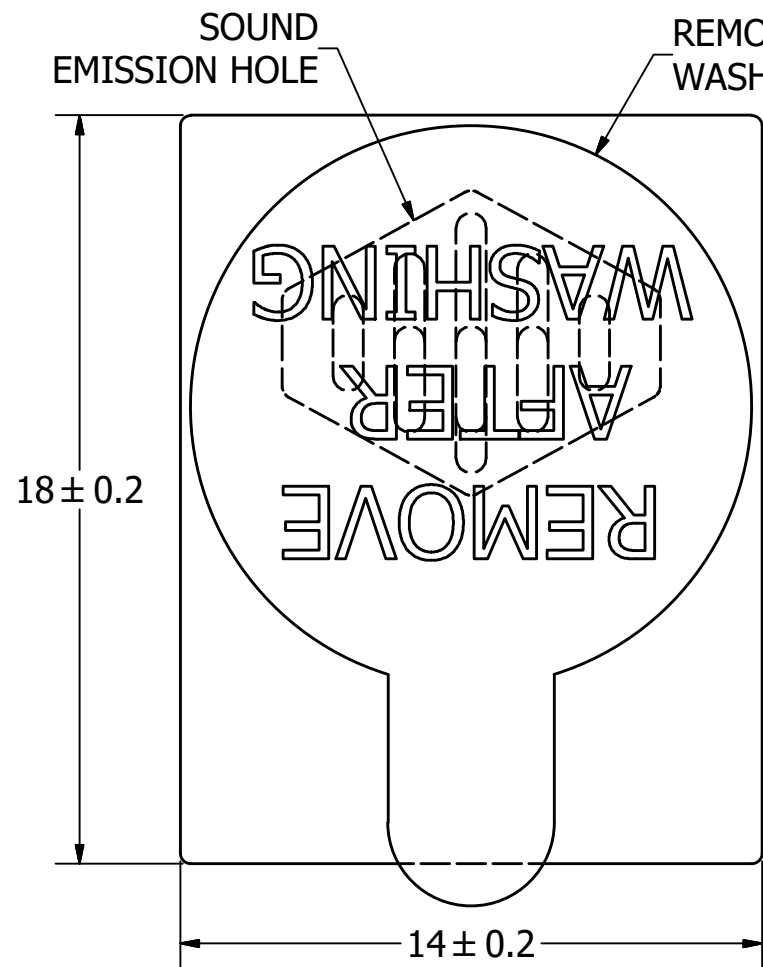
SPECIFICATIONS

PARAMETERS	VALUES	UNIT
RATED VOLTAGE	1.5	Vpk
OPERATING VOLTAGE RANGE	1 ~ 2	Vpk
RATED CURRENT (MAX)	40	mA
COIL RESISTANCE	16 ± 4	OHM
MINIMUM SPL @ 10 CM	85	dB
RESONANT FREQUENCY	2,250 ± 250	Hz
OPERATING TEMPERATURE	-20 ~ +80	°C
STORAGE TEMPERATURE	-30 ~ +85	°C
HOUSING MATERIAL	NORYL	-
TERMINAL MATERIAL	Sn PLATED COPPER	-
WEIGHT	7	grams

THIS DOCUMENT CONTAINS DATA PROPRIETARY TO PROJECTS UNLIMITED, INC. ANY USE OR REPRODUCTION, IN ANY FORM, WITHOUT PRIOR WRITTEN PERMISSION OF PROJECTS UNLIMITED, INC. IS PROHIBITED.
©2003, Projects Unlimited Inc.

REVISION HISTORY

LTR	DESCRIPTION	DATE	APPROVED
-	RELEASED FROM ENGINEERING	3/21/2006	
A	REVISED PART HEIGHT DIMENSION	5/11/2010	B.R.
B	REVISED TO INVENTOR 3-D DRAWING TEMPLATE	5/12/2010	B.R.
C	REVISED RESONANT FREQUENCY	2/19/2020	M.L.



- NOTES:**
1. ALL DIMENSIONS ARE IN MILLIMETERS.
 2. SPECIFICATIONS SUBJECT TO CHANGE OR WITHDRAWL WITHOUT NOTICE.
 3. THIS PART IS RoHS 2015/863/EU COMPLIANT.
 4. WAVE SOLDER AND WASH ALLOWED.

UNLESS OTHERWISE SPECIFIED: DIMENSIONS ARE IN MILLIMETERS, TOLERANCES ARE ±0.5 AND ANGLES ARE ±3°.	SIZE A3	Designed by	Date	Checked by	Date	Approved by	Date	Drawn Date
		T.G.	3/21/2006	B.R.	3/21/2006	E.P.	3/21/2006	5/12/2010
AT-1820-TWT-1V-R.idw				AT-1820-TWT-1V-R			Transducer (Electro-Mech)	
							Edition	Sheet
							-	1 / 1