

Data Sheet	AT-2508-TT-HT-R
------------	-----------------

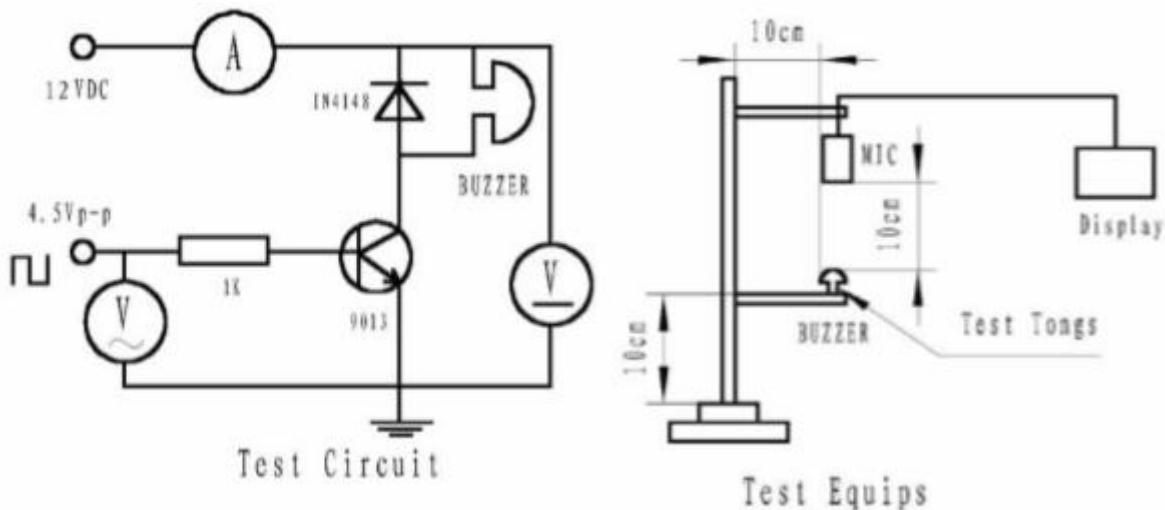
PUI Audio’s **High Temperature** line of products is designed to withstand ultra-wide operating temperatures. The **AT-2508-TT-HT-R** is designed for high output at 800Hz in a small package.

- Wide operating temperature range of -40°C ~ +85°C
- Low resonant frequency of 800 Hz
- ≥85 dB output at 10cm with 5 V0-p input

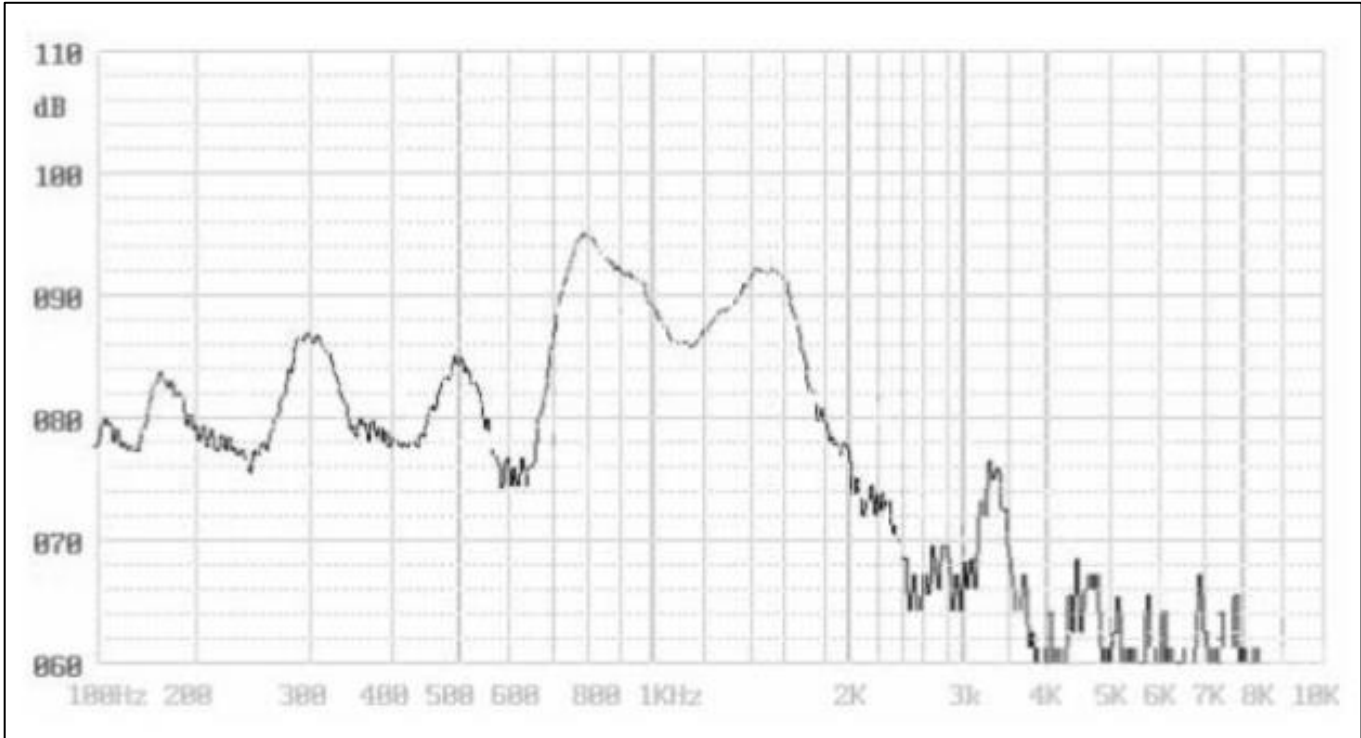
Specifications

Parameters	Values	Units
Rated Voltage	5	V0-p
Operating Voltage Range	3 ~ 7	V0-p
Current Draw at Rated Voltage	≤80	mA
Coil Resistance	30±5	Ohms
Minimum SPL @ 10cm	≥85	dBA
Resonant Frequency	800 ± 20%	Hz
Housing Material	PPO	-
Weight	8	Grams
Acceptable Soldering Methods	Hand Solder, Wave Solder	See page 2 for soldering information
Environmental Compliances	RoHS	-
Storage Temperature	-40 ~ +90	°C
Operating Temperature	-40 ~ +85	°C

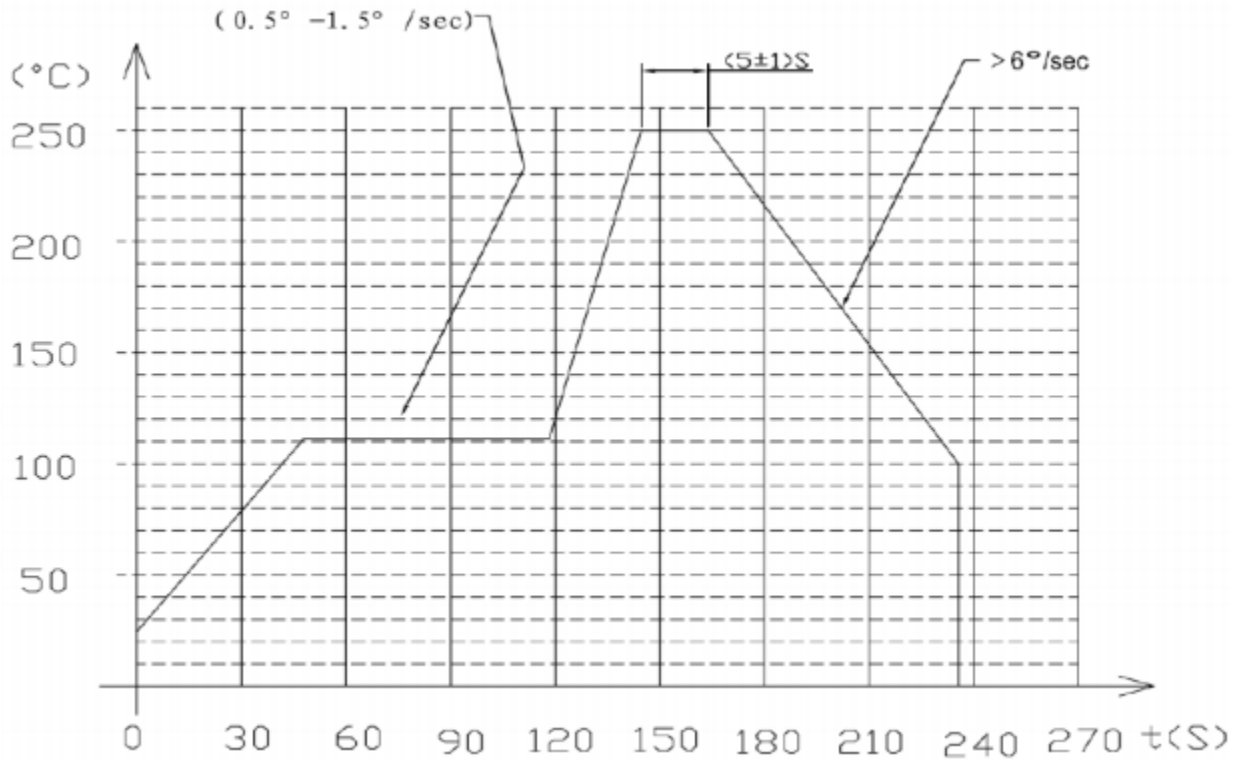
Measurement Method (5 V0-p, 800Hz, 50% duty cycle square wave with SPL meter spaced at 10cm)



Typical Frequency Response (5 V0-p sine-sweep with microphone spaced at 10cm)



Recommended Wave Soldering Procedure

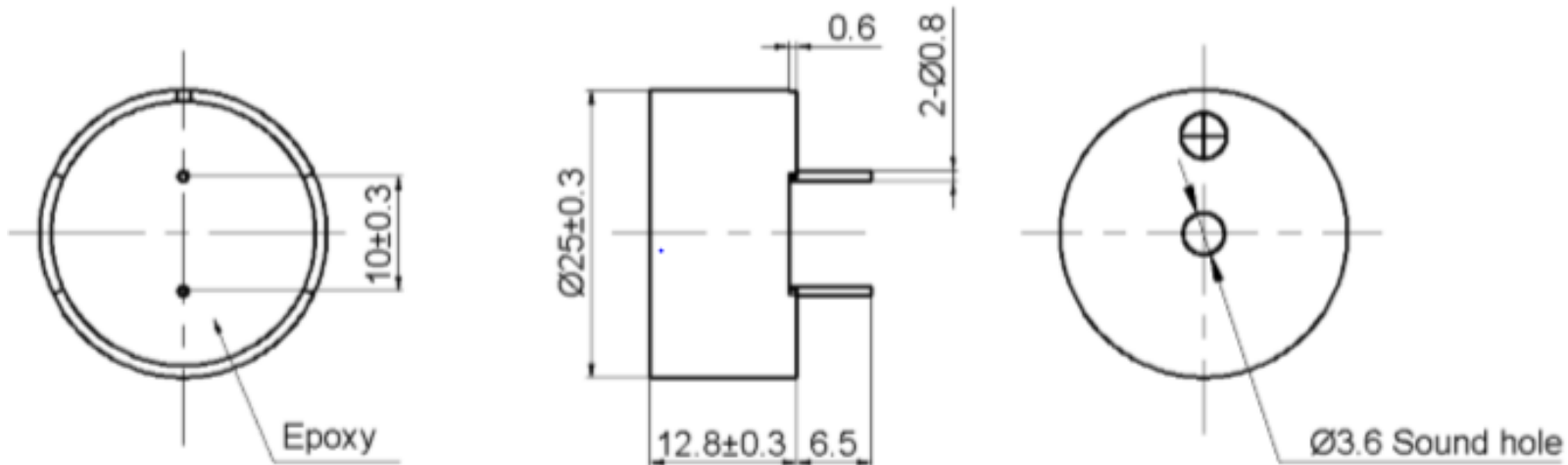


Reliability Testing

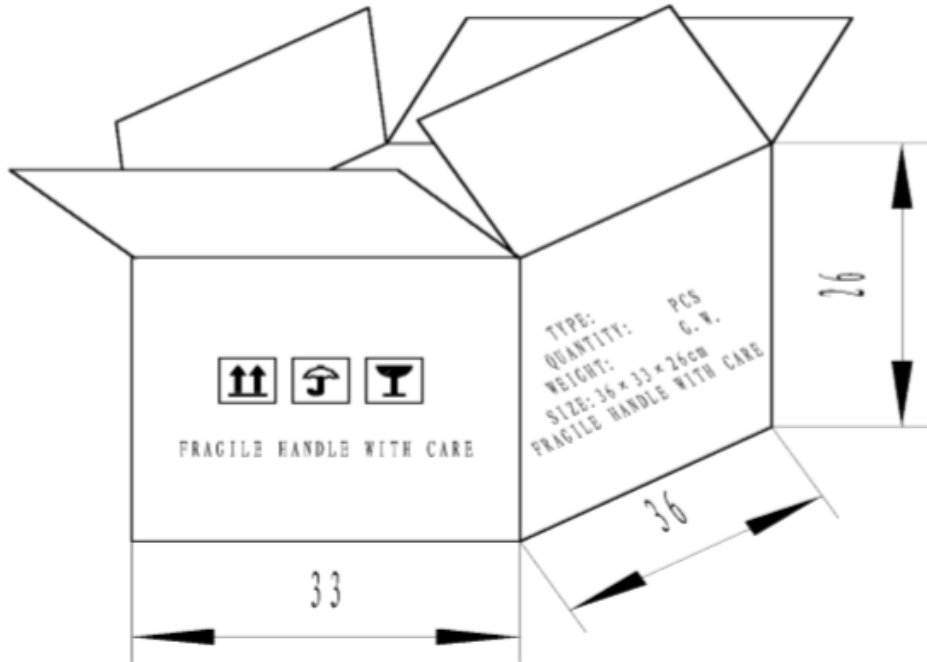
Type of Test	Test Specifications
High Temperature Test	+90±2°C, 96HRS
Low Temperature Test	-40±2°C, 96HRS
Humidity Test	40±2°C, 90~95% RH, 96HRS
Temperature Cycle Testing	-40±2°C, 30minutes room temp. 15 minutes +90±2°C, 30 minutes room temp. 15 minutes 5 cycles
Vibration Test	Test directions of X, Y, and Z (a total of 0.5 hour). Sweep time (from 10 to 55 Hz and then from 55 to 10 Hz) under an amplitude of 1.0mm for 1 minute.
Drop Test	Drop 3 times from 70cm onto the surface of a 10mm thick wood board.

All specifications must be satisfied after the test.

Dimensions (Tolerance: ±0.5mm unless specified)



Packaging



NOTES:

- 1.50 PCS per box
- 2.Total 20 boxes per carton
- 3.Total 1000 PCS carton
- 4.Volume: $33 \times 36 \times 26\text{cm}$