

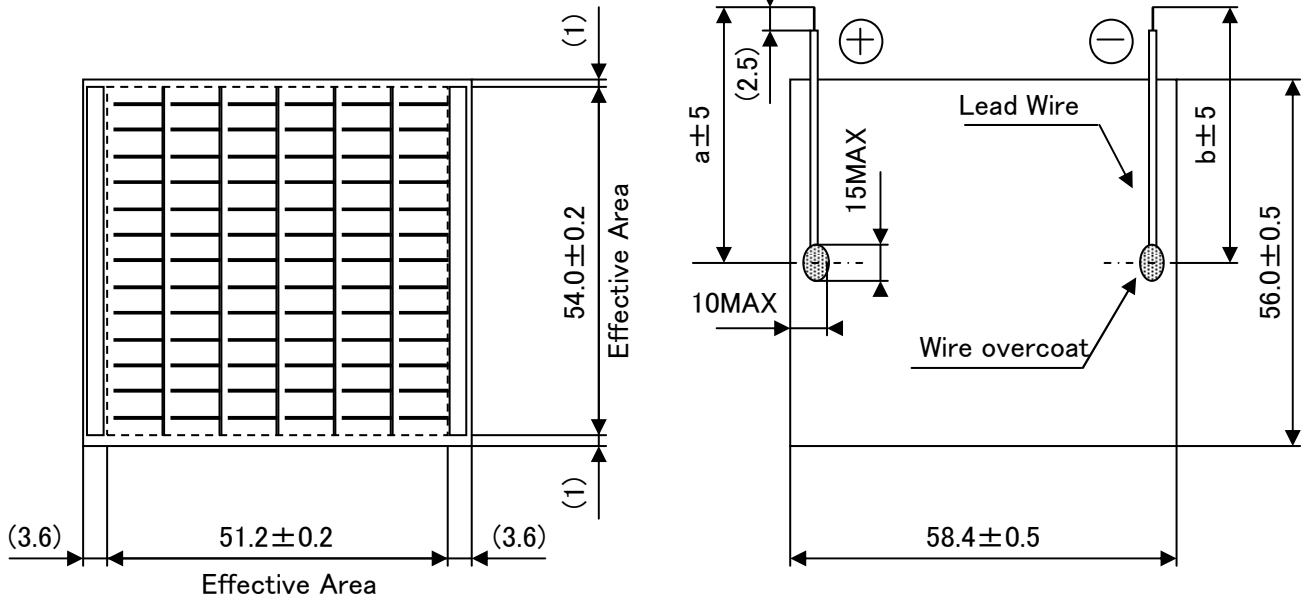
# Amorphous Silicon Solar Cells Specification

## アモルファスシリコン太陽電池 仕様

### Model: AT-7665A

1. Outside dimensions 外形寸法  
Light Receiving Side(受光面)

Back Side(裏面)



(Dimension:mm)

LEAD WIRES: AWG30	
a: 100	b: 100

Note

Module Thickness(モジュール厚) : 0.3mm ± 0.1  
Wire-Overcoat Thickness : 2.0mm MAX(including Module)  
(リード線補正コート部厚)

2. Rated Specifications(at 25°C)

Items	Specifications(Initial)		
2.1 Opencircuit voltage:Voc 開放電圧	Typical	4.7 V	at 50kLx SS
2.2 Short circuit Current:Isc 短絡電流	Typical	19.7 mA	at 50kLx SS
2.3 Operating Voltage & Operating Current: Vope-Iope 動作特性	Minimum	3.0 V- 14.5 mA	at 50kLx SS
	Typical	3.0 V- 17.3 mA	at 50kLx SS
	Typical	3.0 V- 38.6 mA	at AM-1.5 100mW/cm <sup>2</sup>
2.4 Maximum output : Pmax & optimum operating volt:Vop optimum operating current:Iop 最大出力	(reference)	58mW	Vop= 3.6V Iop= 16.2mA at 50kLx SS
	(reference)	125mW	Vop= 3.6V Iop= 34.7mA at AM-1.5 100mW/cm <sup>2</sup>
2.5 Working temperature range 動作温度範囲	-10 to 60°C		
2.6 Storage temperature range 保存温度範囲	-20 to 70°C		

SS:Solar Simulator

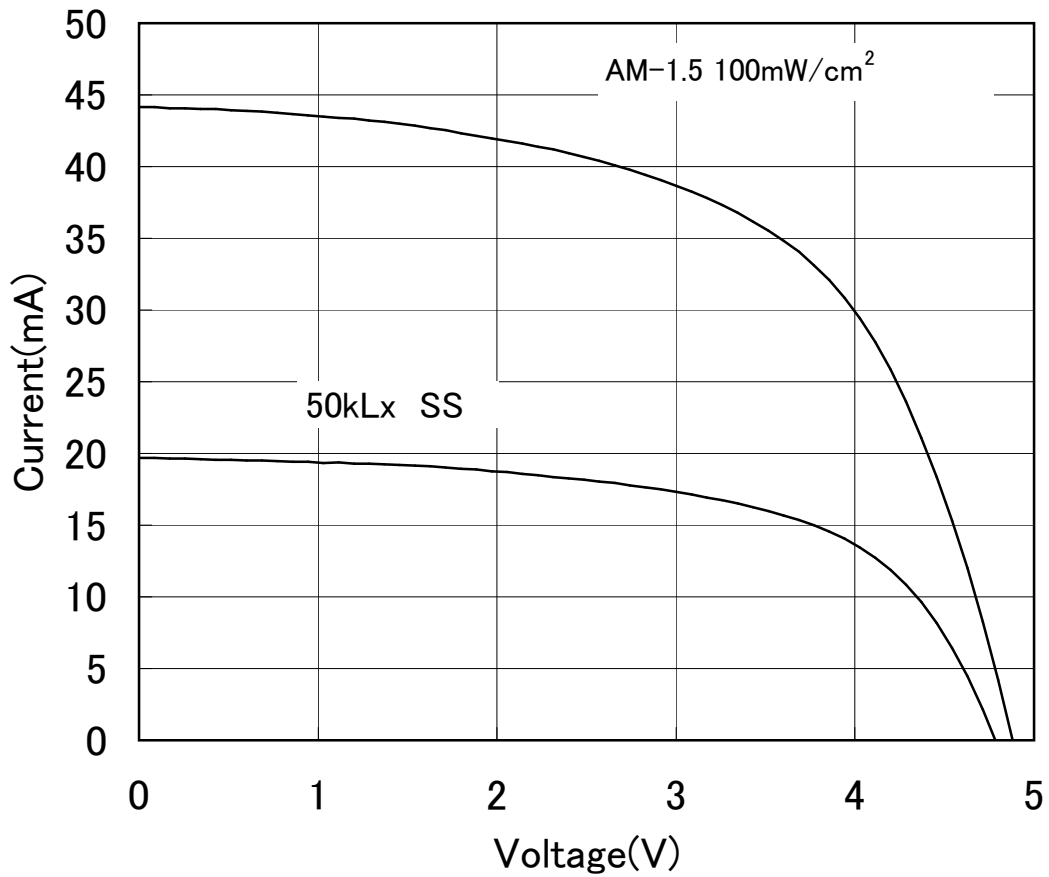
# I - V Characteristics

REFERENCE

1.Model : AT-7665A

2.Outside Dimension : 58.4mm × 56.0mm

SS:Solar Simulator



\*このデータは標準的な出力特性を示すものであり、特性を保証するものではありません。

\*The data are meant to show standard electric characteristics only , not intended to guarantee the characteristics.

Panasonic Eco Solutions Amorton Co.,Ltd.

2014/1/10

# 出力の照度依存特性

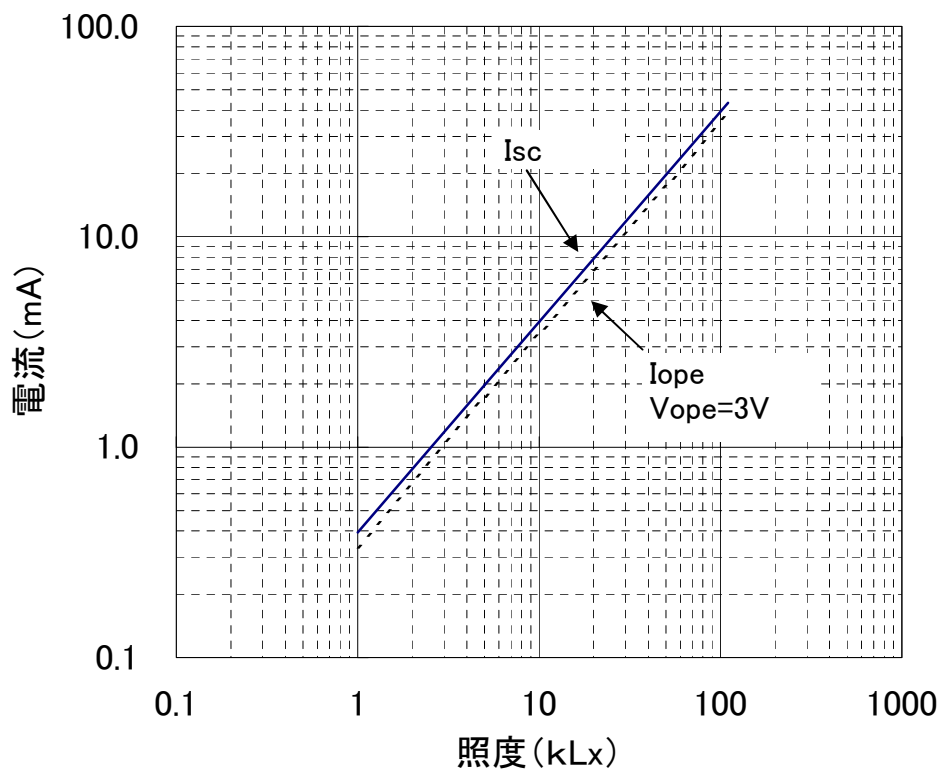
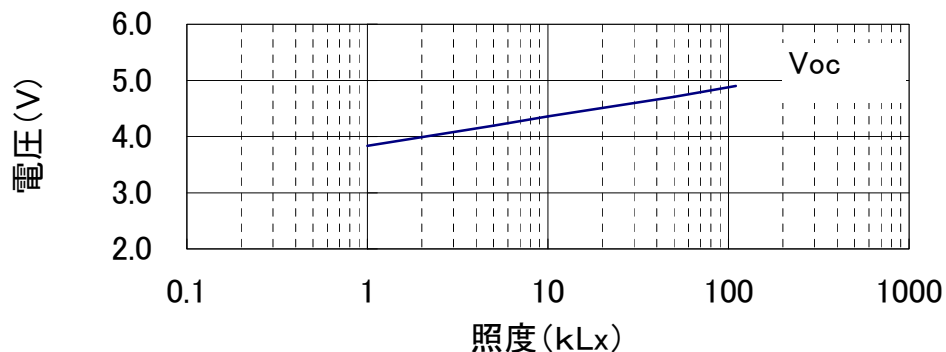
REFERENCE

Dependence of Output on Illumination

1.Model : AT-7665A

2.Outside Dimension : 58.4mm × 56.0mm

SS:Solar Simulator



\*このデータは標準的な出力特性を示すものであり、特性を保証するものではありません。

\*The data are meant to show standard electric characteristics only , not intended to guarantee the characteristics.