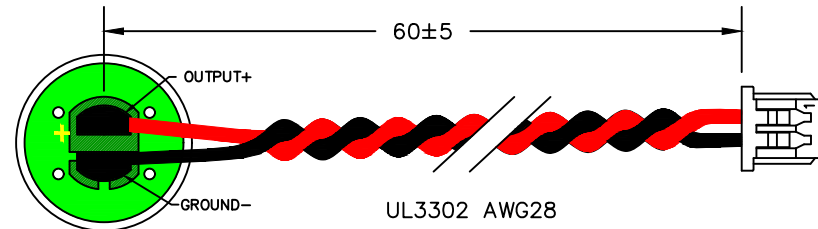
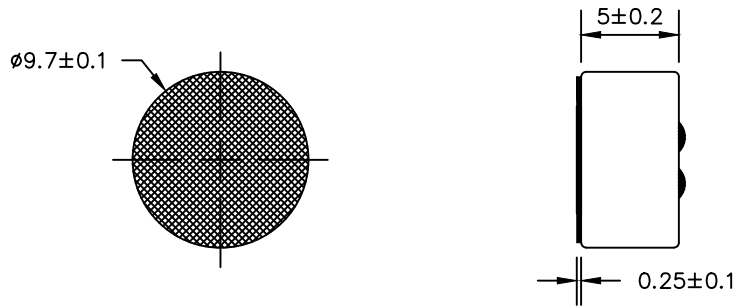


THIS DOCUMENT CONTAINS DATA PROPRIETARY TO PROJECTS UNLIMITED, INC. ANY USE OR REPRODUCTION, IN ANY FORM, WITHOUT PRIOR WRITTEN PERMISSION OF PROJECTS UNLIMITED, INC. IS PROHIBITED.  
© 2005, Projects Unlimited Inc.

## SPECIFICATIONS


PARAMETERS	VALUES	UNITS
DIRECTIVITY	UNI	—
SENSITIVITY	-47±3	dB
STANDARD OPERATING VOLTAGE	2	Vdc
MAX OPERATING VOLTAGE	10	Vdc
CURRENT CONSUMPTION (MAX)	0.5	mA
IMPEDANCE	680	Ohm
SIGNAL TO NOISE RATIO (MIN.)	55	dB
TERMINAL	Solder Pads	—
INTERNAL CAPACITOR	10 & 33	pF
OPERATING TEMPERATURE	-20 ~ 60	C

REVISIONS			
LTR	DESCRIPTION	DATE	APPROVED
—	RELEASED FROM ENGINEERING	10/2/2018	



### NOTES:

- ALL DIMENSIONS ARE IN MILLIMETERS.
- SPECIFICATION SUBJECT TO CHANGE OR WITHDRAWAL WITHOUT NOTICE.
- CONNECTOR: MOLEX 51021-0200.
  - Terminal 50058-8000.
- THIS PART IS RoHS 2011/65/EU COMPLIANT.

UNLESS OTHERWISE SPECIFIED: ALL PURCHASES ARE SUBJECT TO THE PUI AUDIO TERMS AND CONDITIONS SALE FOUND AT <a href="http://www.puiaudio.com/pdf/terms_conditions.pdf">http://www.puiaudio.com/pdf/terms_conditions.pdf</a> (paper copy available upon request). DIMENSIONS ARE IN MILLIMETERS, TOLERANCES ARE ±0.5 AND ANGLES ARE ±3°.		 <b>pui audio</b> inc a projects unlimited company	3541 Stop Eight Road Dayton, Ohio 45414			
APPROVALS	DATE			MICROPHONE		
DRAWN	M.L.	8/18	SIZE	A	DRAWING NO.	AUM-5247L-C3310-LWC60-R
CHECKED	M.L.	8/18	SCALE:	N.T.S.	SHEET	1 OF 1
APPROVED	B.R.	8/18				

BASE PART:  
AUM-5247L-C3310-R

FILE NAME  
AUM-5247L-C3310-LWC60-R.DWG