

Normal Mode for Signal Line, Through-Hole Type, Bead Winding Type Series

Overview

The KEMET winding type beads intended for normal mode noise suppression have a wide variety of characteristics. These through-hole beads are designed with our proprietary ferrite material and are suitable for noise countermeasure in DC signal line circuits.

Applications

- Audio-visual equipment
- Office automation equipment
- Digital appliances
- Home appliances
- Power supplies

Benefits

- Proprietary Manganese-Zinc (Mn-Zn) and Nickel-Zinc (Ni-Zn) ferrite materials (except B-6-***)
- Operating temperature range from -25°C to +65°C (except B-6-***: -20°C to +60°C)
- RoHS Compliant

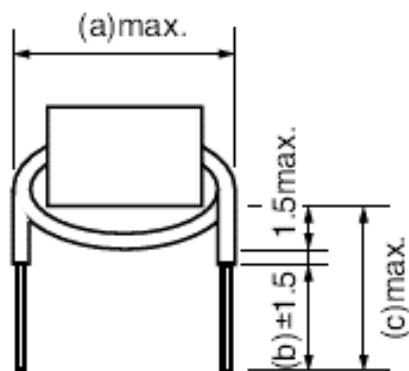
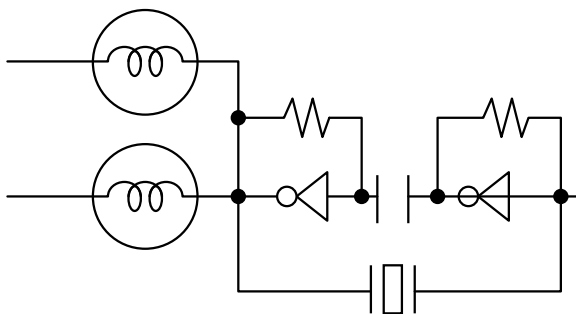


Part Number System

B-	6-	1	
Series	Core Shape	Internal Management Code	
Bead	Blank = Toroidal 6 = Square 6 holes	1 3 4 5 6-22B	6-31B 7 8 9 10 13

Dimensions – Millimeters

Clock pulse oscillating section



Part Number	Dimensions - Millimeters		
	a Maximum	b ±1.5	c Maximum
B-1	5.5	5.0	9.0
B-3	9.0	5.0	10.0
B-4	10.5	5.0	9.0
B-5	11.0	5.0	9.0
B-7	6.0	5.0	9.0

Dimensions – Millimeters cont.

Part Number	Dimensions - Millimeters
B-8 B-9 B-10	
B-6-22B	
B-6-31B	

Environmental Compliance

All KEMET DC line filters are RoHS Compliant.



Performance Characteristics

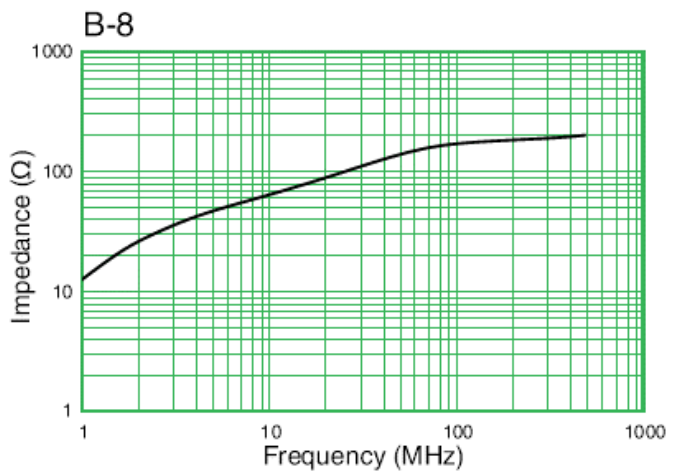
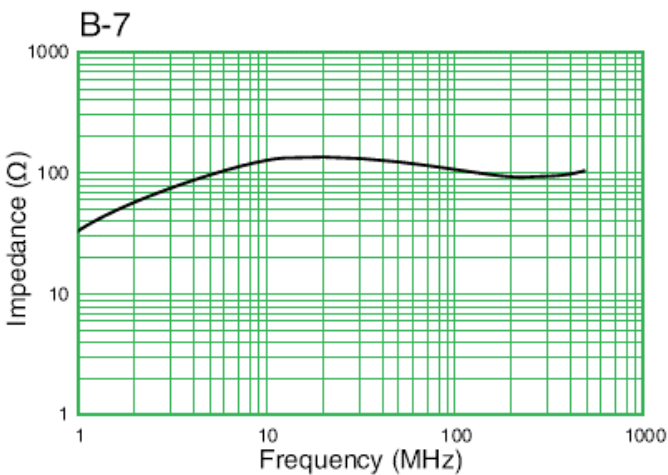
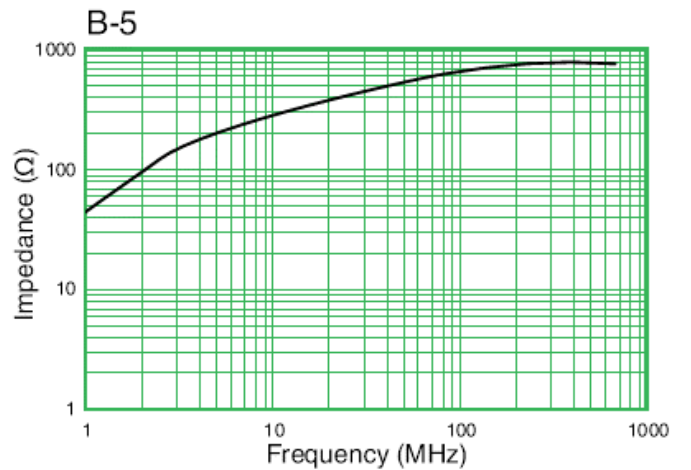
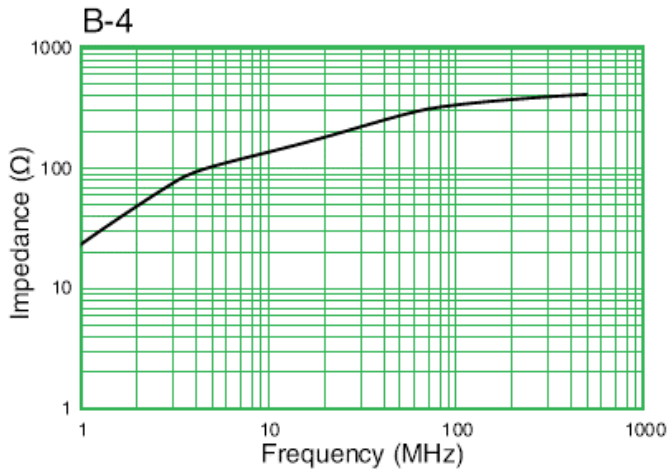
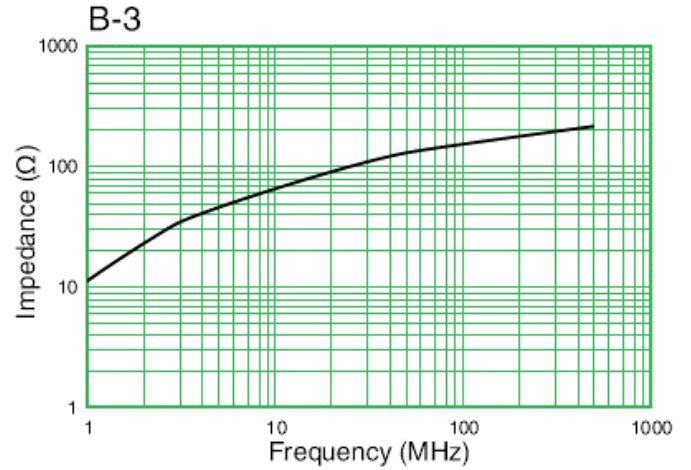
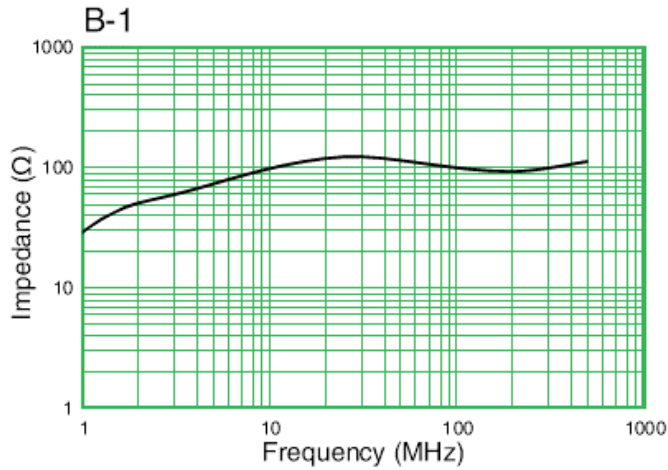
Item	Performance Characteristics
Rated Current Range	1.5 – 3.5 A
Wire	Teflon and soft copper
Number of Turns	2 – 5
Operating Temperature	-25°C to +65°C (not including self-temperature rise) except B-6-***: -20°C to +60°C (not including self-temperature rise)

Table 1 – Ratings & Part Number Reference

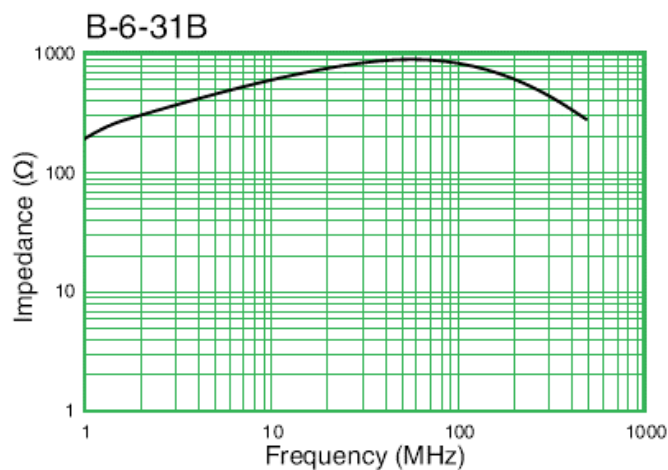
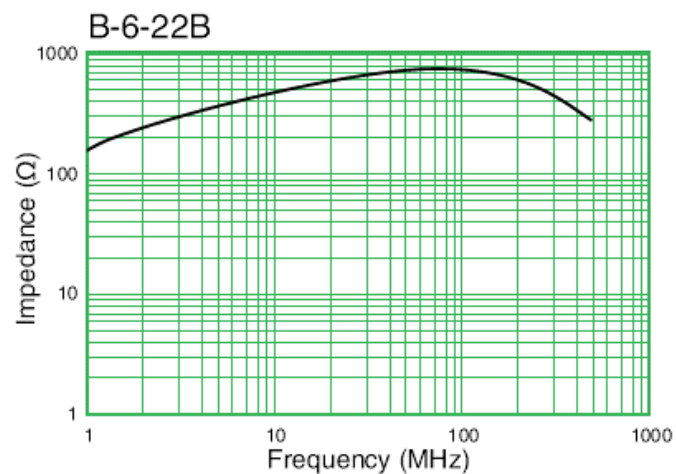
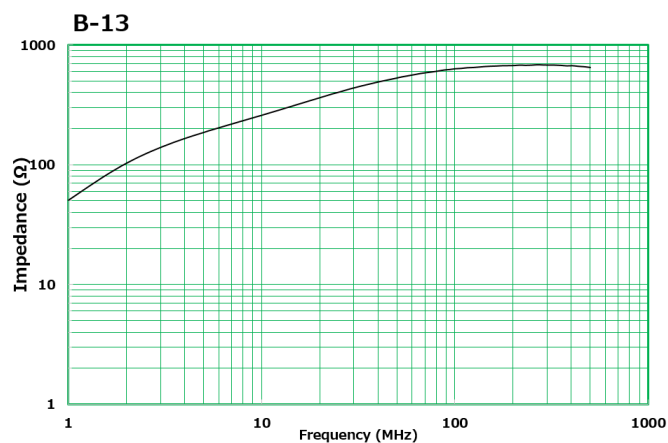
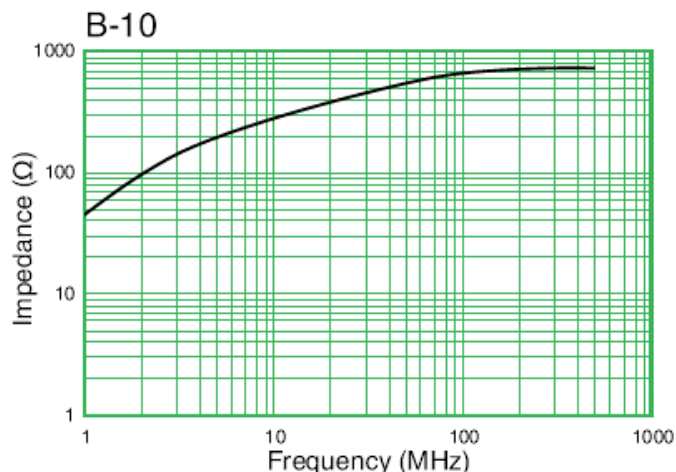
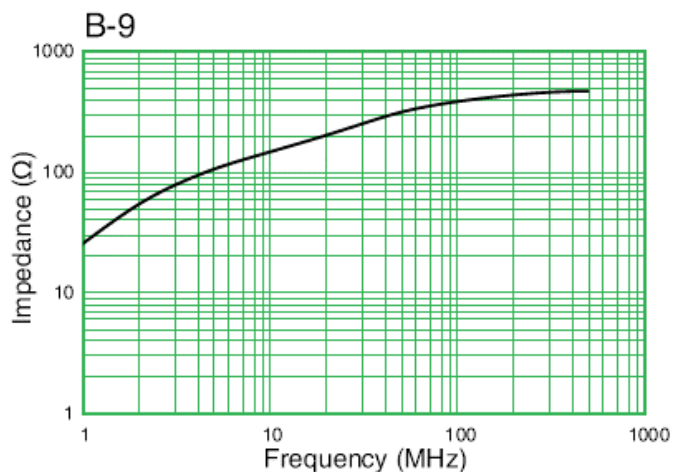
Part Number	Rated Current DC ¹ (A)	Core	Wire	Number of Turns	Weight (g)
B-1	1.5	B-20F-28	Teflon Wire (φ 0.26: Single) Color: White	2T	0.09
B-3	3.5	B-20L-48B	Teflon Wire (φ 0.51: Single) Color: Red	2T	0.44
B-4	1.5	B-20L-44	Teflon Wire (φ 0.26: Single) Color: White	2T	0.48
B-5	1.5	B-20L-44	Teflon Wire (φ 0.26: Single) Color: White	3T	0.50
B-7	2.5	B-20F-28	Teflon Wire (φ 0.32: Single) Color: Green	2T	0.09
B-8	2.5	B-20L-48B	Teflon Wire (φ 0.40: Single) Color: Blue	2T	0.37
B-9	2.5	B-20L-48B	Teflon Wire (φ 0.40: Single) Color: Yellow	3T	0.41
B-10	2.5	B-20L-48B	Teflon Wire (φ 0.40: Single) Color: Black	4T	0.43
B-13	2.5	B-20L-48B	Teflon Wire (φ 0.40: Single) Color: White	5T	0.50
B-6-22B	2.0	-	Soft Copper Wire (φ 0.6)	-	2.18
B-6-31B	2.0	-	Soft Copper Wire (φ 0.6)	-	2.20

¹ Rated current values are not guaranteed by impedance levels; these values are permissible levels when the lead wire temperature rise is 20°C.

Frequency Characteristics



Frequency Characteristics cont.



Packaging

Part Type	Packaging Type	Pieces per Package	Pieces per Box
B-1	Tray	4,000	24,000
B-3			
B-4			
B-5			
B-7			
B-8			
B-9			
B-10			
B-13			
B-6-22B			
B-6-31B	500	3,000	

Handling Precautions

Precautions for product storage

DC Line Filters should be stored in normal working environments. While the chokes themselves are quite robust in other environments, solderability will be degraded by exposure to high temperatures, high humidity, corrosive atmospheres, and long term storage.

KEMET recommends that maximum storage temperature not exceed 40°C and maximum storage humidity not exceed 70% relative humidity. Atmospheres should be free of chlorine and sulfur bearing compounds. Temperature fluctuations should be minimized to avoid condensation on the parts. Do not store near strong magnetic fields, as this might magnetize the product.

For optimized solderability, DC line filter stock should be used promptly, preferably within six months of receipt.

Product temperature rise values

The values listed for temperature rise are the result of self-heating in wires when the rated current (commercial frequency) is applied. When using, check and evaluate the value of the core temperature rise under actual operating conditions.

Export Control

For customers in Japan

For products that are controlled items subject to the “Foreign Exchange and Foreign Trade Law” of Japan, the export license specified by the law is required for export.

For customers outside Japan

DC Line Filters should not be used or sold for use in the development, production, stockpiling or utilization of any conventional weapons or mass-destructive weapons (nuclear weapons, chemical or biological weapons, or missiles) or any other weapons.