

SMT Flyback Transformer

for ON Semiconductor
NCP1030



This flyback transformer was developed specifically for ON Semiconductor's isolated 2 W Bias Supply using the NCP1030, and is specified in Application Note AND8119/D. It is ideal for 48 V telecom and 42 V automotive applications.

It features interleaved primary and secondary windings to minimize leakage inductance. It is designed for 35–76 V input. Isolation (hipot) is 1500 Vrms, one minute between the primary and secondary windings and 750 Vrms between windings and the core.

To request free evaluation samples, contact Coilcraft or visit www.coilcraft.com.

Core material Ferrite

Terminations RoHS tin-silver (96.5/3.5) over tin over nickel over phos bronze.

Weight 0.96 g

Ambient temperature –40°C to +85°C

Maximum part temperature +125°C (ambient + temp rise)

Storage temperature Component: –40°C to +85°C.

Tape and reel packaging: –40°C to +80°C

Resistance to soldering heat Max three 40 second reflows at +260°C, parts cooled to room temperature between cycles

Moisture Sensitivity Level (MSL) 1 (unlimited floor life at <30°C / 85% relative humidity)

Failures in Time (FIT) / Mean Time Between Failures (MTBF)

38 per billion hours / 26,315,789 hours, calculated per Telcordia SR-332

Packaging 600 per 13" reel Plastic tape: 24 mm wide, 0.37 mm thick, 16 mm pocket spacing, 6.1 mm pocket depth

PCB washing Tested with pure water or alcohol only. For other solvents, see Doc787_PCB_Washing.pdf.

Part number ¹	Inductance at 0 Adc ² ±10% (µH)	Inductance at Ipk ³ min (µH)	DCR max (Ohms)	Leakage Inductance ⁴ max (µH)	Turns ratio		Ipk ³ (mA)
					pri : sec (7-8)	pri : sec (5-6)	
B0226-EL_	120	102	0.655 (pins 1–4) 0.820 (pins 2–3) 0.248 (pins 7–8) 0.248 (pins 5–6)	0.95	1:0.36	1:0.36	400

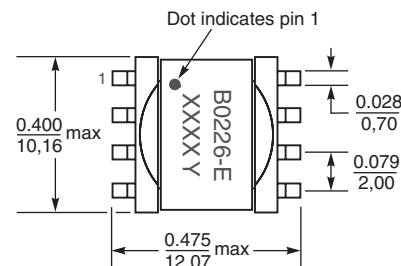
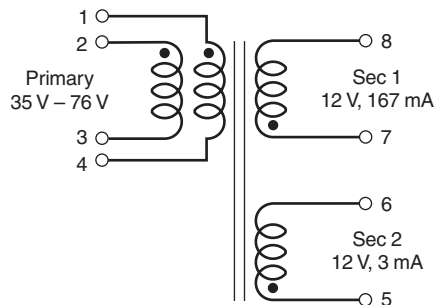
1. When ordering, specify a **packaging** code:

B0226-ELD

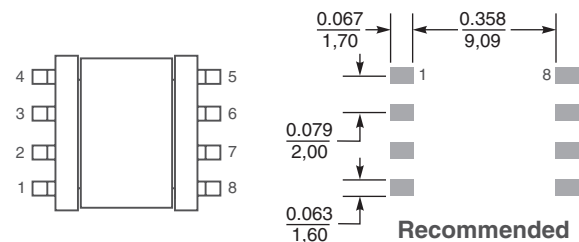
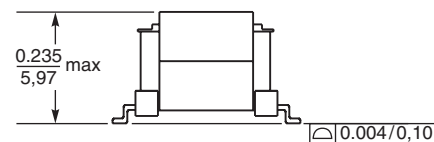
Packaging: D = 13" machine ready reel. EIA-481 embossed plastic tape (600 per full reel).

B = Less than full reel. In tape, but not machine ready. To have a leader and trailer added (\$25 charge), use code letter D instead.

- Inductance is for the primary, measured at 275 kHz, 0.5 Vrms.
 - Peak primary current drawn at minimum input voltage.
 - Leakage inductance is for the primary winding with the secondary windings shorted.
 - Operating temperature range –40°C to +85°C.
 - Electrical specifications at 25°C.
- Refer to Doc 362 "Soldering Surface Mount Components" before soldering.



Parts manufactured prior to December 2011 may be marked differently.



Recommended Land Pattern

Dimensions are in $\frac{\text{inches}}{\text{mm}}$