



BAS16~BAS21

SURFACE MOUNT SWITCHING DIODES

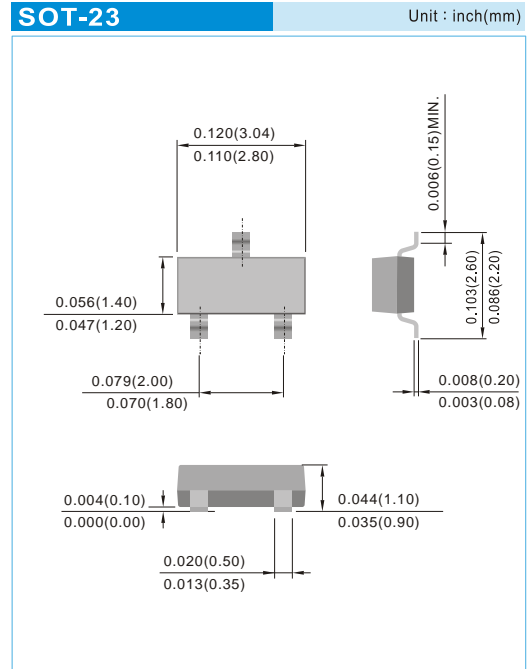
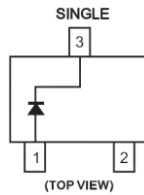
Voltage 100~250 V **POWER** 350 mW

Features

- Fast switching speed.
- Surface mount package Ideally Suited for Automatic insertion
- Electrically Identical to Standard JEDEC
- High Conductance
- Lead free in compliance with EU RoHS 2.0
- Green molding compound as per IEC 61249 standard

Mechanical Data

- Case: SOT-23, Plastic
- Terminals: Solder plated, solderable per MIL-STD-750, Method 2026
- Approx. Weight: 0.0003 ounces, 0.0084 grams



Maximum Ratings ($T_A=25^\circ\text{C}$ unless otherwise noted)

PARAMETER	SYMBOL	BAS16	BAS19	BAS20	BAS21	UNIT
Marking Code		A6	A8	A80	A82	
Reverse Voltage	V_R	75	100	150	200	V
Peak Reverse Voltage	V_{RM}	100	120	200	250	V
Rectified Current (Average), Half Wave Rectification With Resistive Load And $f \geq 50\text{Hz}$	I_O	250	200	200	200	mA
Peak Forward Surge Current, $t_p=1\mu\text{s}$ Single Half Sine-Wave Superimposed On Rated Load	I_{FSM}	2	2.5	2.5	2.5	A
Power Dissipation Derate Above 25°C	P_{TOT}	350	350	350	350	mW
Maximum Forward Voltage	V_F	0.855@10mA	1.0@100mA	1.0@100mA	1.0@100mA	V
Maximum Dc Reverse Current At Rated Dc Blocking Voltage $T_J=25^\circ\text{C}$	I_R	1	1	1	1	μA
Typical Junction Capacitance (Notes1)	C_J	2	1.5	1.5	1.5	pF
Maximum Reverse Recovery Time (Note 2)	T_{RR}	6	50	50	50	nS
Typical Thermal Resistance (Note 3)	$R_{\theta JA}$	357				$^\circ\text{C/W}$
Operating Junction Temperature And Storage Temperature Range	T_J, T_{STG}	-55 to +150				$^\circ\text{C}$

NOTES :

1. C_J at $V_R=0$, $f=1\text{MHz}$
2. From $I_F=10\text{mA}$ to $I_R=1\text{mA}$, $V_R=6\text{Volts}$, $R_L=100\Omega$
3. Mounted on a FR-4 PCB, single-sided copper, with 100cm^2 copper pad area.



BAS16~BAS21

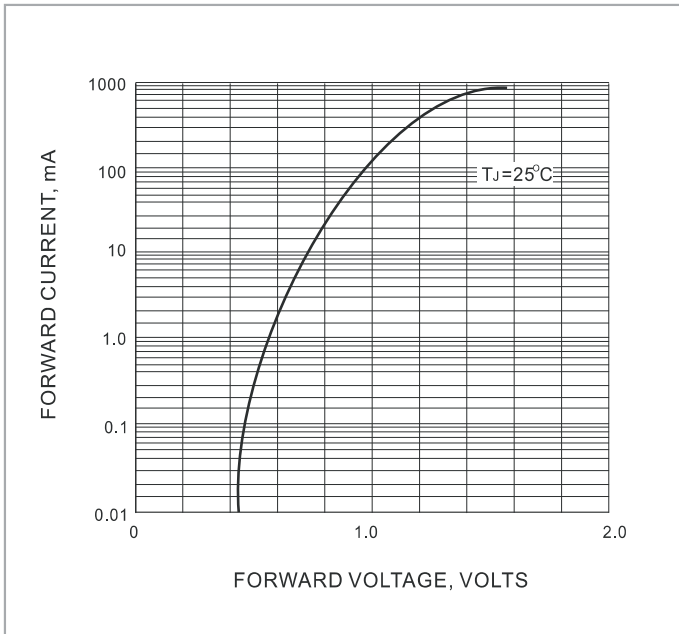


FIG. 1-TYPICAL FORWARD CHARACTERISTIC

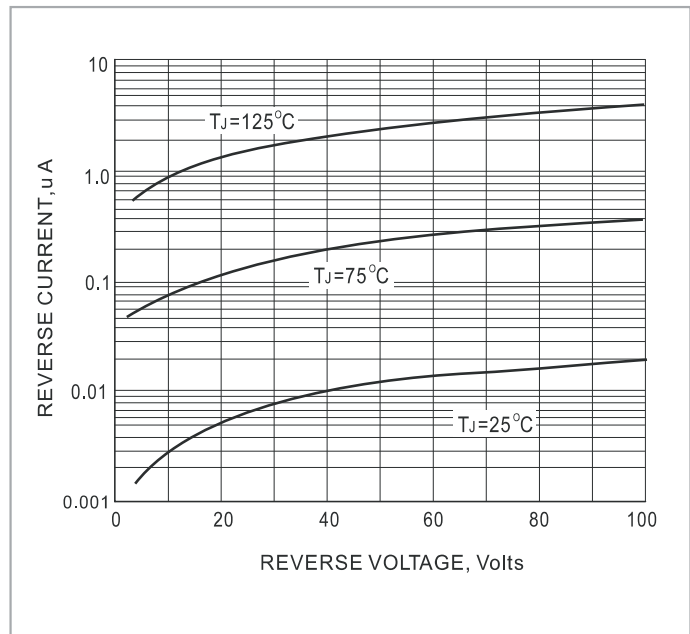


FIG. 2-TYPICAL REVERSE CHARACTERISTICS

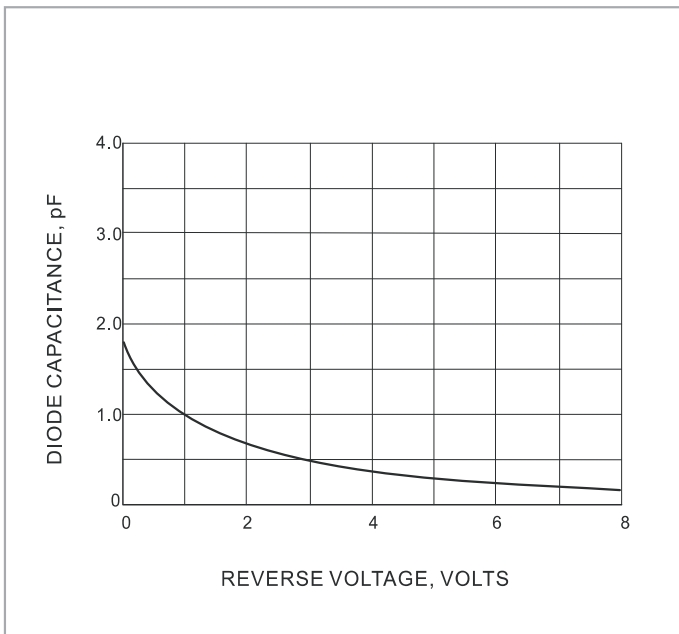


FIG. 3 TYPICAL JUNCTION CAPACITANCE

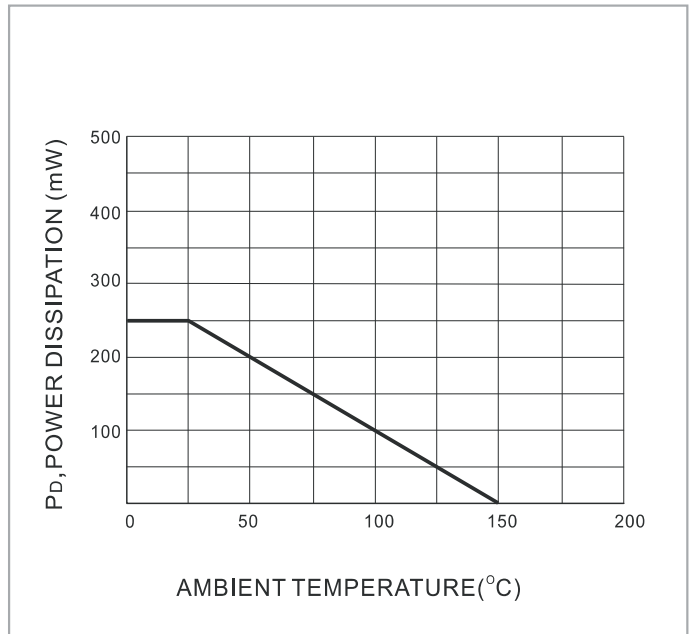
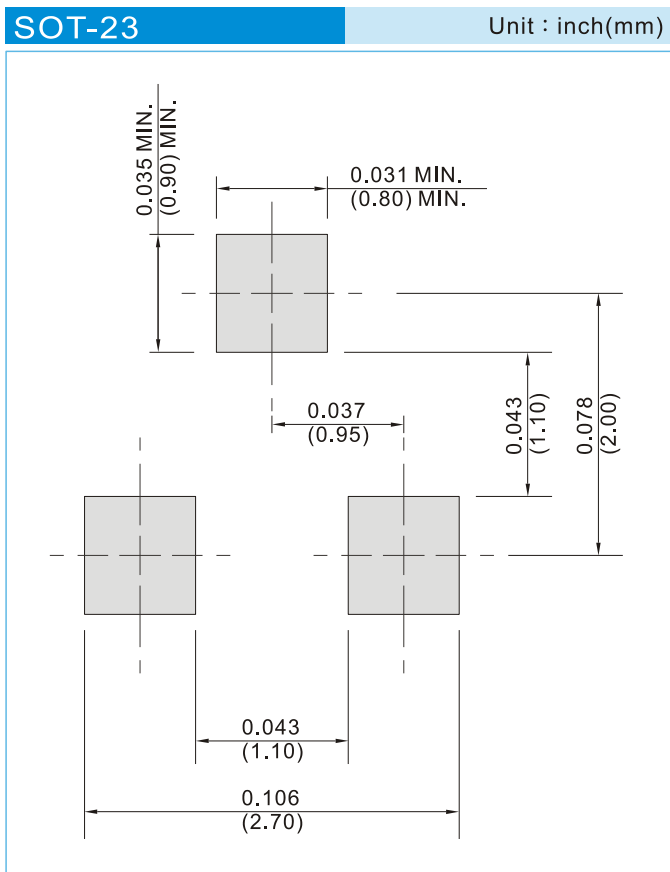


FIG. 4 POWER DERATING CURVE

BAS16~BAS21

MOUNTING PAD LAYOUT



ORDER INFORMATION

- Packing information
 - T/R – 12K per 13" plastic Reel
 - T/R – 3K per 7" plastic Reel



BAS16~BAS21

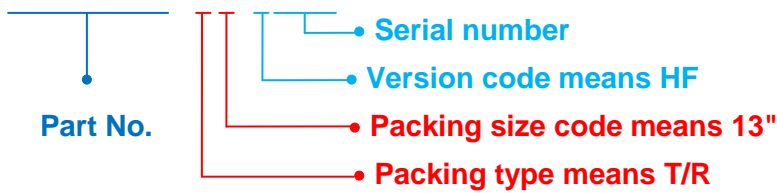
Part No_packing code_Version

BAS16_R1_00001

BAS16_R2_00001

For example :

RB500V-40_R2_00001



Packing Code XX				Version Code XXXXX		
Packing type	1 st Code	Packing size code	2 nd Code	HF or RoHS	1 st Code	2 nd ~5 th Code
Tape and Ammunition Box (T/B)	A	N/A	0	HF	0	serial number
Tape and Reel (T/R)	R	7"	1	RoHS	1	serial number
Bulk Packing (B/P)	B	13"	2			
Tube Packing (T/P)	T	26mm	X			
Tape and Reel (Right Oriented) (TRR)	S	52mm	Y			
Tape and Reel (Left Oriented) (TRL)	L	PANASERT T/B CATHODE UP (PBCU)	U			
FORMING	F	PANASERT T/B CATHODE DOWN (PBCD)	D			