

BAS70/-04/-05/-06-G

Reverse Voltage: 70 Volts
Forward Current: 70 mA
RoHS Device

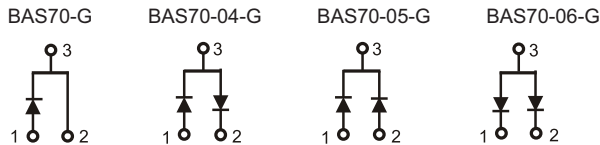
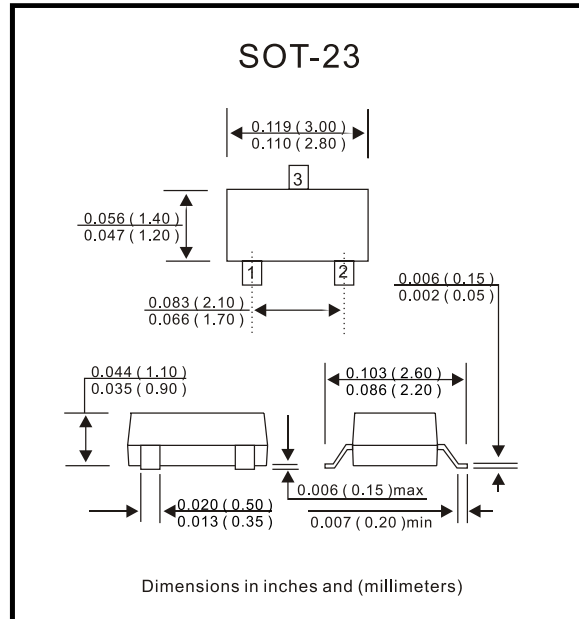


Features

- Designed for mounting on small surface.
- High speed switching application, circuit protection.
- Low turn-on voltage

Mechanical data

- Case: SOT-23, molded plastic.
- Terminals: Solder plated, solderable per MIL-STD-750, method 208.
- Approx. weight: 0.008 gram



Maximum Ratings and Electrical Characteristics (at Ta = 25°C unless otherwise noted)

Parameter	Condition	Symbol	Value	Unit
Repetitive peak reverse voltage		VRRM	70	V
Reverse voltage		VR	70	V
Forward current		IF	70	mA
Surge peak forward current	T < 1.0 sec	IFSM	0.1	A
Power dissipation		Pd	200	mW
Maximum forward voltage	@ IF = 1.0 mA, tp < 300us @ IF = 15 mA, tp < 300us	VF	0.41 1.0	V
Maximum reverse current	@ VR = 50V	IR	0.1	uA
Max reverse recovery time	Note 1	Trr	2	nS
Maximum diode capacitance	VR=0V, f=1MHz	CT	5	pF
Max. junction temperature		Tj	125	°C
Storage temperature		TSTG	-65 to +150	°C

Note1: IF=10mA through IR=10mA to IR=1.0mA, RL=100 ohms

RATING AND CHARACTERISTIC CURVES (BAS70/-04/-05/-06-G)

Fig. 1 - Forward characteristics

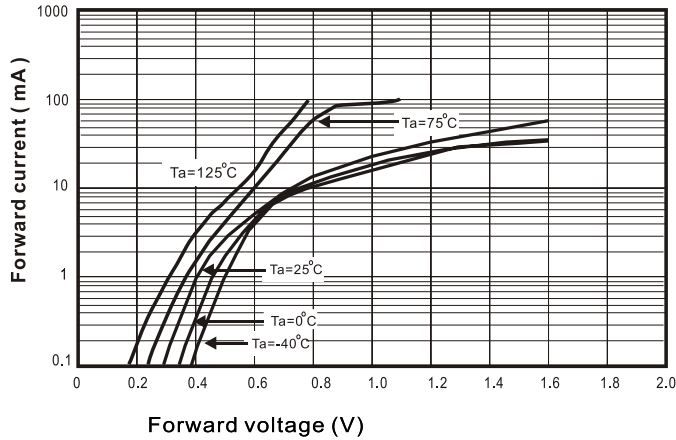


Fig. 2 - Reverse characteristics

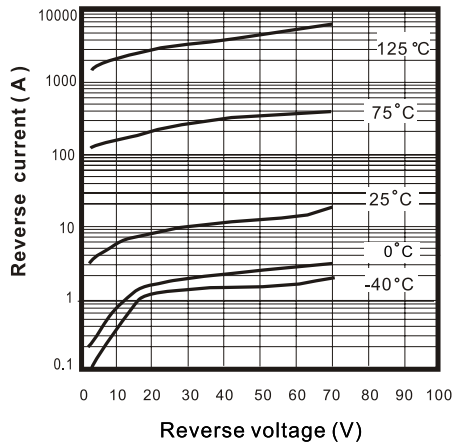


Fig. 3 - Capacitance between terminals characteristics

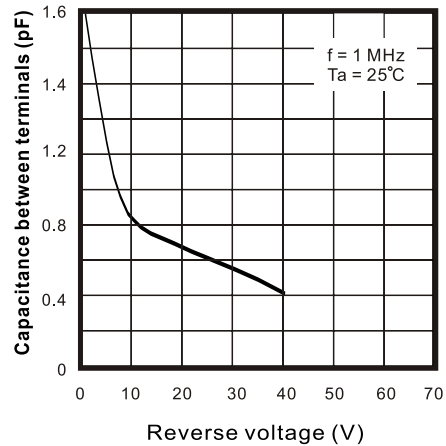


Fig. 4 - Power Derating Curve

