



# BAT54TB SERIES

## SURFACE MOUNT SCHOTTKY BARRIER

**VOLTAGE** 30 Volt **CURRENT** 0.2 Ampere

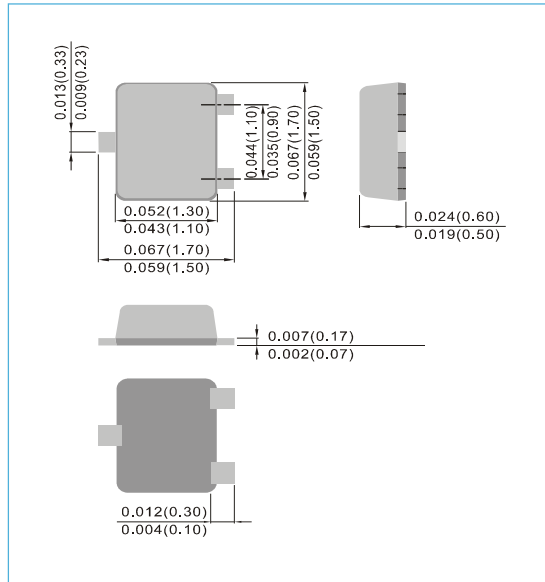
### FEATURES

- Low turn-on voltage
- Fast switching
- PN Junction Guard Ring for Transient and ESD Protection.
- Lead free in compliance with EU RoHS 2.0
- Green molding compound as per IEC 61249 standard

### MECHANICAL DATA

- Case: SOT-523, Plastic
- Terminals: Solderable per MIL-STD-750, Method 2026
- Approx. Weight: 0.00007 ounces, 0.002 grams

**SOT-523** Unit : inch(mm)



## MAXIMUM RATINGS AND ELECTRICAL CHARACTERISTICS (T<sub>A</sub>=25°C unless otherwise noted)

PARAMETER	SYMBOL	BAT54TB	BAT54ATB	BAT54CTB	BAT54RTB	BAT54STB	UNITS	
Marking code	-	LV	LW	LX	LG	LY	-	
Peak Repetitive Reverse Voltage	V <sub>RRM</sub>	30						V
Average Forward Current	I <sub>O</sub>	0.2						A
Peak Forward Surge Current, 1s	I <sub>FSM</sub>	0.6						A
Instantaneous Forward Voltage at I <sub>F</sub> =1mA at I <sub>F</sub> =100mA	V <sub>F</sub>	0.32 0.6						V
DC Reverse Current at Rated DC Blocking Voltage@VR=25V	I <sub>R</sub>	2						μA
Typical Junction Capacitance at V <sub>R</sub> =0V, f=1MHz	C <sub>J</sub>	10						pF
Typical Thermal Resistance, Junction to Ambient (Note 1)	R <sub>θJA</sub>	833						°C/ W
Operating Junction and Storage Temperature Range	T <sub>J</sub> , T <sub>STG</sub>	-55 to +125						°C
Circuit Figure	-	Single	Common Anode	Common Cathode	Series (Rev)	Series	-	

Note :

1. Mounted on minimum pad layout.

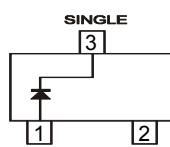


Fig. 14(TOP VIEW)

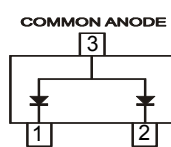


Fig. 15(TOP VIEW)

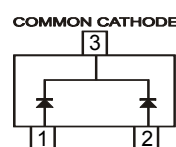


Fig. 16(TOP VIEW)

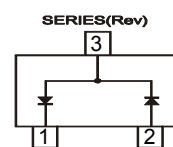


Fig. 33(TOP VIEW)

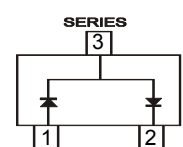
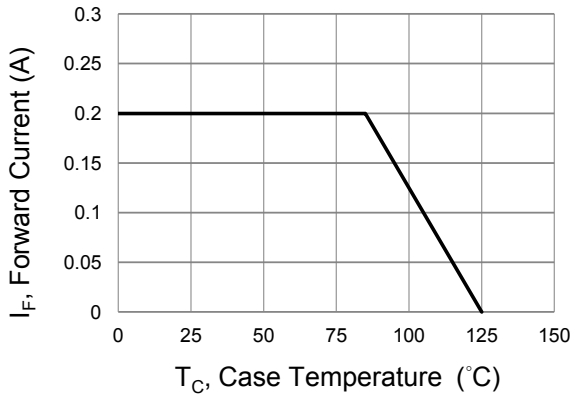


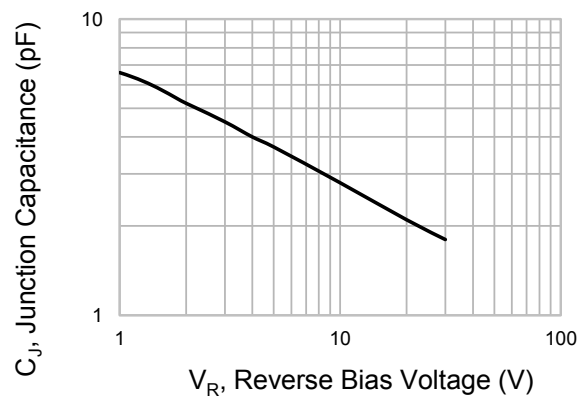
Fig. 17(TOP VIEW)



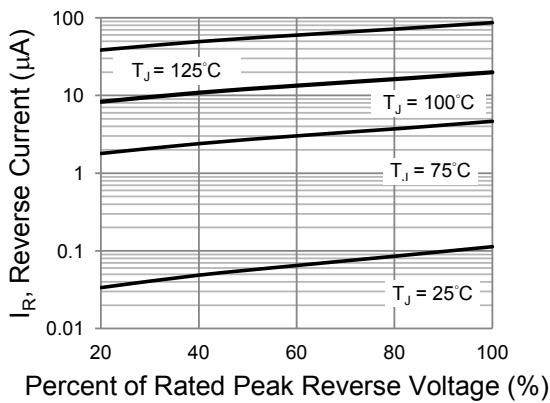
# BAT54TB SERIES



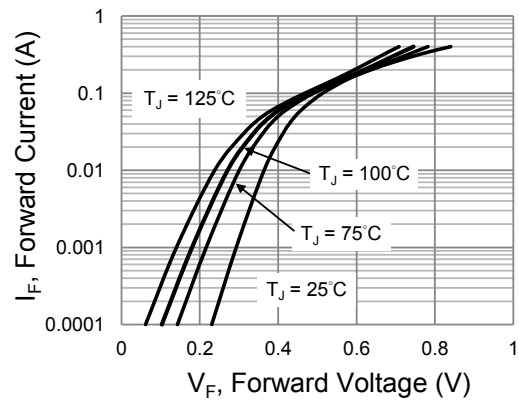
**Fig.1 Forward Current Derating Curve**



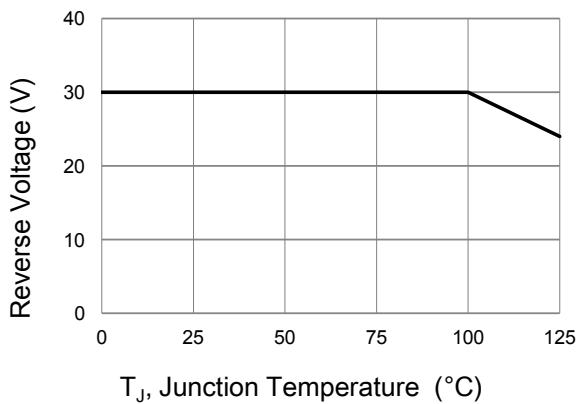
**Fig.2 Typical Junction Capacitance**



**Fig.3 Typical Reverse Characteristics**



**Fig.4 Typical Forward Characteristics**

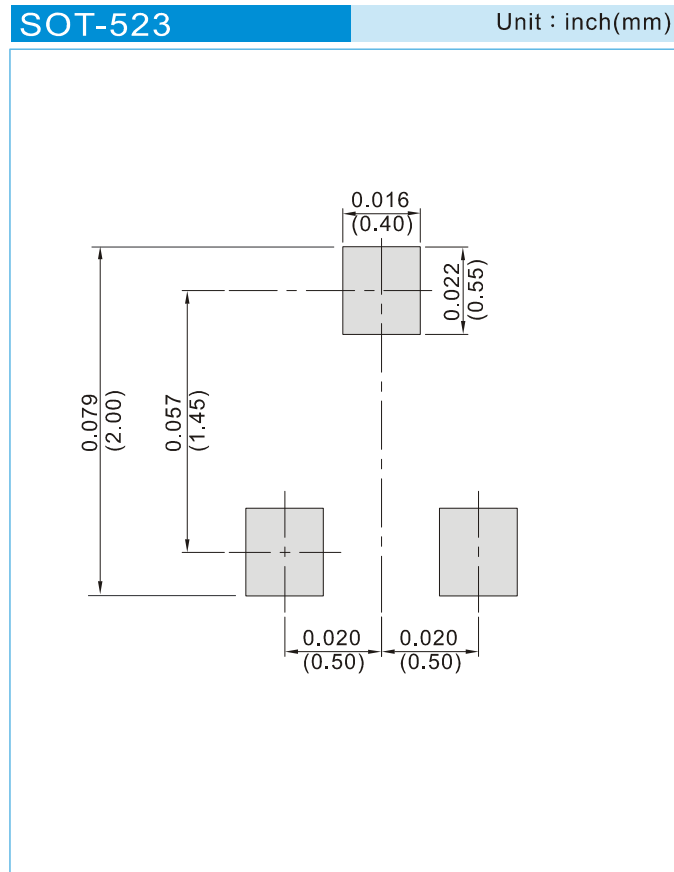


**Fig.5 Operating Temperature Derating Curve**



# BAT54TB SERIES

## MOUNTING PAD LAYOUT



## ORDER INFORMATION

- Packing information  
T/R - 4K per 7" plastic Reel



# BAT54TB SERIES

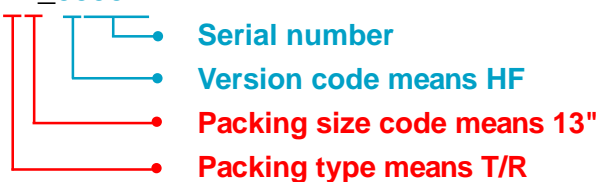
Part No\_packing code\_Version

BAT54TB\_R1\_00001

For example :

**RB500V-40\_R2\_00001**

Part No.



Packing Code <b>XX</b>				Version Code <b>XXXXX</b>		
Packing type	1 <sup>st</sup> Code	Packing size code	2 <sup>nd</sup> Code	HF or RoHS	1 <sup>st</sup> Code	2 <sup>nd</sup> ~5 <sup>th</sup> Code
Tape and Ammunition Box (T/B)	<b>A</b>	N/A	<b>0</b>	<b>HF</b>	<b>0</b>	serial number
Tape and Reel (T/R)	<b>R</b>	7"	<b>1</b>	<b>RoHS</b>	<b>1</b>	serial number
Bulk Packing (B/P)	<b>B</b>	13"	<b>2</b>			
Tube Packing (T/P)	<b>T</b>	26mm	<b>X</b>			
Tape and Reel (Right Oriented) (TRR)	<b>S</b>	52mm	<b>Y</b>			
Tape and Reel (Left Oriented) (TRL)	<b>L</b>	PANASERT T/B CATHODE UP (PBCU)	<b>U</b>			
FORMING	<b>F</b>	PANASERT T/B CATHODE DOWN (PBCD)	<b>D</b>			