



CERAMIC

# Bandpass Filter & Balun **BBFCG2-382+**

50Ω 3490 to 4190 MHz

## THE BIG DEAL

- Tiny size, (0805)
- Compact design includes Balun & Filter in one package
- Low cost
- Temperature stable
- Hermetically sealed



Generic photo used for illustration purposes only

CASE STYLE: GE0805C-15

### +RoHS Compliant

The +Suffix identifies RoHS Compliance. See our web site for RoHS Compliance methodologies and qualifications

## APPLICATIONS

- Telecommunications
- 5G sub 6GHz

## PRODUCT OVERVIEW

Mini-Circuits' BBFCG2-382+ is a tiny ceramic RF balun filter with an impedance ratio of 1:2, covering a variety of wireless communications applications from 3490 to 4190 MHz. This model provides low insertion loss, low phase unbalance (relative to 180°), low amplitude unbalance. Fabricated using LTCC technology, the unit comes housed in a tiny, rugged ceramic package (0.079" x 0.049" x 0.037") suitable for harsh operating environments.

## KEY FEATURES

Feature	Advantages
Compact Design	Integrates filter and balun in one tiny package
Tiny size, 0805	Accommodates tight space requirements for dense PCB layouts.
LTCC construction	LTCC process enables tiny size and low cost, suitable for high-volume production. Rugged ceramic package provides excellent reliability in harsh operating environments.



CERAMIC

# Bandpass Filter & Balun **BBFCG2-382+**

Mini-Circuits

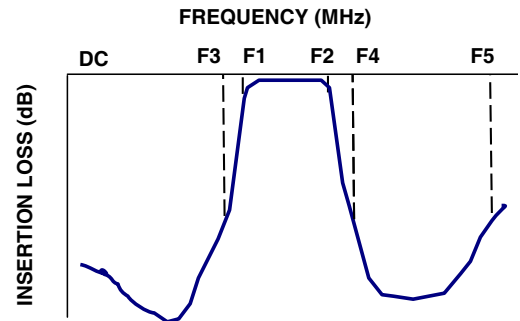
### ELECTRICAL SPECIFICATIONS AT 25°C

Parameter	F#	Frequency (MHz)	Min.	Typ.	Max.	Units
Impedance Ratio	—	—	2			
Insertion Loss	F1-F2	3490 - 4190	—	—	3.4	dB
Return Loss	Unbalanced Port	F1-F2	8.5	—	—	dB
	Balanced Port	F1-F2	8.5	—	—	
Stopband Rejection	DC-F3	DC - 2408	27	—	—	dB
	F4-F5	7606 - 8306	33	—	—	
Amplitude Unbalance ±	F1-F2	3490 - 4190	-1.5	—	1.5	dB
Phase Unbalance	F1-F2	3490 - 4190	-13	—	13	Degree

### MAXIMUM RATINGS

Parameter	Ratings
Operating Temperature	-55°C to 125°C
Storage Temperature	-55°C to 125°C
RF Power Input	0.5W at 25°C

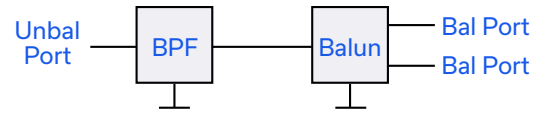
### TYPICAL FREQUENCY RESPONSE



### DC INTERFACE TABLE

Unbalance Port - GND	DC short
Unbalance Port - Balance Ports	DC open
Balance port - GND	DC open
Balance port-Balance Port	DC short

### FUNCTIONAL SCHEMATIC





CERAMIC

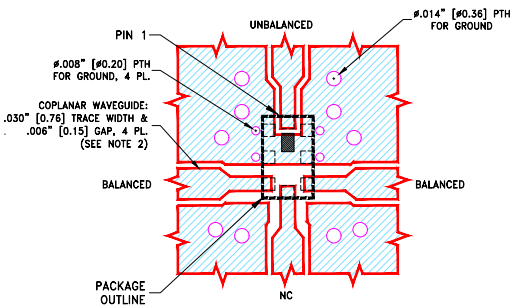
# Bandpass Filter & Balun **BBFCG2-382+**

## PAD CONNECTIONS

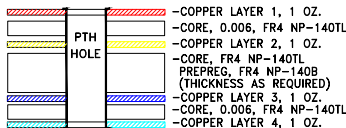
UNBALANCED PORT	1
BALANCED PORT	4,6
GROUND	2,3,7,8
NOT CONNECT OR GND	5

PRODUCT MARKING: N/A

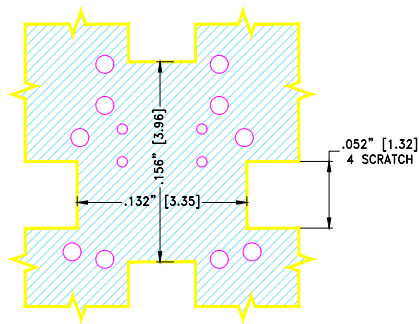
DEMO BOARD MCL P/N: TB-BBFCG2-382+  
SUGGESTED PCB LAYOUT (PL-724)



### STACK-UP DIAGRAM



- TOTAL FINISHED THICKNESS 0.057 ± 10%.
- PTH HOLES PRESENT FROM COPPER LAYER 1 TO 4.



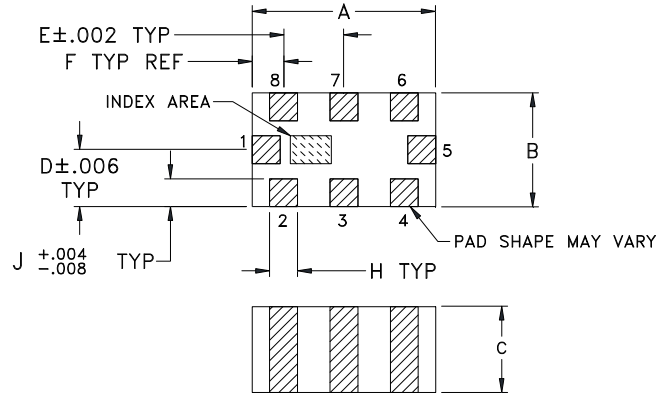
TOP VIEW TO LAYER 2

### NOTES:

- PCB IS MULTILAYER PCB, SEE STACK-UP DIAGRAM.
- TRACE WIDTH & GAP PARAMETERS ARE SHOWN FOR FR4 NP-140TL WITH DIELECTRIC THICKNESS .006" ± 0.0005"; COPPER: 1 OZ. FOR OTHER MATERIALS TRACE WIDTH AND GAP MAY NEED TO BE MODIFIED.
- COPPER LAYERS 3,4 OF THE PCB IS CONTINUOUS GROUND PLANES.

DENOTES COPPER LAND PATTERN FREE OF SOLDER MASK.

## OUTLINE DRAWING



## OUTLINE DIMENSIONS (Inches / mm)

A	B	C	D	E	F	G	H	J	wt
.079	.049	.037	.025	.026	.014	.110	.012	.012	grams
2.01	1.24	0.94	0.64	0.66	0.36	2.79	0.30	0.30	.008